

ADAC Formel 4

Result List Race 1

Provisional



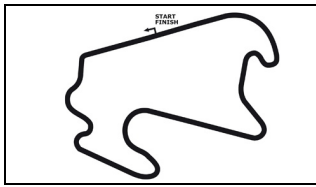
Lausitzring, Length: 3478m
Air temperature: 19.13°C
Track temperature: 21.79°C
Weather condition: Dry

DMSB Reg. Nr.: 142/17

Saturday, May 20, 2017 11:30:00

started : 26 classified : 21 not classified : 5

Nr.	Drivers	Team	Laps	Total Time	Gap	Kph	Lap	Time	Kph
Cl.	Car	Competitor							
1	28 K.Schramm(DEU) ADAC Formel 4 powered by Abarth	(T) US Racing(DEU) US Racing	20	30:26.875		137.0	15	1:23.346	150.2
2	83 K.Moreira-Laliberte(CHE) ADAC Formel 4 powered by Abarth	(T) Van Amersfoort Racing(NLD) Van Amersfoort Racing	20	30:27.685	0.810	137.1	19	1:23.477	149.9
3	44 J.Vips(ITA) ADAC Formel 4 powered by Abarth	(T) Prema Powerteam SRL(ITA) Prema Powerteam SRL	20	30:29.792	2.917	137.1	15	1:23.369	150.1
4	18 J.Hanses(DEU) ADAC Formel 4 powered by Abarth	US Racing(DEU) US Racing	20	30:30.144	3.269	137.0	15	1:23.402	150.1
5	9 M.Armstrong(ITA) ADAC Formel 4 powered by Abarth	(T) Prema Powerteam SRL(ITA) Prema Powerteam SRL	20	30:31.009	4.134	137.0	15	1:23.479	149.9
6	1 F.Drugovich(ITA) ADAC Formel 4 powered by Abarth	(T) Van Amersfoort Racing(NLD) Van Amersfoort Racing	20	30:33.470	6.595	136.9	13	1:23.210	150.4
7	2 F.Vesti(DNK) ADAC Formel 4 powered by Abarth	Van Amersfoort Racing(NLD) Van Amersfoort Racing	20	30:38.412	11.537	136.6	18	1:23.483	149.9
8	98 C.Piro(DEU) ADAC Formel 4 powered by Abarth	(T) Team Piro Sports Interdental(DEU) Team Piro Sports Interdental	20	30:40.184	13.309	136.5	12	1:23.816	149.3
9	5 L.Zendeli(DEU) ADAC Formel 4 powered by Abarth	(T) ADAC Berlin-Brandenburg e.V.(DEU) ADAC Berlin-Brandenburg e.V.	20	30:40.979	14.104	136.4	19	1:23.867	149.2
10	3 L.Gachot(GBR) ADAC Formel 4 powered by Abarth	Van Amersfoort Racing(NLD) Van Amersfoort Racing	20	30:42.117	15.242	136.4	15	1:23.820	149.3
11	99 C.Weerts(BEL) R ADAC Formel 4 powered by Abarth	Motopark(DEU) Motopark	20	30:47.292	20.417	136.0	13	1:24.028	149.0
12	79 D.Malukas(LTU) ADAC Formel 4 powered by Abarth	(T) Motopark(DEU) Motopark	20	30:47.873	20.998	136.1	18	1:23.988	149.0
13	81 M.Waldherr(DEU) ADAC Formel 4 powered by Abarth	(T) Neuhauser Racing Team(AUT) Neuhauser Racing Team	20	30:48.323	21.448	136.0	18	1:24.048	148.9
14	80 A.Estner(DEU) ADAC Formel 4 powered by Abarth	(T) Neuhauser Racing Team(AUT) Neuhauser Racing Team	20	30:48.646	21.771	135.8	13	1:23.675	149.6
15	7 O.Söderström(SWE) ADAC Formel 4 powered by Abarth	ADAC Berlin-Brandenburg e.V.(DEU) ADAC Berlin-Brandenburg e.V.	20	30:53.287	26.412	135.7	18	1:24.042	148.9
16	11 M.Wishofer(AUT) R ADAC Formel 4 powered by Abarth	(T) Lechner Racing(AUT) Lechner Racing	20	31:02.126	35.251	135.0	15	1:23.826	149.3
17	42 L.Hoogenboom(NLD) ADAC Formel 4 powered by Abarth	Motopark(DEU) Motopark	20	31:03.552	36.677	134.8	12	1:24.296	148.5
18	25 D.Ghattas(DEU) R ADAC Formel 4 powered by Abarth	(T) Team Piro Sports Interdental(DEU) Team Piro Sports Interdental	20	31:03.997	37.122	135.0	10	1:25.185	146.9
19	10 R.Wagner(DEU) R ADAC Formel 4 powered by Abarth	(T) Lechner Racing(AUT) Lechner Racing	20	31:15.760	48.885	134.6	14	1:24.794	147.6
20	6 T.Beckhäuser(CZE) R ADAC Formel 4 powered by Abarth	ADAC Berlin-Brandenburg e.V.(DEU) ADAC Berlin-Brandenburg e.V.	20	31:16.592	49.717	134.5	20	1:24.899	147.4
21	27 N.Nielsen(DNK) ADAC Formel 4 powered by Abarth	(T) US Racing(DEU) US Racing	19	31:04.069	1LAPS	127.4	12	1:23.612	149.7
Not classified									
68	J.Correa(ITA) ADAC Formel 4 powered by Abarth	Prema Powerteam SRL(ITA) Prema Powerteam SRL	15	24:16.217	5 LAP	128.9	14	1:23.635	149.7
4	S.Flörsch(DEU) ADAC Formel 4 powered by Abarth	(T) ADAC Berlin-Brandenburg e.V.(DEU) ADAC Berlin-Brandenburg e.V.	4	7:01.817	16 LAP	115.6			
26	L.Heinrich(DEU) R ADAC Formel 4 powered by Abarth	(T) Laurin Heinrich(DEU) Laurin Heinrich	4	7:13.392	16 LAP	113.0			
13	F.Scherer(CHE) ADAC Formel 4 powered by Abarth	US Racing(DEU) US Racing	1	1:36.142	19 LAP				



ADAC Formel 4

Result List Race 1

Provisional



Lausitzring, Length: 3478m
Air temperature: 19.13°C
Track temperature: 21.79°C
Weather condition: Dry

DMSB Reg. Nr.: 142/17

Saturday, May 20, 2017 11:30:00

started : 26 classified : 21 not classified : 5

Nr. Drivers	Team	Laps	Total Time	Gap	Kph	Lap	Time	Kph
Cl. Car	Competitor							
33 J.Aberdein(DEU)	(T) Motopark(DEU)	1	1:36.586	19 LAP				
ADAC Formel 4 powered by Abarth	Motopark							

Fastest lap of the race. Car 1 driver Felipe Drugovich on lap 13. Time 1:23.210, average speed 150.4 km/h.

result subject of decision of court appeal concerning car. no. 28, 27,13,18

T = nominated for the team classification

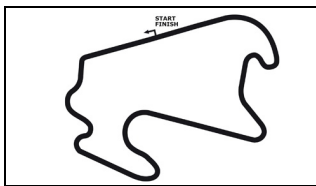
Subject to final scrutineering!		
Publication time:	Clerk of the Course: Horst Seidel	Timekeeper: Steffen Ruhl

ver: 1.0

www.adac.de/motorsport

Page 2/ 2 printed: 20.5.2017 12:08

CERTINA
S W I S S W A T C H E S



ADAC Formel 4

Sector List Race 1

Provisional



Lausitzring, Length: 3478m
Air temperature: 19.13°C
Track temperature: 21.79°C
Weather condition: Dry

DMSB Reg. Nr.: 142/17

Saturday, May 20, 2017 11:30:00

Lap	Time	SE1	SP1	SE2	SP2	SE3	SP3	TSP	Lap	Time	SE1	SP1	SE2	SP2	SE3	SP3	TSP
1 Drugovich, ITA									theoretical besttime: 1:23.152								
1	1:36.466	37.750	165	22.708	203	36.008	208	147	11	1:24.036	28.044	168	21.288	204	34.704	210	220
2	1:28.849	30.543	168	21.675	205	36.631	149	213	12	1:23.601	27.680	169	21.240	205	34.681	211	217
3	1:53.879	35.904	109	30.871	157	47.104	138	146	13	1:23.210	27.598	168	21.051	207	34.561	211	217
4	2:07.364	47.419	93	31.698	132	48.247	148	128	14	1:23.309	27.639	169	21.134	205	34.536	212	218
5	2:00.225	40.633	108	31.524	142	48.068	135	151	15	1:23.845	27.601	169	21.147	207	35.097	209	219
6	1:50.241	38.566	99	29.668	161	42.007	218	135	16	1:23.387	27.642	169	21.120	206	34.625	211	217
7	1:26.707	29.782	164	21.708	207	35.217	212	223	17	1:23.323	27.578	169	21.152	206	34.593	211	217
8	1:25.357	28.944	170	21.315	207	35.098	211	220	18	1:23.542	27.737	169	21.221	205	34.584	211	217
9	1:24.796	28.648	170	21.447	207	34.701	214	218	19	1:23.564	27.771	168	21.230	206	34.563	211	217
10	1:24.097	28.241	170	21.333	206	34.523	216	222	20	1:23.672	27.718	168	21.205	206	34.749	211	217

2 Vesti, DNK									theoretical besttime: 1:23.363								
1	1:37.149	38.327	166	22.896	200	35.926	211	149	11	1:24.360	28.247	168	21.420	207	34.693	214	220
2	1:29.633	30.263	168	21.649	205	37.721	154	214	12	1:23.801	27.839	169	21.420	207	34.542	216	222
3	1:53.937	35.357	125	30.666	156	47.914	163	167	13	1:24.008	28.194	169	21.288	207	34.526	215	223
4	2:06.722	46.649	100	31.726	141	48.347	149	148	14	1:24.091	28.176	170	21.278	207	34.637	214	223
5	2:00.380	40.560	106	31.336	141	48.484	137	149	15	1:24.100	27.866	170	21.264	207	34.970	209	222
6	1:49.722	38.209	99	29.517	166	41.996	210	151	16	1:24.863	28.680	168	21.456	203	34.727	210	215
7	1:26.732	29.248	166	22.319	206	35.165	213	217	17	1:23.712	27.791	169	21.275	205	34.646	210	216
8	1:25.132	28.645	170	21.579	207	34.908	211	221	18	1:23.483	27.573	169	21.313	204	34.597	210	217
9	1:24.822	28.770	168	21.377	208	34.675	214	219	19	1:23.663	27.684	168	21.304	205	34.675	209	216
10	1:24.248	28.211	170	21.375	207	34.662	214	220	20	1:23.854	27.827	168	21.299	205	34.728	210	217

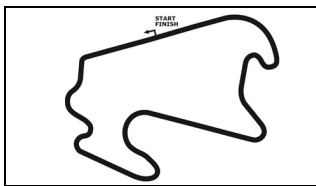
3 Gachot, GBR									theoretical besttime: 1:23.700								
1	1:39.198	40.314	164	22.595	205	36.289	208	159	11	1:25.302	28.914	167	21.533	205	34.855	209	220
2	1:30.412	29.669	167	22.259	205	38.484	178	215	12	1:24.483	28.087	167	21.527	203	34.869	208	217
3	1:54.604	35.463	92	31.612	111	47.529	140	151	13	1:24.059	27.878	168	21.401	204	34.780	208	215
4	2:05.995	46.045	82	31.594	109	48.356	165	153	14	1:23.990	27.902	168	21.401	204	34.687	209	215
5	2:00.413	40.368	90	31.059	126	48.986	144	167	15	1:23.820	27.762	168	21.367	204	34.691	210	216
6	1:47.932	37.789	93	29.353	157	40.790	210	157	16	1:24.553	28.209	168	21.442	204	34.902	208	216
7	1:26.423	29.014	168	22.068	206	35.341	210	217	17	1:23.957	27.869	168	21.319	205	34.769	209	216
8	1:26.091	29.393	168	21.807	206	34.891	210	217	18	1:23.949	27.809	168	21.307	205	34.833	209	215
9	1:24.549	28.107	169	21.698	207	34.744	213	217	19	1:23.912	27.892	168	21.354	205	34.666	210	215
10	1:24.651	28.040	169	21.867	205	34.744	213	220	20	1:23.824	27.727	168	21.385	204	34.712	209	216

4 Flörsch, DEU									theoretical besttime: 1:29.872								
1	1:37.120	38.468	166	22.721	197	35.931	206	153	3	1:53.924	35.559	118	30.552	152	47.813	160	152
2	1:30.071	31.220	158	22.443	200	36.408	145	210	4	2:00.702	46.777	95	31.805	134	42.120		156

5 Zendeli, DEU									theoretical besttime: 1:23.676								
1	1:38.029	39.351	166	22.415	204	36.263	211	163	11	1:24.624	28.552	169	21.377	207	34.695	211	215
2	1:30.692	30.493	167	22.312	201	37.887	165	217	12	1:23.949	27.820	168	21.412	206	34.717	211	218
3	1:54.745	35.549	97	30.918	120	48.278	145	143	13	1:24.026	28.028	168	21.272	206	34.726	209	218
4	2:05.659	45.786	82	31.939	117	47.934	169	149	14	1:24.003	28.056	168	21.200	205	34.747	210	216
5	2:00.192	40.146	87	31.559	120	48.487	158	148	15	1:24.437	27.781	169	21.278	205	35.378	213	216
6	1:48.777	38.015	110	29.799	160	40.963	210	154	16	1:25.769	29.358	168	21.607	206	34.804	211	218
7	1:25.947	28.939	167	21.889	205	35.119	213	214	17	1:24.142	27.932	169	21.435	206	34.775	212	218
8	1:25.004	28.304	168	21.542	205	35.158	207	220	18	1:24.010	27.816	168	21.340	206	34.854	212	219
9	1:24.637	28.436	168	21.348	206	34.853	210	213	19	1:23.867	27.822	169	21.270	206	34.775	212	218
10	1:24.195	28.095	169	21.264	205	34.836	209	216	20	1:24.275	27.873	169	21.365	205	35.037	210	218

6 Beckhäuser, CZE									theoretical besttime: 1:24.591								
1	1:49.026	47.194	160	23.696	196	38.136	208	174	11	1:27.402	29.016	165	21.997	202	36.389	209	213
2	1:31.034	30.440	163	22.808	199	37.786	202	209	12	1:26.361	28.690	165	21.837	202	35.834	207	216
3	1:53.536	32.374	112	32.868	109	48.294	103	205	13	1:26.423	28.683	165	21.891	201	35.849	207	213
4	2:05.081	44.009	88	33.809	128	47.263	155	119	14	1:26.862	28.754	165	22.170	201	35.938	206	213
5	2:03.392	39.849	121	29.902	114	53.641	144	124	15	1:26.408	28.446	167	22.078	201	35.884	206	213
6	1:42.129	34.824	107	29.779	153	37.526	209	162	16	1:26.596	29.512	166	21.677	203	35.407	208	211
7	1:29.138	30.023	164	22.922	200	36.193	208	215	17	1:25.185	28.341	167	21.573	203	35.271	208	214
8	1:27.819	29.096	162	22.489	200	36.234	207	214	18	1:25.332	28.406	166	21.395	204	35.531	208	214





ADAC Formel 4

Sector List Race 1

Provisional



Lausitzring, Length: 3478m
Air temperature: 19.13°C
Track temperature: 21.79°C
Weather condition: Dry

DMSB Reg. Nr.: 142/17

Saturday, May 20, 2017 11:30:00

Lap	Time	SE1	SP1	SE2	SP2	SE3	SP3	TSP	Lap	Time	SE1	SP1	SE2	SP2	SE3	SP3	TSP
9	1:27.793	29.377	163	22.399	201	36.017	207	214	19	1:25.088	28.170	166	21.602	202	35.316	208	215
10	1:27.088	29.041	164	22.103	200	35.944	206	213	20	1:24.899	28.348	166	21.525	203	35.026	210	215

7 Söderström, SWE

theoretical besttime: 1:23.949

1	1:40.205	40.578	165	23.202	203	36.425	215	171	11	1:25.245	28.253	168	21.977	207	35.015	214	216
2	1:34.235	30.115	166	22.439	203	41.681	144	222	12	1:24.695	28.147	168	21.550	204	34.998	212	220
3	1:54.227	33.563	81	32.027	108	48.637	126	168	13	1:30.991	28.461	168	25.936	132	36.594	210	217
4	2:05.164	44.615	68	31.592	131	48.957	148	147	14	1:24.617	28.186	168	21.487	205	34.944	210	215
5	2:02.327	39.589	102	31.257	108	51.481	154	149	15	1:24.142	27.791	169	21.560	203	34.791	210	217
6	1:44.199	35.591	116	29.722	164	38.886	212	175	16	1:24.138	27.902	169	21.495	204	34.741	210	217
7	1:25.925	28.643	168	22.075	205	35.207	216	218	17	1:24.537	28.151	169	21.530	205	34.856	209	216
8	1:25.690	28.976	168	21.772	205	34.942	214	221	18	1:24.042	27.826	168	21.417	206	34.799	210	216
9	1:25.250	28.248	167	21.721	205	35.281	210	220	19	1:24.163	27.940	168	21.430	205	34.793	209	216
10	1:25.235	28.702	168	21.582	204	34.951	210	216	20	1:24.260	27.879	169	21.459	203	34.922	209	215

9 Armstrong, ITA

theoretical besttime: 1:23.369

1	1:35.406	37.201	165	22.428	200	35.777	212	143	11	1:23.733	27.710	168	21.398	206	34.625	212	217
2	1:26.415	28.661	167	21.745	203	36.009	166	212	12	1:23.598	27.664	168	21.319	206	34.615	211	217
3	1:54.335	36.677	106	30.320	148	47.338	148	168	13	1:23.565	27.638	168	21.323	207	34.604	212	217
4	2:06.789	46.594	113	31.985	144	48.210	151	139	14	1:23.622	27.713	169	21.327	206	34.582	212	218
5	2:00.137	40.537	119	31.334	152	48.266	148	160	15	1:23.479	27.620	168	21.252	206	34.607	213	218
6	1:53.091	38.530	132	30.495	157	44.066	209	155	16	1:23.503	27.677	169	21.269	205	34.557	211	219
7	1:25.560	28.999	168	21.688	205	34.873	211	214	17	1:23.591	27.578	169	21.364	206	34.649	212	217
8	1:25.317	28.753	168	21.757	205	34.807	212	217	18	1:23.615	27.777	169	21.299	205	34.539	210	217
9	1:24.115	27.973	168	21.409	206	34.733	212	218	19	1:23.520	27.687	168	21.255	207	34.578	210	217
10	1:23.847	27.795	168	21.373	205	34.679	211	217	20	1:23.771	27.821	168	21.296	206	34.654	208	217

10 Wagner, DEU

theoretical besttime: 1:24.684

1	1:48.521	41.660	165	23.022	202	43.839	205	171	11	1:40.133	42.959	167	21.765	202	35.409	208	
2	1:29.446	29.488	164	22.185	201	37.773	171	211	12	1:25.285	28.381	166	21.708	203	35.196	209	214
3	1:54.459	33.345	95	32.696	102	48.418	105	163	13	1:24.971	28.324	166	21.530	204	35.117	210	214
4	2:05.159	43.982	85	33.896	129	47.281	122	137	14	1:24.794	28.065	166	21.548	204	35.181	210	215
5	2:03.038	38.443	122	31.312	107	53.283	155	128	15	1:25.646	28.139	169	21.990	205	35.517	210	217
6	1:42.761	34.647	120	29.829	152	38.285	211	146	16	1:25.444	28.629	167	21.533	204	35.282	208	213
7	1:26.639	29.053	168	22.062	205	35.524	211	219	17	1:25.083	28.432	165	21.502	204	35.149	208	214
8	1:25.703	28.531	168	21.713	205	35.459	212	217	18	1:25.245	28.432	167	21.608	205	35.205	209	214
9	1:25.089	28.396	167	21.535	205	35.158	209	217	19	1:25.348	28.406	167	21.743	203	35.199	208	214
10	1:27.787	28.402	167	21.655	205	37.730	215	215	20	1:25.209	28.291	167	21.657	203	35.261	209	214

11 Wishofer, AUT

theoretical besttime: 1:23.662

1	1:40.084	40.265	163	22.887	205	36.932	212	164	11	1:24.104	27.730	168	21.324	205	35.050	209	216
2	1:35.750	30.831	164	22.627	203	42.292	145	217	12	1:23.901	27.616	167	21.385	205	34.900	209	215
3	1:54.468	33.537	88	32.538	88	48.393	136	148	13	1:24.065	27.723	168	21.302	203	35.040	209	215
4	2:05.307	44.747	81	32.081	133	48.479	152	139	14	1:23.878	27.685	168	21.281	204	34.912	210	215
5	2:02.869	39.431	117	31.138	111	52.300	133	148	15	1:23.826	27.590	169	21.303	204	34.933	210	216
6	1:43.007	35.474	116	29.767	155	37.766	211	155	16	1:24.067	27.748	168	21.424	205	34.895	210	216
7	1:26.015	29.091	168	21.862	206	35.062	214	217	17	1:24.280	27.877	168	21.414	205	34.989	210	216
8	1:27.748	28.638	169	22.019	206	37.091	222	222	18	1:24.319	27.908	168	21.620	208	34.791	214	216
9	1:39.697	42.936	168	21.483	204	35.278	209		19	1:26.327	29.481	169	21.614	205	35.232	208	220
10	1:23.977	27.677	168	21.382	204	34.918	209	215	20	1:24.437	28.137	168	21.307	206	34.993	209	213

13 Scherer, CHE

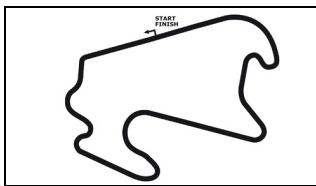
theoretical besttime:

1	1:36.142	37.450	167	22.240	205	36.452	210	135	2								215
---	----------	--------	------------	---------------	------------	---------------	------------	-----	---	--	--	--	--	--	--	--	------------

18 Hanses, DEU

theoretical besttime: 1:23.286

1	1:34.418	36.542	166	22.234	202	35.642	208	138	11	1:23.764	27.662	170	21.390	205	34.712	210	218
2	1:26.107	28.374	168	21.636	203	36.097	170	214	12	1:23.526	27.777	169	21.187	206	34.562	213	218
3	1:54.871	37.093	117	30.460	148	47.318	148	184	13	1:23.697	27.674	170	21.392	206	34.631	213	219
4	2:06.431	46.562	109	31.861	145	48.008	154	143	14	1:23.572	27.633	170	21.364	205	34.575	213	219
5	2:00.029	40.857	125	31.375	153	47.797	152	158	15	1:23.402	27.604	170	21.243	206	34.555	213	220
6	1:53.905	38.901	129	30.602	153	44.402	211	156	16	1:23.434	27.544	170	21.330	206	34.560	212	220



ADAC Formel 4

Sector List Race 1

Provisional



Lausitzring, Length: 3478m
Air temperature: 19.13°C
Track temperature: 21.79°C
Weather condition: Dry

DMSB Reg. Nr.: 142/17

Saturday, May 20, 2017 11:30:00

Lap	Time	SE1	SP1	SE2	SP2	SE3	SP3	TSP	Lap	Time	SE1	SP1	SE2	SP2	SE3	SP3	TSP
7	1:25.240	28.546	169	21.578	204	35.116	210	216	17	1:23.550	27.613	170	21.306	207	34.631	213	220
8	1:25.602	29.223	168	21.538	206	34.841	212	215	18	1:23.595	27.706	170	21.310	206	34.579	212	219
9	1:24.026	27.852	170	21.399	206	34.775	211	219	19	1:23.595	27.732	169	21.257	206	34.606	212	218
10	1:23.752	27.669	170	21.348	206	34.735	211	218	20	1:23.628	27.616	170	21.280	207	34.732	211	219

25 Ghattas, DEU

theoretical besttime: 1:24.891

1	1:42.204	43.407	162	22.598	198	36.199	209	172	11	1:25.349	28.397	166	21.656	202	35.296	209	215
2	1:34.684	29.624	165	22.670	200	42.390	150	214	12	1:25.532	28.352	166	21.629	202	35.551	208	215
3	1:54.726	33.646	102	32.506	101	48.574	114	155	13	1:26.104	28.388	166	21.596	202	36.120	210	214
4	2:04.561	44.212	90	32.758	130	47.591	145	137	14	1:25.401	28.341	167	21.780	201	35.280	209	217
5	2:02.981	39.331	117	31.215	105	52.435	130	157	15	1:25.193	28.079	167	21.677	202	35.437	209	216
6	1:43.999	35.533	110	29.887	151	38.579	207	149	16	1:25.344	28.203	166	21.741	201	35.400	207	214
7	1:26.269	28.807	166	21.756	201	35.706	208	214	17	1:26.197	28.571	167	22.107	203	35.519	209	214
8	1:26.175	28.604	167	21.900	201	35.671	208	214	18	1:26.085	28.484	166	21.925	203	35.676	210	216
9	1:26.150	29.060	167	21.670	203	35.420	210	214	19	1:26.342	29.371	167	21.718	204	35.253	208	216
10	1:25.185	28.306	166	21.559	203	35.320	208	216	20	1:25.516	28.430	167	21.668	203	35.418	210	214

26 Heinrich, DEU

theoretical besttime: 1:30.054

1	1:41.026	41.177	163	23.099	201	36.750	208	171	3	1:54.743	33.338	99	32.588	88	48.817	117	153
2	1:35.448	30.205	163	22.651	201	42.592	147	212	4	2:02.175	44.294	82	32.114	128	45.767		153

27 Nielsen, DNK

theoretical besttime: 1:23.405

1	1:35.281	36.856	164	22.409	201	36.016	205	132	11	1:23.841	27.827	168	21.395	203	34.619	210	215
2	1:28.320	29.370	166	21.908	201	37.042	178	210	12	1:23.612	27.721	167	21.277	205	34.614	210	217
3	1:53.559	36.091	105	30.505	134	46.963	145	184	13	1:23.948	27.902	168	21.522	205	34.524	211	218
4	2:07.227	47.051	119	32.170	159	48.006	169	135	14	1:23.723	27.717	168	21.354	205	34.652	211	218
5	1:59.948	40.454	115	31.314	144	48.180	146	127	15	1:29.287	27.669	169	21.212	205	40.406	202	216
6	1:52.493	38.353	116	30.602	157	43.538	208	152	16	1:42.758	31.419	162	26.551	186	44.788		209
7	1:26.630	29.712	164	21.935	201	34.983	209	214	17	2:53.028	1:53.614	166	22.754	198	36.660	206	
8	1:24.606	28.129	167	21.590	205	34.887	210	216	18	1:24.126	28.147	167	21.302	203	34.677	206	211
9	1:23.995	27.891	168	21.331	205	34.773	211	217	19	1:23.788	27.827	167	21.252	203	34.709	211	213
10	1:23.899	27.853	167	21.387	205	34.659	209	217									

28 Schramm, DEU

theoretical besttime: 1:23.205

1	1:31.547	34.692	165	21.754	202	35.101	206	129	11	1:23.728	27.709	167	21.361	203	34.658	206	213
2	1:26.220	28.225	167	21.578	203	36.417	167	211	12	1:23.585	27.732	167	21.197	203	34.656	207	213
3	1:56.351	38.564	115	30.256	154	47.531	160	170	13	1:23.625	27.724	166	21.208	203	34.693	206	212
4	2:06.398	46.203	119	31.928	139	48.267	148	143	14	1:23.513	27.579	167	21.193	202	34.741	208	213
5	2:00.040	41.050	120	31.082	139	47.908	170	172	15	1:23.346	27.448	167	21.187	203	34.711	207	213
6	1:54.312	39.093	134	30.464	173	44.755	206	166	16	1:23.362	27.600	168	21.131	203	34.631	207	213
7	1:24.634	28.162	166	21.488	203	34.984	206	211	17	1:23.693	27.704	167	21.221	203	34.768	207	212
8	1:23.978	27.850	168	21.337	203	34.791	207	212	18	1:23.586	27.694	168	21.230	203	34.662	207	213
9	1:23.762	27.757	168	21.258	204	34.747	207	213	19	1:23.637	27.666	168	21.345	204	34.626	207	212
10	1:23.775	27.656	167	21.288	202	34.831	207	213	20	1:23.783	27.603	168	21.252	203	34.928	204	213

33 Aberdein, DEU

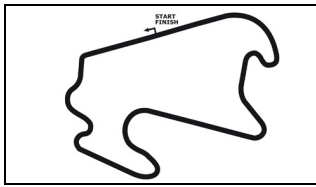
theoretical besttime:

1	1:36.586	38.006	165	22.655	207	35.925	214	153	2								219
---	----------	--------	------------	---------------	------------	---------------	------------	-----	---	--	--	--	--	--	--	--	------------

42 Hoogenboom, NLD

theoretical besttime: 1:24.013

1	1:39.999	40.695	168	22.667	205	36.637	209	176	11	1:26.652	29.942	167	21.724	205	34.986	213	220
2	1:33.410	29.981	165	22.092	203	41.337	149	216	12	1:24.296	28.003	169	21.418	205	34.875	212	221
3	1:54.360	33.974	94	31.805	110	48.581	134	150	13	1:24.335	28.004	168	21.369	206	34.962	212	220
4	2:05.059	44.590	73	31.539	117	48.930	136	153	14	1:24.488	28.068	168	21.534	204	34.886	211	218
5	2:02.030	39.710	113	31.202	101	51.118	167	140	15	1:25.043	28.073	168	21.514	205	35.456	211	218
6	1:44.395	36.014	112	29.470	164	38.911	218	185	16	1:25.209	28.272	167	21.703	205	35.234	210	217
7	1:26.001	28.578	169	22.047	207	35.376	214	224	17	1:35.866	38.346	166	22.136	202	35.384	209	217
8	1:25.066	28.758	169	21.555	205	34.753	212	221	18	1:25.457	28.516	168	21.681	204	35.260	210	216
9	1:24.738	28.302	170	21.795	207	34.641	216	218	19	1:26.569	29.249	168	21.691	203	35.629	211	215
10	1:24.801	28.307	166	21.728	203	34.766	212	225	20	1:25.778	28.740	168	21.723	205	35.315	210	216



ADAC Formel 4

Sector List Race 1

Provisional



Lausitzring, Length: 3478m
Air temperature: 19.13°C
Track temperature: 21.79°C
Weather condition: Dry

DMSB Reg. Nr.: 142/17

Saturday, May 20, 2017 11:30:00

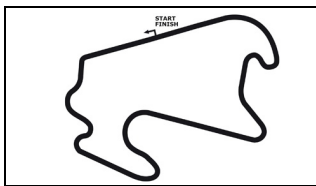
Lap	Time	SE1	SP1	SE2	SP2	SE3	SP3	TSP	Lap	Time	SE1	SP1	SE2	SP2	SE3	SP3	TSP
44 Vips, ITA									theoretical besttime: 1:23.159								
1	1:35.614	37.732	166	22.264	206	35.618	211	156	11	1:23.706	27.858	168	21.212	205	34.636	208	214
2	1:27.349	29.445	167	21.719	204	36.185	167	218	12	1:23.747	27.781	168	21.208	206	34.758	209	214
3	1:53.711	36.133	103	30.456	144	47.122	142	177	13	1:23.639	27.778	168	21.218	205	34.643	208	215
4	2:06.911	46.723	113	32.291	131	47.897	156	133	14	1:23.614	27.734	169	21.212	204	34.668	208	214
5	2:00.259	40.536	121	31.616	145	48.107	140	143	15	1:23.369	27.707	169	21.035	206	34.627	209	215
6	1:52.355	38.269	121	30.791	159	43.295	210	151	16	1:23.419	27.598	169	21.260	205	34.561	209	216
7	1:24.983	28.659	168	21.578	205	34.746	213	214	17	1:23.531	27.736	168	21.269	205	34.526	210	215
8	1:24.929	28.677	168	21.437	205	34.815	208	220	18	1:23.643	27.806	168	21.213	205	34.624	208	215
9	1:23.883	27.929	169	21.255	204	34.699	207	214	19	1:23.497	27.789	169	21.097	206	34.611	208	215
10	1:23.755	27.815	168	21.250	204	34.690	207	215	20	1:23.878	27.805	168	21.280	205	34.793	185	216

68 Correa, ITA									theoretical besttime: 1:23.533								
1	1:36.399	37.622	162	22.613	205	36.164	209	143	9	1:24.095	27.971	169	21.457	205	34.667	212	219
2	1:27.791	30.318	166	21.669	202	35.804	178	215	10	1:23.752	27.796	168	21.396	205	34.560	214	219
3	1:54.064	36.140	107	30.541	139	47.383	149	180	11	1:23.796	27.799	169	21.385	205	34.612	213	221
4	2:07.258	46.882	105	32.519	131	47.857	148	138	12	1:23.916	27.745	169	21.369	205	34.802	210	219
5	1:59.777	40.273	118	32.097	133	47.407	146	136	13	1:23.860	27.913	168	21.353	205	34.594	212	217
6	1:51.653	38.541	120	30.441	149	42.671	214	145	14	1:23.635	27.777	168	21.282	204	34.576	213	217
7	1:25.962	29.323	166	21.717	205	34.922	209	220	15	2:05.629	27.691	168	21.312	205	1:16.626		217
8	1:24.630	28.076	169	21.546	207	35.008	213	214									

79 Malukas, LTU									theoretical besttime: 1:23.834								
1	1:40.523	40.912	164	22.989	200	36.622	213	170	11	1:25.197	28.297	168	21.580	202	35.320	214	220
2	1:34.821	30.389	160	22.349	206	42.083	149	221	12	1:24.688	28.226	168	21.434	205	35.028	212	220
3	1:54.319	33.643	89	32.392	88	48.284	127	152	13	1:24.636	28.081	169	21.573	203	34.982	210	218
4	2:05.312	44.939	80	31.573	131	48.800	152	146	14	1:24.137	27.999	168	21.375	205	34.763	212	215
5	2:02.365	39.572	111	31.181	107	51.612	152	136	15	1:24.474	27.922	169	21.388	204	35.164	210	219
6	1:43.532	35.765	116	29.712	161	38.055	216	164	16	1:24.417	28.094	168	21.557	205	34.766	214	219
7	1:25.846	29.110	167	21.729	202	35.007	213	222	17	1:24.610	28.184	168	21.517	205	34.909	211	220
8	1:26.433	28.954	166	22.245	205	35.234	211	219	18	1:23.988	27.869	168	21.236	206	34.883	210	217
9	1:24.499	28.144	168	21.479	206	34.876	212	217	19	1:24.324	28.057	168	21.408	205	34.859	211	217
10	1:25.499	29.055	166	21.715	204	34.729	213	220	20	1:24.253	28.003	169	21.451	205	34.799	210	218

80 Estner, DEU									theoretical besttime: 1:23.614								
1	1:37.771	38.931	165	22.567	202	36.273	206	159	11	1:25.184	28.342	167	21.846	202	34.996	214	220
2	1:33.714	31.786	166	22.429	193	39.499	159	213	12	1:24.608	28.221	168	21.428	207	34.959	216	222
3	1:54.050	34.877	90	31.967	103	47.206	146	169	13	1:23.675	27.780	168	21.251	204	34.644	210	223
4	2:06.232	45.720	90	31.799	115	48.713	131	130	14	1:24.068	28.081	168	21.334	204	34.653	210	217
5	2:00.740	40.080	80	31.051	101	49.609	149	145	15	1:24.865	27.847	168	21.483	205	35.535	208	218
6	1:46.686	37.135	101	29.625	157	39.926	210	159	16	1:24.863	28.231	169	21.529	205	35.103	213	215
7	1:26.971	29.467	167	21.875	203	35.629	210	217	17	1:26.527	30.205	168	21.457	204	34.865	210	222
8	1:26.269	29.641	168	21.830	203	34.798	211	215	18	1:23.949	27.936	168	21.231	206	34.782	211	217
9	1:24.850	28.021	169	21.739	205	35.090	207	219	19	1:23.919	27.979	168	21.337	205	34.603	213	218
10	1:25.459	28.875	168	21.618	205	34.966	212	214	20	1:24.246	28.103	167	21.269	207	34.874	213	220

81 Waldherr, DEU									theoretical besttime: 1:23.848								
1	1:39.526	40.009	164	22.733	202	36.784	209	164	11	1:24.959	28.119	169	21.570	205	35.270	213	217
2	1:35.443	31.095	161	22.492	203	41.856	151	215	12	1:24.610	28.239	168	21.481	205	34.890	214	220
3	1:54.151	33.460	87	32.339	96	48.352	126	155	13	1:24.658	28.094	168	21.671	203	34.893	213	221
4	2:05.318	44.796	81	31.761	128	48.761	146	136	14	1:24.371	28.151	168	21.389	204	34.831	212	219
5	2:02.272	39.475	108	31.308	106	51.489	157	142	15	1:24.657	27.842	169	21.497	203	35.318	210	219
6	1:44.070	35.827	116	29.427	157	38.816	210	160	16	1:24.450	27.979	169	21.535	203	34.936	210	217
7	1:26.567	29.470	168	21.874	204	35.223	208	216	17	1:24.403	28.251	168	21.352	205	34.800	210	217
8	1:26.737	29.194	168	22.307	193	35.236	208	216	18	1:24.048	27.972	169	21.241	204	34.835	210	217
9	1:24.655	28.059	167	21.526	203	35.070	209	215	19	1:24.284	27.901	169	21.370	205	35.013	210	216
10	1:24.966	28.109	168	21.888	204	34.969	210	216	20	1:24.178	27.867	169	21.546	204	34.765	211	217



ADAC Formel 4

Sector List Race 1

Provisional



Lausitzring, Length: 3478m
Air temperature: 19.13°C
Track temperature: 21.79°C
Weather condition: Dry

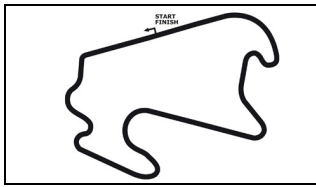
DMSB Reg. Nr.: 142/17

Saturday, May 20, 2017 11:30:00

Lap	Time	SE1	SP1	SE2	SP2	SE3	SP3	TSP	Lap	Time	SE1	SP1	SE2	SP2	SE3	SP3	TSP
83 Moreira-Laliberte, CHE									theoretical besttime: 1:23.292								
1	1:32.759	35.666	166	21.741	203	35.352	207	141	11	1:23.703	27.727	170	21.224	206	34.752	211	218
2	1:26.000	28.304	167	21.423	204	36.273	185	213	12	1:23.561	27.800	169	21.193	207	34.568	211	218
3	1:56.157	38.176	117	30.527	150	47.454	146	184	13	1:23.801	27.808	169	21.291	206	34.702	211	217
4	2:06.311	46.291	118	31.855	152	48.165	152	142	14	1:23.537	27.620	169	21.235	205	34.682	211	217
5	2:00.125	40.838	124	31.399	155	47.888	154	155	15	1:23.782	27.644	169	21.201	205	34.937	210	218
6	1:53.942	38.840	128	30.576	161	44.526	210	162	16	1:23.616	27.636	169	21.189	205	34.791	208	217
7	1:24.627	28.194	168	21.483	205	34.950	211	216	17	1:23.656	27.764	169	21.104	206	34.788	208	215
8	1:24.134	28.047	169	21.263	207	34.824	211	217	18	1:23.557	27.719	170	21.250	205	34.588	209	215
9	1:23.755	27.752	168	21.262	207	34.741	211	217	19	1:23.477	27.631	170	21.155	206	34.691	211	216
10	1:23.675	27.671	169	21.266	205	34.738	212	217	20	1:23.510	27.668	170	21.215	205	34.627	210	217

Lap	Time	SE1	SP1	SE2	SP2	SE3	SP3	TSP	Lap	Time	SE1	SP1	SE2	SP2	SE3	SP3	TSP
98 Piro, DEU									theoretical besttime: 1:23.574								
1	1:38.456	39.235	165	23.028	205	36.193	211	157	11	1:24.248	27.893	169	21.448	206	34.907	213	218
2	1:29.517	29.979	164	22.582	204	36.956	136	217	12	1:23.816	27.783	168	21.440	206	34.593	213	220
3	1:54.685	35.621	103	30.510	143	48.554	138	136	13	1:23.956	27.880	170	21.409	207	34.667	213	221
4	2:05.349	45.680	96	32.161	122	47.508	166	137	14	1:24.060	28.018	169	21.349	206	34.693	214	220
5	2:00.202	40.579	96	31.394	131	48.229	144	146	15	1:24.090	27.840	169	21.282	206	34.968	211	221
6	1:49.837	38.360	102	29.615	160	41.862	208	142	16	1:24.844	28.649	167	21.413	206	34.782	212	217
7	1:26.598	29.264	166	21.994	206	35.340	213	213	17	1:24.150	27.902	168	21.325	205	34.923	211	218
8	1:25.006	28.578	168	21.592	206	34.836	214	219	18	1:23.948	27.741	168	21.257	205	34.950	210	217
9	1:25.243	28.834	168	21.649	206	34.760	211	221	19	1:23.864	27.724	168	21.269	206	34.871	211	217
10	1:24.287	28.046	168	21.445	205	34.796	212	218	20	1:24.028	27.784	168	21.321	206	34.923	211	217

Lap	Time	SE1	SP1	SE2	SP2	SE3	SP3	TSP	Lap	Time	SE1	SP1	SE2	SP2	SE3	SP3	TSP
99 Weerts, BEL									theoretical besttime: 1:23.799								
1	1:38.598	39.553	164	22.496	205	36.549	213	167	11	1:26.638	29.687	161	22.138	204	34.813	212	220
2	1:31.701	30.669	166	22.143	203	38.889	173	220	12	1:24.310	27.901	167	21.499	203	34.910	211	218
3	1:54.542	35.183	93	31.561	103	47.798	139	155	13	1:24.028	27.788	167	21.487	206	34.753	212	217
4	2:06.121	45.877	83	31.630	105	48.614	152	156	14	1:25.452	29.050	169	21.528	205	34.874	211	218
5	2:00.251	40.000	94	31.062	119	49.189	156	167	15	1:24.188	27.813	168	21.428	206	34.947	213	218
6	1:47.622	37.587	92	29.399	157	40.636	212	159	16	1:25.138	28.418	169	21.730	205	34.990	213	221
7	1:27.088	29.470	168	21.780	206	35.838	209	220	17	1:24.328	28.004	168	21.424	204	34.900	209	219
8	1:25.635	28.768	168	21.778	206	35.089	210	215	18	1:24.197	27.912	168	21.313	205	34.972	209	214
9	1:24.789	27.964	168	21.674	206	35.151	211	217	19	1:24.202	27.898	168	21.339	203	34.965	208	213
10	1:24.314	27.733	169	21.739	205	34.842	214	218	20	1:24.150	27.883	168	21.378	205	34.889	208	214



ADAC Formel 4

Top speed list Race 1

Provisional



Lausitzring, Length: 3478m
Air temperature: 19.13°C
Track temperature: 21.79°C
Weather condition: Dry

DMSB Reg. Nr.: 142/17

Saturday, May 20, 2017 11:30:00

#	Name (NAT)	Team	Car name	Speed	Lap	Race time
42	Leonard Hoogenboom (NLD)	Motopark (DEU)	ADAC Formel 4 powered by Abarth	225.28	10	15:16.956
2	Frederik Vesti (DNK)	Van Amersfoort Racing (NLD)	ADAC Formel 4 powered by Abarth	223.87	13	19:28.539
1	Felipe Drugovich (ITA)	Van Amersfoort Racing (NLD)	ADAC Formel 4 powered by Abarth	223.40	7	10:58.916
80	Andreas Estner (DEU)	Neuhauser Racing Team (AUT)	ADAC Formel 4 powered by Abarth	223.40	13	19:34.434
79	David Malukas (LTU)	Motopark (DEU)	ADAC Formel 4 powered by Abarth	222.94	7	11:02.772
7	Oliver Söderström (SWE)	ADAC Berlin-Brandenburg e.V. (DEU)	ADAC Formel 4 powered by Abarth	222.48	2	1:42.111
11	Mick Wishofer (AUT)	Lechner Racing (AUT)	ADAC Formel 4 powered by Abarth	222.48	8	12:29.419
98	Cedric Piro (DEU)	Team Piro Sports Interdental (DEU)	ADAC Formel 4 powered by Abarth	221.56	9	13:51.571
68	Juan Manuel Correa (ITA)	Prema Powerteam SRL (ITA)	ADAC Formel 4 powered by Abarth	221.56	11	16:37.305
81	Michael Waldherr (DEU)	Neuhauser Racing Team (AUT)	ADAC Formel 4 powered by Abarth	221.56	13	19:35.194
99	Charles Weerts (BEL)	Motopark (DEU)	ADAC Formel 4 powered by Abarth	221.56	16	23:47.209
44	Juri Vips (ITA)	Prema Powerteam SRL (ITA)	ADAC Formel 4 powered by Abarth	220.65	8	12:23.108
3	Louis Gachot (GBR)	Van Amersfoort Racing (NLD)	ADAC Formel 4 powered by Abarth	220.65	11	16:42.195
18	Julian Hanses (DEU)	US Racing (DEU)	ADAC Formel 4 powered by Abarth	220.65	15	22:10.867
5	Lirim Zendeli (DEU)	ADAC Berlin-Brandenburg e.V. (DEU)	ADAC Formel 4 powered by Abarth	220.20	8	12:25.970
33	Jonathan Aberdein (DEU)	Motopark (DEU)	ADAC Formel 4 powered by Abarth	219.30	2	1:38.510
10	Richard Wagner (DEU)	Lechner Racing (AUT)	ADAC Formel 4 powered by Abarth	219.30	7	11:05.324
9	Marcus Armstrong (ITA)	Prema Powerteam SRL (ITA)	ADAC Formel 4 powered by Abarth	219.30	16	23:34.949
83	Kami Moreira-Laliberte (CHE)	Van Amersfoort Racing (NLD)	ADAC Formel 4 powered by Abarth	218.85	11	16:33.427
27	Nicklas Nielsen (DNK)	US Racing (DEU)	ADAC Formel 4 powered by Abarth	218.85	13	19:25.355
25	Dou Reid Ghattas (DEU)	Team Piro Sports Interdental (DEU)	ADAC Formel 4 powered by Abarth	217.09	14	21:05.876
6	Tom Beckhäuser (CZE)	ADAC Berlin-Brandenburg e.V. (DEU)	ADAC Formel 4 powered by Abarth	216.65	12	18:25.402
13	Fabio Scherer (CHE)	US Racing (DEU)	ADAC Formel 4 powered by Abarth	215.35	2	1:38.099
28	Kim Luis Schramm (DEU)	US Racing (DEU)	ADAC Formel 4 powered by Abarth	213.63	15	22:07.456
26	Laurin Heinrich (DEU)	Laurin Heinrich (DEU)	ADAC Formel 4 powered by Abarth	212.37	2	1:43.009
4	Sophia Flörsch (DEU)	ADAC Berlin-Brandenburg e.V. (DEU)	ADAC Formel 4 powered by Abarth	210.29	2	1:39.132