

ADAC Formel 4

Result List Race 3

Provisional



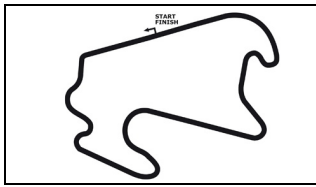
Lausitzring, Length: 3478m
Air temperature: 24.92°C
Track temperature: 31.89°C
Weather condition: Dry

DMSB Reg. Nr.: 142/17

Sunday, May 21, 2017 16:55:00

started : 26 classified : 20 not classified : 6

Nr.	Drivers	Team	Laps	Total Time	Gap	Kph	Lap	Time	Kph
Cl.	Car	Competitor							
1	1 F. Drugovich(ITA) ADAC Formel 4 powered by Abarth	(T) Van Amersfoort Racing(NLD) Van Amersfoort Racing	21	31:15.889		141.0	13	1:23.819	149.3
2	2 F. Vesti(DNK) ADAC Formel 4 powered by Abarth	Van Amersfoort Racing(NLD) Van Amersfoort Racing	21	31:17.072	1.183	140.7	16	1:23.595	149.7
3	28 K. Schramm(DEU) ADAC Formel 4 powered by Abarth	(T) US Racing(DEU) US Racing	21	31:20.449	4.560	140.7	11	1:23.681	149.6
4	3 L. Gachot(GBR) ADAC Formel 4 powered by Abarth	Van Amersfoort Racing(NLD) Van Amersfoort Racing	21	31:25.733	9.844	140.0	12	1:24.073	148.9
5	18 J. Hanses(DEU) ADAC Formel 4 powered by Abarth	US Racing(DEU) US Racing	21	31:29.658	13.769	140.1	17	1:23.710	149.5
6	80 A. Estner(DEU) ADAC Formel 4 powered by Abarth	(T) Neuhauser Racing Team(AUT) Neuhauser Racing Team	21	31:33.242	17.353	140.0	18	1:24.246	148.6
7	81 M. Waldherr(DEU) ADAC Formel 4 powered by Abarth	(T) Neuhauser Racing Team(AUT) Neuhauser Racing Team	21	31:38.730	22.841	139.4	8	1:24.752	147.7
8	4 S. Flörsch(DEU) ADAC Formel 4 powered by Abarth	(T) ADAC Berlin-Brandenburg e.V.(DEU) ADAC Berlin-Brandenburg e.V.	21	31:39.059	23.170	140.0	9	1:24.269	148.5
9	42 L. Hoogenboom(NLD) ADAC Formel 4 powered by Abarth	Motopark(DEU) Motopark	21	31:41.359	25.470	139.7	9	1:24.489	148.1
10	27 N. Nielsen(DNK) ADAC Formel 4 powered by Abarth	(T) US Racing(DEU) US Racing	21	31:41.569	25.680	140.0	8	1:24.106	148.8
11	68 J. Correa(ITA) ADAC Formel 4 powered by Abarth	Prema Powerteam SRL(ITA) Prema Powerteam SRL	21	31:42.440	26.551	142.4	9	1:24.312	148.5
12	79 D. Malukas(LTU) ADAC Formel 4 powered by Abarth	(T) Motopark(DEU) Motopark	21	31:43.310	27.421	139.3	10	1:24.407	148.3
13	13 F. Scherer(CHE) ADAC Formel 4 powered by Abarth	US Racing(DEU) US Racing	21	31:43.367	27.478	139.8	6	1:24.141	148.8
14	7 O. Söderström(SWE) ADAC Formel 4 powered by Abarth	ADAC Berlin-Brandenburg e.V.(DEU) ADAC Berlin-Brandenburg e.V.	21	31:43.940	28.051	139.2	13	1:24.533	148.1
15	9 M. Armstrong(ITA) ADAC Formel 4 powered by Abarth	(T) Prema Powerteam SRL(ITA) Prema Powerteam SRL	21	31:44.119	28.230	140.2	11	1:24.294	148.5
16	25 D. Ghattas(DEU) R ADAC Formel 4 powered by Abarth	(T) Team Piro Sports Interdental(DEU) Team Piro Sports Interdental	21	31:51.182	35.293	138.7	13	1:25.061	147.1
17	99 C. Weerts(BEL) R ADAC Formel 4 powered by Abarth	Motopark(DEU) Motopark	21	31:51.709	35.820	138.9	13	1:24.879	147.5
18	26 L. Heinrich(DEU) R ADAC Formel 4 powered by Abarth	(T) Laurin Heinrich(DEU) Laurin Heinrich	21	32:03.026	47.137	138.4	7	1:25.934	145.7
19	6 T. Beckhäuser(CZE) R ADAC Formel 4 powered by Abarth	ADAC Berlin-Brandenburg e.V.(DEU) ADAC Berlin-Brandenburg e.V.	21	32:03.310	47.421	138.5	8	1:25.584	146.2
20	98 C. Piro(DEU) ADAC Formel 4 powered by Abarth	(T) Team Piro Sports Interdental(DEU) Team Piro Sports Interdental	20	31:53.100	1LAPS	132.2	10	1:24.384	148.3
Not classified									
5	L. Zendeli(DEU) ADAC Formel 4 powered by Abarth	(T) ADAC Berlin-Brandenburg e.V.(DEU) ADAC Berlin-Brandenburg e.V.	6	10:19.431	15 LAP	120.8	4	1:26.076	145.4
33	J. Aberdein(DEU) ADAC Formel 4 powered by Abarth	(T) Motopark(DEU) Motopark	5	9:39.319	16 LAP	107.3	4	1:26.660	144.4
11	M. Wishofer(AUT) R ADAC Formel 4 powered by Abarth	(T) Lechner Racing(AUT) Lechner Racing	4	7:31.017	17 LAP	110.3	4	1:26.288	145.1
83	K. Moreira-Laliberte(CHE) ADAC Formel 4 powered by Abarth	(T) Van Amersfoort Racing(NLD) Van Amersfoort Racing	1	1:57.029	20 LAP				
44	J. Vips(ITA) ADAC Formel 4 powered by Abarth	(T) Prema Powerteam SRL(ITA) Prema Powerteam SRL							



ADAC Formel 4

Result List Race 3

Provisional

DMSB Reg. Nr.: 142/17

Sunday, May 21, 2017 16:55:00



Lausitzring, Length: 3478m
Air temperature: 24.92°C
Track temperature: 31.89°C
Weather condition: Dry

started : 26 classified : 20 not classified : 6

Nr. Drivers	Team	Laps	Total Time	Gap	Kph	Lap	Time	Kph
Cl. Car	Competitor							
10 R.Wagner(DEU)	(T) Lechner Racing(AUT)							
R ADAC Formel 4 powered by Abarth	Lechner Racing							

Fastest lap of the race. Car 2 driver Frederik Vesti on lap 16. Time 1:23.595, average speed 149.7 km/h.

result subject of decision of court appeal concerning car. no. 28, 27,13,18

T = nominated for the team classification

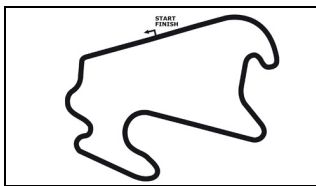
Subject to final scrutineering!		
Publication time:	Clerk of the Course: Horst Seidel	Timekeeper: Steffen Ruhl

ver: 1.0

www.adac.de/motorsport

Page 2/ 2 printed: 21.5.2017 17:27

CERTINA
S W I S S W A T C H E S



ADAC Formel 4

Sector List Race 3

Provisional



Lausitzring, Length: 3478m
Air temperature: 24.92°C
Track temperature: 31.89°C
Weather condition: Dry

DMSB Reg. Nr.: 142/17

Sunday, May 21, 2017 16:55:00

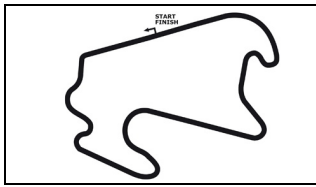
Lap	Time	SE1	SP1	SE2	SP2	SE3	SP3	TSP	Lap	Time	SE1	SP1	SE2	SP2	SE3	SP3	TSP
1 Drugovich, ITA									theoretical besttime: 1:23.671								
1	1:40.134	36.137	166	22.084	186	41.913	159	140	12	1:24.001	27.851	167	21.464	201	34.686	211	219
2	2:16.948	46.222	78	37.230	113	53.496	124	155	13	1:23.819	27.816	168	21.315 203	34.688	211	218	
3	2:03.469	46.128	97	33.213	147	44.128	210	125	14	1:23.960	27.780	168	21.475	203	34.705	211	217
4	1:25.416	28.343	168	21.826	206	35.247	214	217	15	1:23.868	27.759	167	21.410	202	34.699	210	217
5	1:24.779	28.176	168	21.653	204	34.950	213	221	16	1:24.080	27.889	167	21.467	202	34.724	210	217
6	1:24.545	27.982	168	21.529	203	35.034	215	219	17	1:23.822	27.702 168	21.374	202	34.746	212	217	
7	1:24.468	28.084	167	21.564	201	34.820	210	222	18	1:23.914	27.862	169	21.358	202	34.694	211	218
8	1:24.137	27.942	167	21.414	202	34.781	211	218	19	1:24.071	27.830	169	21.356	202	34.885	211	218
9	1:24.068	27.877	167	21.493	202	34.698	211	218	20	1:24.067	27.932	169	21.341	203	34.794	211	217
10	1:24.111	27.914	167	21.481	202	34.716	212	218	21	1:24.135	27.920	168	21.396	203	34.819	185	217
11	1:24.077	27.937	166	21.486	201	34.654	211	219									

2 Vesti, DNK									theoretical besttime: 1:23.566								
1	1:38.381	35.725	166	22.138	200	40.518	169	137	12	1:24.003	27.745	166	21.554	201	34.704	212	220
2	2:17.545	46.687	78	36.919	125	53.939	126	168	13	1:23.882	27.843	166	21.378	202	34.661	212	219
3	2:04.238	45.630	126	33.734	123	44.874	209	118	14	1:23.753	27.664	167	21.364	203	34.725	213	219
4	1:25.554	28.429	168	22.026	203	35.099	211	216	15	1:23.949	27.871	166	21.460	203	34.618 212	220	
5	1:25.382	28.253	166	21.747	202	35.382	214	218	16	1:23.595	27.626 167	21.322 204	34.647	213	219		
6	1:24.585	28.146	167	21.615	204	34.824	215	222	17	1:24.084	27.842	168	21.484	203	34.758	213	220
7	1:25.048	28.385	168	21.661	203	35.002	216	222	18	1:23.907	27.839	168	21.380	202	34.688	213	220
8	1:24.603	28.059	168	21.522	205	35.022	216	223	19	1:24.029	27.799	168	21.390	202	34.840	213	220
9	1:24.210	27.994	167	21.459	202	34.757	213	224	20	1:23.954	27.875	168	21.348	204	34.731	212	219
10	1:24.237	28.005	163	21.539	201	34.693	213	220	21	1:24.126	27.816	168	21.519	203	34.791	210	219
11	1:24.007	27.941	167	21.391	201	34.675	213	220									

3 Gachot, GBR									theoretical besttime: 1:23.967								
1	1:37.263	35.013	164	21.937	200	40.313	171	129	12	1:24.073	27.848	166	21.515 200	34.710 210	218		
2	2:18.194	46.643	89	37.439	132	54.112	126	181	13	1:24.611	27.852	167	21.552	200	35.207	210	217
3	2:04.345	45.075	118	34.378	111	44.892	206	122	14	1:25.503	28.913	167	21.664	201	34.926	210	216
4	1:25.560	28.602	165	21.888	201	35.070	208	213	15	1:24.300	27.817	167	21.597	201	34.886	209	217
5	1:24.903	28.231	165	21.671	200	35.001	208	213	16	1:24.508	27.991	167	21.580	201	34.937	210	216
6	1:24.865	28.215	166	21.594	200	35.056	209	215	17	1:24.524	28.061	166	21.518	200	34.945	209	212
7	1:25.380	28.727	167	21.650	201	35.003	211	216	18	1:24.381	27.907	168	21.553	200	34.921	210	216
8	1:24.675	28.004	166	21.703	201	34.968	211	218	19	1:24.669	27.742 167	21.784	195	35.143	209	217	
9	1:25.224	28.604	167	21.576	202	35.044	211	217	20	1:25.366	28.613	166	21.737	200	35.016	209	216
10	1:24.418	27.983	166	21.631	201	34.804	212	218	21	1:24.680	28.131	166	21.614	201	34.935	208	215
11	1:24.291	28.021	166	21.548	200	34.722	211	219									

4 Flörsch, DEU									theoretical besttime: 1:24.104								
1	1:51.605	40.136	160	23.548	156	47.921	126	175	12	1:25.313	28.694	167	21.848	201	34.771	214	224
2	2:14.807	45.942	68	33.623	109	55.242	123	145	13	1:25.115	28.436	167	21.868	204	34.811	216	220
3	1:58.423	44.345	107	32.859	131	41.219	207	142	14	1:24.980	28.609	168	21.624	204	34.747	216	224
4	1:27.016	30.037	166	21.835	202	35.144	213	211	15	1:25.176	28.707	167	21.702	201	34.767	214	223
5	1:25.835	28.357	167	22.400	191	35.078	213	219	16	1:25.023	28.506	167	21.685	203	34.832	213	222
6	1:24.564	28.134	167	21.558	201	34.872	210	218	17	1:25.057	28.260	168	21.810	201	34.987	215	222
7	1:25.152	28.141	167	21.872	200	35.139	215	217	18	1:24.992	28.436	168	21.763	202	34.793	215	222
8	1:25.306	28.767	167	21.890	203	34.649	212	222	19	1:24.773	28.323	169	21.652	203	34.798	215	222
9	1:24.269	28.028	166	21.427	202	34.814	213	219	20	1:25.222	28.474	168	21.686	204	35.062	213	222
10	1:25.404	28.227	166	22.347	201	34.830	216	220	21	1:25.518	28.414	167	22.112	201	34.992	209	222
11	1:25.509	28.876	167	21.702	203	34.931	215	225									

5 Zendeli, DEU									theoretical besttime: 1:25.494								
1	1:41.249	35.929	163	22.544	189	42.776	151	132	5	1:26.119	28.689	166	21.971	200	35.459 210	214	
2	2:16.426	45.894	83	36.970	111	53.562	128	154	6	1:26.227	28.140 167	22.243	200	35.844	210	217	
3	2:03.334	46.005	97	33.595	141	43.734	208	124	7		28.704	165					217
4	1:26.076	28.529	167	21.895 202	35.652	208	216										



ADAC Formel 4

Sector List Race 3

Provisional



Lausitzring, Length: 3478m
Air temperature: 24.92°C
Track temperature: 31.89°C
Weather condition: Dry

DMSB Reg. Nr.: 142/17

Sunday, May 21, 2017 16:55:00

Lap	Time	SE1	SP1	SE2	SP2	SE3	SP3	TSP	Lap	Time	SE1	SP1	SE2	SP2	SE3	SP3	TSP
6 Beckhäuser, CZE									theoretical besttime: 1:25.454								
1	1:55.431	42.101	133	24.956	193	48.374	122	160	12	1:26.025	28.449	165	22.170	197	35.406	211	218
2	2:14.778	47.430	73	32.595	122	54.753	116	132	13	1:26.088	28.565	166	22.072	198	35.451	210	217
3	1:55.789	44.799	120	32.746	129	38.244	210	152	14	1:25.672	28.419	166	22.036	199	35.217	210	217
4	1:29.603	30.463	165	23.200	199	35.940	210	218	15	1:27.552	29.836	165	22.282	199	35.434	212	217
5	1:27.154	28.697	165	22.816	191	35.641	210	216	16	1:26.518	28.937	167	22.225	200	35.356	213	219
6	1:26.874	29.050	165	22.150	197	35.674	209	217	17	1:26.552	29.073	167	22.076	201	35.403	212	217
7	1:25.708	28.581	164	21.907	200	35.220	211	215	18	1:26.275	28.845	167	22.044	197	35.386	212	220
8	1:25.584	28.356	165	21.881	198	35.347	211	217	19	1:26.447	28.862	166	22.105	201	35.480	212	218
9	1:26.130	28.571	166	22.109	200	35.450	212	219	20	1:27.017	28.872	166	22.429	200	35.716	212	219
10	1:26.242	28.411	165	22.322	200	35.509	211	220	21	1:26.014	28.633	167	22.116	199	35.265	210	218
11	1:25.857	28.613	164	21.919	197	35.325	212	219									

Lap	Time	SE1	SP1	SE2	SP2	SE3	SP3	TSP	Lap	Time	SE1	SP1	SE2	SP2	SE3	SP3	TSP
7 Söderström, SWE									theoretical besttime: 1:24.429								
1	1:45.859	38.374	161	23.896	184	43.589		163	12	1:24.784	28.064	167	21.723	201	34.997	210	224
2	2:26.953	1:13.655	126	24.130	138	49.168	144		13	1:24.533	27.983	167	21.651	202	34.899	212	217
3	1:54.769	44.704	109	33.288	121	36.777	210	122	14	1:24.660	28.044	167	21.720	203	34.896	212	219
4	1:26.733	28.889	165	22.312	202	35.532	214	217	15	1:24.733	28.099	167	21.763	203	34.871	213	219
5	1:26.116	28.762	167	22.180	200	35.174	214	221	16	1:25.486	28.323	168	22.227	202	34.936	212	221
6	1:25.395	28.413	168	21.975	202	35.007	216	221	17	1:24.930	28.254	168	21.800	203	34.876	214	220
7	1:25.858	28.365	164	22.352	200	35.141	217	222	18	1:24.862	28.122	169	21.945	202	34.795	217	221
8	1:26.923	29.988	167	22.028	201	34.907	215	225	19	1:24.896	28.193	169	21.771	202	34.932	212	225
9	1:25.257	28.486	166	21.866	201	34.905	213	224	20	1:25.449	28.543	168	21.898	204	35.008	217	219
10	1:24.618	28.100	166	21.675	202	34.843	215	220	21	1:26.045	28.807	169	21.838	205	35.400	213	224
11	1:25.081	28.133	167	21.804	203	35.144	218	222									

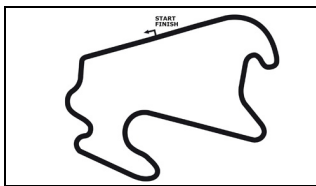
Lap	Time	SE1	SP1	SE2	SP2	SE3	SP3	TSP	Lap	Time	SE1	SP1	SE2	SP2	SE3	SP3	TSP
9 Armstrong, ITA									theoretical besttime: 1:24.123								
1	1:58.210	41.661	145	26.152	152	50.397		143	12	1:24.343	27.878	166	21.623	201	34.842	213	217
2	2:19.759	1:19.285	140	23.268	195	37.206	166		13	1:24.475	27.935	168	21.514	207	35.026	211	220
3	1:50.241	41.055	93	32.283	123	36.903	210	170	14	1:25.696	28.895	169	21.881	205	34.920	216	219
4	1:26.471	28.590	167	22.520	199	35.361	213	217	15	1:24.948	28.475	167	21.742	203	34.731	215	221
5	1:26.454	28.626	167	22.510	190	35.318	210	219	16	1:25.667	28.804	167	22.057	202	34.806	214	223
6	1:25.120	28.055	168	21.886	203	35.179	214	217	17	1:24.802	28.452	168	21.580	204	34.770	216	222
7	1:25.655	28.137	167	22.238	201	35.280	216	222	18	1:25.358	28.531	169	21.575	203	35.252	214	222
8	1:26.404	29.329	165	21.961	200	35.114	209	224	19	1:24.581	28.007	169	21.607	206	34.967	214	222
9	1:24.738	28.190	166	21.742	200	34.806	210	217	20	1:25.780	28.754	169	21.683	200	35.343	216	222
10	1:24.679	27.923	166	21.654	203	35.102	216	218	21	1:26.444	28.660	169	21.827	205	35.957	210	221
11	1:24.294	27.978	166	21.554	200	34.762	212	220									

Lap	Time	SE1	SP1	SE2	SP2	SE3	SP3	TSP									
10 Wagner, DEU									theoretical besttime:								
1	3:20.531		17					167									

Lap	Time	SE1	SP1	SE2	SP2	SE3	SP3	TSP	Lap	Time	SE1	SP1	SE2	SP2	SE3	SP3	TSP
11 Wishofer, AUT									theoretical besttime: 1:25.284								
1	1:50.642	39.029	165	24.343	143	47.270	130	164	4	1:26.288	29.099	166	21.976	202	35.213	214	211
2	2:14.335	45.887	88	34.056	114	54.392	132	151	5		28.095	166	44.663	58			222
3	1:59.752	44.847	116	33.323	131	41.582	205	144									

Lap	Time	SE1	SP1	SE2	SP2	SE3	SP3	TSP	Lap	Time	SE1	SP1	SE2	SP2	SE3	SP3	TSP
13 Scherer, CHE									theoretical besttime: 1:23.730								
1	1:52.174	40.574	157	23.516	141	48.084	111	177	12	1:26.072	29.109	167	22.063	200	34.900	213	215
2	2:14.810	45.994	71	33.603	115	55.213	127	151	13	1:25.821	28.195	164	22.430	205	35.196	213	220
3	1:57.851	44.264	137	33.153	136	40.434	204	130	14	1:26.111	29.614	167	21.745	205	34.752	215	221
4	1:27.991	30.373	164	21.991	204	35.627	216	210	15	1:24.466	27.945	168	21.915	202	34.606	211	222
5	1:25.751	28.450	167	21.749	202	35.552	216	222	16	1:26.315	29.533	167	21.821	203	34.961	210	215
6	1:24.141	27.950	167	21.605	202	34.586	213	222	17	1:24.856	28.429	168	21.288	204	35.139	215	218
7	1:24.797	27.940	167	21.889	202	34.968	218	219	18	1:24.911	28.552	168	21.421	203	34.938	212	219
8	1:25.754	28.882	168	21.867	204	35.005	207	219	19	1:24.773	28.239	168	21.566	204	34.968	211	219
9	1:24.637	28.365	166	21.545	201	34.727	214	213	20	1:25.647	29.031	168	21.665	205	34.951	213	217
10	1:24.738	27.856	167	21.976	205	34.906	216	218	21	1:26.707	28.885	168	22.605	197	35.217	214	212
11	1:25.044	28.211	167	21.922	201	34.911	213	224									





ADAC Formel 4

Sector List Race 3

Provisional



Lausitzring, Length: 3478m
Air temperature: 24.92°C
Track temperature: 31.89°C
Weather condition: Dry

DMSB Reg. Nr.: 142/17

Sunday, May 21, 2017 16:55:00

Lap	Time	SE1	SP1	SE2	SP2	SE3	SP3	TSP	Lap	Time	SE1	SP1	SE2	SP2	SE3	SP3	TSP
18 Hanses, DEU									theoretical besttime: 1:23.668								
1	1:42.323	37.697	162	22.509	183	42.117	165	144	12	1:25.170	28.560	168	21.811	201	34.799	215	223
2	2:16.260	46.676	105	36.140	107	53.444	126	159	13	1:25.615	29.171	167	21.525	201	34.919	211	221
3	2:03.018	46.263	98	33.297	147	43.458	211	122	14	1:24.250	27.887	168	21.529	202	34.834	211	217
4	1:25.989	28.656	168	21.956	202	35.377	210	220	15	1:24.238	27.864	167	21.558	201	34.816	211	218
5	1:26.379	29.109	168	21.988	202	35.282	215	217	16	1:24.001	27.777	167	21.486	201	34.738	212	218
6	1:26.048	28.731	168	22.066	203	35.251	216	221	17	1:23.710	27.640	168	21.438	201	34.632	212	218
7	1:25.721	28.832	166	22.009	200	34.880	214	225	18	1:23.905	27.764	169	21.482	201	34.659	212	218
8	1:24.471	28.019	167	21.611	202	34.841	215	222	19	1:24.205	27.744	168	21.418	201	35.043	212	218
9	1:25.028	28.655	167	21.627	203	34.746	215	222	20	1:24.322	28.023	168	21.519	203	34.780	212	217
10	1:25.871	29.293	166	21.713	203	34.865	216	223	21	1:23.888	27.836	168	21.396	203	34.656	211	217
11	1:25.246	28.670	167	21.819	202	34.757	216	224									

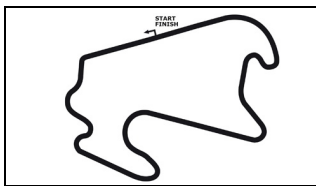
Lap	Time	SE1	SP1	SE2	SP2	SE3	SP3	TSP	Lap	Time	SE1	SP1	SE2	SP2	SE3	SP3	TSP
25 Ghattas, DEU									theoretical besttime: 1:25.009								
1	1:46.258	39.425	165	22.716	196	44.117	158	164	12	1:25.720	28.625	165	21.859	198	35.236	210	217
2	2:15.091	46.465	96	35.827	92	52.799	134	122	13	1:25.061	28.185	165	21.705	199	35.171	210	217
3	2:02.605	46.428	96	33.375	141	42.802	204	126	14	1:25.579	28.319	165	21.873	199	35.387	209	217
4	1:26.889	29.272	165	22.080	198	35.537	206	211	15	1:25.499	28.420	165	21.794	198	35.285	208	217
5	1:26.809	28.759	165	22.427	197	35.623	207	213	16	1:25.594	28.530	165	21.796	198	35.268	208	215
6	1:26.303	28.747	165	22.206	200	35.350	209	214	17	1:25.998	28.367	165	22.042	197	35.589	208	215
7	1:26.810	29.170	165	22.345	199	35.295	210	217	18	1:26.637	28.769	166	22.080	197	35.788	208	214
8	1:25.276	28.328	165	21.758	198	35.190	209	218	19	1:25.697	28.573	166	21.653	199	35.471	208	214
9	1:25.654	28.591	166	21.865	200	35.198	211	217	20	1:26.147	28.672	165	21.834	200	35.641	208	215
10	1:25.994	28.752	164	21.858	197	35.384	210	217	21	1:25.799	28.769	165	21.703	199	35.327	208	215
11	1:25.762	28.573	165	21.894	198	35.295	210	215									

Lap	Time	SE1	SP1	SE2	SP2	SE3	SP3	TSP	Lap	Time	SE1	SP1	SE2	SP2	SE3	SP3	TSP
26 Heinrich, DEU									theoretical besttime: 1:25.767								
1	1:54.862	41.126	159	24.165	127	49.571	128	168	12	1:26.116	28.490	162	22.100	199	35.526	208	219
2	2:14.262	47.130	79	32.626	124	54.506	127	143	13	1:26.009	28.512	164	22.067	198	35.430	210	215
3	1:56.484	45.061	116	32.782	124	38.641	213	144	14	1:26.126	28.579	164	21.935	201	35.612	209	214
4	1:28.412	30.471	164	22.419	200	35.522	211	218	15	1:27.481	29.611	164	22.115	199	35.755	208	216
5	1:27.677	28.882	163	22.963	197	35.832	211	218	16	1:26.597	28.905	165	22.001	200	35.691	208	216
6	1:26.282	28.627	164	22.101	199	35.554	210	219	17	1:26.334	28.856	165	21.953	200	35.525	209	214
7	1:25.934	28.489	164	22.047	199	35.398	210	217	18	1:26.240	28.586	165	22.026	198	35.628	209	217
8	1:26.280	28.632	165	22.135	202	35.513	213	217	19	1:26.527	28.827	163	22.106	200	35.594	206	215
9	1:26.442	29.003	165	22.090	200	35.349	211	218	20	1:26.658	28.872	164	22.066	203	35.720	208	213
10	1:26.011	28.559	163	22.109	200	35.343	210	218	21	1:26.332	28.699	164	22.012	200	35.621	208	216
11	1:25.960	28.557	163	21.968	198	35.435	210	218									

Lap	Time	SE1	SP1	SE2	SP2	SE3	SP3	TSP	Lap	Time	SE1	SP1	SE2	SP2	SE3	SP3	TSP
27 Nielsen, DNK									theoretical besttime: 1:24.082								
1	1:53.631	40.012	161	24.506	137	49.113	124	172	12	1:24.920	28.324	165	21.526	202	35.070	212	217
2	2:14.591	46.319	100	33.489	135	54.783	122	139	13	1:25.574	28.285	167	21.964	201	35.325	211	220
3	1:56.959	44.855	121	32.544	134	39.560	206	149	14	1:24.615	28.154	166	21.528	201	34.933	209	219
4	1:27.417	29.948	167	22.031	199	35.438	211	213	15	1:24.633	28.014	166	21.765	201	34.854	212	217
5	1:27.224	29.579	166	22.341	187	35.304	210	219	16	1:25.044	28.298	168	21.923	200	34.823	210	220
6	1:25.326	28.357	165	21.819	202	35.150	215	217	17	1:25.484	29.041	164	21.545	201	34.898	210	217
7	1:25.058	28.196	167	21.808	199	35.054	209	222	18	1:24.439	27.882	168	21.725	201	34.832	216	218
8	1:24.106	27.850	166	21.519	199	34.737	212	216	19	1:25.771	28.753	168	21.980	199	35.038	211	223
9	1:24.758	28.264	166	21.772	201	34.722	212	220	20	1:25.930	29.081	168	21.898	201	34.951	213	217
10	1:24.705	28.052	166	21.510	201	35.143	210	220	21	1:25.684	28.591	168	21.724	202	35.369	211	217
11	1:25.700	28.176	166	22.102	198	35.422	212	218									

Lap	Time	SE1	SP1	SE2	SP2	SE3	SP3	TSP	Lap	Time	SE1	SP1	SE2	SP2	SE3	SP3	TSP
28 Schramm, DEU									theoretical besttime: 1:23.607								
1	1:41.721	37.230	164	22.070	198	42.421	145	151	12	1:24.080	27.978	166	21.472	201	34.630	212	219
2	2:16.371	46.250	106	36.645	112	53.476	131	166	13	1:24.104	27.773	167	21.423	202	34.908	207	217
3	2:03.269	46.122	93	33.400	141	43.747	209	126	14	1:24.591	28.215	166	21.498	200	34.878	208	214
4	1:25.840	28.518	167	21.781	205	35.541	212	215	15	1:24.004	27.806	166	21.405	200	34.793	208	215
5	1:26.382	28.785	167	21.847	201	35.750	208	218	16	1:24.164	27.850	165	21.516	200	34.798	208	215
6	1:25.155	28.281	166	21.595	198	35.279	208	215	17	1:23.984	27.614	166	21.496	200	34.874	208	215
7	1:24.803	28.075	165	21.698	199	35.030	209	215	18	1:23.809	27.659	168	21.422	200	34.728	208	215
8	1:24.276	27.839	166	21.480	200	34.957	208	216	19	1:23.981	27.686	167	21.487	200	34.808	208	215
9	1:24.118	27.836	166	21.460	200	34.822	209	215	20	1:23.935	27.727	167	21.435	201	34.773	208	214





ADAC Formel 4

Sector List Race 3

Provisional



Lausitzring, Length: 3478m
Air temperature: 24.92°C
Track temperature: 31.89°C
Weather condition: Dry

DMSB Reg. Nr.: 142/17

Sunday, May 21, 2017 16:55:00

Lap	Time	SE1	SP1	SE2	SP2	SE3	SP3	TSP	Lap	Time	SE1	SP1	SE2	SP2	SE3	SP3	TSP
10	1:23.983	27.859	165	21.383	200	34.741	210	216	21	1:24.198	27.810	167	21.413	201	34.975	182	214
11	1:23.681	27.664	167	21.407	201	34.610	212	218									

33 Aberdein, DEU

theoretical besttime: 1:25.254

1	1:52.983	40.308	162	24.004	144	48.671	118	177	4	1:26.660	29.708	167	21.882	204	35.070	214	214
2	2:14.635	46.165	86	33.700	120	54.770	121	130	5	2:07.902	28.302	166					221
3	1:57.139	44.862	120	32.627	135	39.650	207	142									

42 Hoogenboom, NLD

theoretical besttime: 1:24.225

1	1:48.867	39.416	163	23.410	176	46.041	157	165	12	1:25.148	28.640	166	21.662	202	34.846	211	216
2	2:14.732	45.868	93	34.863	121	54.001	157	163	13	1:26.278	29.038	163	22.165	201	35.075	212	218
3	1:59.366	45.009	98	33.107	139	41.250	210	157	14	1:24.705	28.356	168	21.521	205	34.828	215	219
4	1:25.819	28.675	167	21.910	201	35.234	212	217	15	1:25.016	28.393	168	21.719	203	34.904	215	222
5	1:26.049	28.694	168	22.045	200	35.310	213	220	16	1:25.395	28.482	167	21.788	202	35.125	207	222
6	1:25.900	28.900	161	21.898	201	35.102	213	222	17	1:24.840	28.515	168	21.615	202	34.710	214	215
7	1:26.453	28.550	166	22.196	200	35.707	209	220	18	1:24.970	28.184	168	21.816	200	34.970	213	221
8	1:24.876	28.378	166	21.634	200	34.864	212	218	19	1:25.862	28.783	166	21.793	202	35.286	211	217
9	1:24.489	27.994	167	21.580	202	34.915	214	219	20	1:25.806	28.975	167	21.771	202	35.060	210	215
10	1:25.646	28.482	165	22.169	202	34.995	213	220	21	1:25.653	28.533	167	21.690	201	35.430	210	216
11	1:25.489	28.456	166	21.807	200	35.226	209	221									

44 Vips, ITA

theoretical besttime:

1								149									
---	--	--	--	--	--	--	--	------------	--	--	--	--	--	--	--	--	--

68 Correa, ITA

theoretical besttime: 1:24.170

1	2:24.992	1:24.778	80	23.375	188	36.839	171	172	12	1:24.956	28.401	167	21.735	201	34.820	215	220
2	1:47.062	33.630	112	23.845	136	49.587	125	152	13	1:25.490	28.372	166	21.732	204	35.386	214	220
3	1:54.232	44.650	113	32.914	127	36.668	213	130	14	1:25.245	28.725	167	21.727	201	34.793	211	222
4	1:27.070	29.588	165	22.005	204	35.477	214	223	15	1:24.543	27.951	167	21.769	201	34.823	212	219
5	1:26.651	29.226	166	22.000	195	35.425	213	222	16	1:26.400	29.527	165	21.686	201	35.187	208	219
6	1:25.486	28.550	167	21.731	205	35.205	213	223	17	1:24.776	28.054	167	21.594	201	35.128	211	215
7	1:25.748	28.605	164	22.012	202	35.131	214	222	18	1:24.786	28.315	168	21.581	201	34.890	211	217
8	1:25.039	28.446	166	21.626	203	34.967	215	221	19	1:24.889	28.217	168	21.612	202	35.060	209	217
9	1:24.312	27.921	166	21.592	201	34.799	214	224	20	1:25.696	28.881	167	21.725	203	35.090	210	215
10	1:24.352	27.796	167	21.623	202	34.933	213	219	21	1:25.859	28.807	168	22.199	201	34.853	214	215
11	1:24.856	28.040	167	21.643	201	35.173	215	221									

79 Malukas, LTU

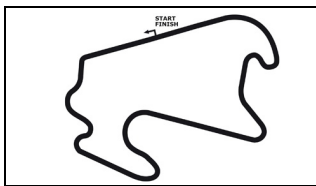
theoretical besttime: 1:24.274

1	1:45.844	38.664	165	23.057	167	44.123	155	157	12	1:25.562	28.742	165	21.736	201	35.084	213	222
2	2:15.187	46.060	105	36.161	92	52.966	121	135	13	1:25.204	28.320	167	21.776	204	35.108	214	220
3	2:01.677	46.229	101	33.306	145	42.142	206	125	14	1:27.097	30.245	166	21.801	200	35.051	211	222
4	1:25.688	28.595	168	21.848	202	35.245	213	216	15	1:24.842	28.328	166	21.513	203	35.001	211	216
5	1:26.092	28.928	167	21.823	203	35.341	215	220	16	1:25.700	28.848	166	21.745	203	35.107	210	218
6	1:26.372	29.378	159	21.960	204	35.034	217	222	17	1:24.712	28.338	168	21.600	199	34.774	213	219
7	1:26.355	29.015	166	21.889	200	35.451	209	225	18	1:25.275	28.602	168	21.728	200	34.945	213	220
8	1:26.014	28.770	166	21.780	201	35.464	211	216	19	1:24.703	28.045	167	21.663	204	34.995	209	220
9	1:25.550	29.113	165	21.569	200	34.868	212	220	20	1:25.823	28.801	167	21.794	200	35.228	210	216
10	1:24.407	27.987	167	21.566	203	34.854	214	218	21	1:25.833	28.654	167	21.926	200	35.253	210	216
11	1:25.373	28.668	166	21.855	200	34.850	213	219									

80 Estner, DEU

theoretical besttime: 1:24.097

1	1:45.348	38.111	163	22.921	141	44.316	146	160	12	1:24.943	28.329	166	21.719	202	34.895	213	218
2	2:15.044	45.760	106	36.344	92	52.940	111	138	13	1:25.846	29.115	166	21.870	201	34.861	210	220
3	2:01.848	46.349	99	33.439	140	42.060	210	124	14	1:24.498	28.129	166	21.583	202	34.786	210	217
4	1:25.870	28.727	166	21.905	202	35.238	210	218	15	1:24.280	27.990	166	21.513	201	34.777	210	217
5	1:26.077	28.884	166	21.904	203	35.289	214	218	16	1:24.372	28.022	166	21.523	201	34.872	210	218
6	1:26.097	28.969	165	21.941	201	35.187	213	221	17	1:24.266	27.968	165	21.472	201	34.826	211	218
7	1:26.407	28.719	165	22.265	199	35.423	210	221	18	1:24.246	27.848	167	21.516	201	34.882	211	218
8	1:24.406	27.926	165	21.622	201	34.858	212	218	19	1:24.438	27.956	166	21.483	201	34.999	210	217
9	1:24.781	28.167	167	21.741	202	34.873	211	219	20	1:24.737	28.223	166	21.536	201	34.978	210	217
10	1:25.812	28.858	166	22.054	202	34.900	212	218	21	1:24.690	28.185	166	21.540	201	34.965	210	217



ADAC Formel 4

Sector List Race 3

Provisional



Lausitzring, Length: 3478m

Air temperature: 24.92°C

Track temperature: 31.89°C

Weather condition: Dry

DMSB Reg. Nr.: 142/17

Sunday, May 21, 2017 16:55:00

Lap	Time	SE1	SP1	SE2	SP2	SE3	SP3	TSP	Lap	Time	SE1	SP1	SE2	SP2	SE3	SP3	TSP
11	1:25.236	28.420	167	21.802	201	35.014	212	220									

81 Waldherr, DEU

theoretical besttime: 1:24.484

1	1:43.225	37.824	164	22.870	158	42.531	163	157	12	1:25.129	28.462	165	21.667	199	35.000	208	215
2	2:15.999	47.017	97	35.757	105	53.225	122	156	13	1:26.790	30.128	164	21.770	201	34.892	212	214
3	2:02.764	46.691	106	33.513	134	42.560	209	121	14	1:25.074	28.487	167	21.619	201	34.968	209	220
4	1:25.802	28.636	167	21.899	201	35.267	211	217	15	1:25.057	28.373	167	21.608	201	35.076	209	216
5	1:25.873	28.639	166	21.849	201	35.385	213	218	16	1:25.032	28.357	166	21.519	201	35.156	209	217
6	1:26.147	28.874	165	21.839	201	35.434	211	209	17	1:25.085	28.111	167	21.708	200	35.266	209	216
7	1:25.461	28.441	168	21.893	198	35.127	208	220	18	1:24.977	28.294	167	21.629	200	35.054	210	216
8	1:24.752	28.073	166	21.524	200	35.155	209	216	19	1:24.765	28.116	167	21.584	201	35.065	209	216
9	1:24.940	28.476	166	21.553	200	34.911	209	215	20	1:25.137	28.358	167	21.668	201	35.111	208	216
10	1:25.960	29.161	165	21.792	199	35.007	209	216	21	1:25.469	28.513	166	21.883	201	35.073	208	215
11	1:25.292	28.614	165	21.755	198	34.923	209	216									

83 Moreira-Laliberte, CHE

theoretical besttime:

1	1:57.029	38.749	161	26.782	131	51.498		150									
---	----------	--------	-----	--------	-----	--------	--	-----	--	--	--	--	--	--	--	--	--

98 Piro, DEU

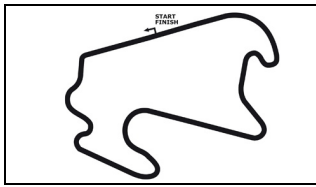
theoretical besttime: 1:24.270

1	1:54.231	41.362	161	23.322	141	49.547	121	127	11	1:25.348	28.275	167	21.798	201	35.275	210	223
2	2:14.416	46.688	82	33.065	130	54.663	135	133	12	1:26.292	29.215	166	21.967	198	35.110	211	216
3	1:56.844	44.869	119	32.678	131	39.297	208	143	13	1:29.916	28.243	167	21.763	201	39.910		218
4	1:27.603	30.045	166	21.976	203	35.582	213	217	14	2:57.617	2:00.077	161	22.145	200	35.395	208	
5	1:25.830	28.825	166	21.753	202	35.252	215	220	15	1:24.981	28.209	166	21.733	200	35.039	209	215
6	1:25.379	28.402	167	21.972	202	35.005	213	223	16	1:24.704	28.049	167	21.666	200	34.989	211	216
7	1:24.899	28.298	166	21.639	201	34.962	211	221	17	1:25.442	28.288	167	22.003	200	35.151	210	218
8	1:24.518	28.013	166	21.624	201	34.881	213	219	18	1:25.015	28.149	167	21.639	201	35.227	211	217
9	1:25.979	29.053	167	21.905	203	35.021	212	222	19	1:24.926	28.096	166	21.705	202	35.125	212	218
10	1:24.384	27.983	166	21.646	202	34.755	215	219	20	1:24.776	28.176	168	21.532	203	35.068	211	218

99 Weerts, BEL

theoretical besttime: 1:24.742

1	1:49.807	39.217	163	23.793	166	46.797	136	153	12	1:24.944	28.006	165	21.841	199	35.097	208	217
2	2:14.384	45.461	93	34.667	116	54.256	135	152	13	1:24.879	28.007	166	21.696	200	35.176	210	216
3	2:00.556	45.023	98	33.101	134	42.432	206	146	14	1:25.306	28.182	166	21.951	200	35.173	210	218
4	1:27.561	29.519	165	22.005	203	36.037	213	213	15	1:25.006	28.108	165	21.784	200	35.114	211	218
5	1:26.114	28.606	167	21.938	201	35.570	213	219	16	1:24.910	27.949	167	21.816	201	35.145	213	218
6	1:26.571	28.674	167	22.614	203	35.283	212	221	17	1:25.680	28.204	167	21.976	202	35.500	215	221
7	1:26.518	28.662	167	22.064	202	35.792	214	221	18	1:26.689	29.165	166	21.782	204	35.742	215	222
8	1:28.265	30.680	165	22.094	201	35.491	210	222	19	1:26.717	29.771	167	21.739	202	35.207	212	222
9	1:25.867	28.530	165	22.031	201	35.306	212	218	20	1:25.158	28.016	168	21.747	204	35.395	214	219
10	1:25.448	28.268	166	21.956	200	35.224	210	218	21	1:26.137	29.232	167	21.763	201	35.142	213	222
11	1:25.192	28.177	166	21.806	199	35.209	211	218									



ADAC Formel 4

Top speed list Race 3

Provisional

DMSB Reg. Nr.: 142/17

Sunday, May 21, 2017 16:55:00



Lausitzring, Length: 3478m
Air temperature: 24.92°C
Track temperature: 31.89°C
Weather condition: Dry

#	Name (NAT)	Team	Car name	Speed	Lap	Race time
7	Oliver Söderström (SWE)	ADAC Berlin-Brandenburg e.V. (DEU)	ADAC Formel 4 powered by Abarth	225.75	19	27:29.432
18	Julian Hanses (DEU)	US Racing (DEU)	ADAC Formel 4 powered by Abarth	225.28	7	10:21.908
79	David Malukas (LTU)	Motopark (DEU)	ADAC Formel 4 powered by Abarth	225.28	7	10:22.749
4	Sophia Flörsch (DEU)	ADAC Berlin-Brandenburg e.V. (DEU)	ADAC Formel 4 powered by Abarth	225.28	11	16:04.269
2	Frederik Vesti (DNK)	Van Amersfoort Racing (NLD)	ADAC Formel 4 powered by Abarth	224.81	9	13:07.231
9	Marcus Armstrong (ITA)	Prema Powerteam SRL (ITA)	ADAC Formel 4 powered by Abarth	224.34	8	11:53.805
68	Juan Manuel Correa (ITA)	Prema Powerteam SRL (ITA)	ADAC Formel 4 powered by Abarth	224.34	9	13:18.183
13	Fabio Scherer (CHE)	US Racing (DEU)	ADAC Formel 4 powered by Abarth	224.34	11	16:04.533
98	Cedric Piro (DEU)	Team Piro Sports Interdental (DEU)	ADAC Formel 4 powered by Abarth	223.87	6	9:00.825
27	Nicklas Nielsen (DNK)	US Racing (DEU)	ADAC Formel 4 powered by Abarth	223.40	19	27:26.086
1	Felipe Drugovich (ITA)	Van Amersfoort Racing (NLD)	ADAC Formel 4 powered by Abarth	222.94	7	10:17.199
99	Charles Weerts (BEL)	Motopark (DEU)	ADAC Formel 4 powered by Abarth	222.94	18	26:08.911
11	Mick Wishofer (AUT)	Lechner Racing (AUT)	ADAC Formel 4 powered by Abarth	222.48	5	7:32.929
42	Leonard Hoogenboom (NLD)	Motopark (DEU)	ADAC Formel 4 powered by Abarth	222.48	15	21:45.731
33	Jonathan Aberdein (DEU)	Motopark (DEU)	ADAC Formel 4 powered by Abarth	221.56	5	7:33.337
80	Andreas Estner (DEU)	Neuhauser Racing Team (AUT)	ADAC Formel 4 powered by Abarth	221.56	6	8:56.104
81	Michael Waldherr (DEU)	Neuhauser Racing Team (AUT)	ADAC Formel 4 powered by Abarth	220.20	7	10:21.741
6	Tom Beckhäuser (CZE)	ADAC Berlin-Brandenburg e.V. (DEU)	ADAC Formel 4 powered by Abarth	220.20	10	14:48.983
26	Laurin Heinrich (DEU)	Laurin Heinrich (DEU)	ADAC Formel 4 powered by Abarth	219.75	6	9:03.635
3	Louis Gachot (GBR)	Van Amersfoort Racing (NLD)	ADAC Formel 4 powered by Abarth	219.75	11	15:56.762
28	Kim Luis Schramm (DEU)	US Racing (DEU)	ADAC Formel 4 powered by Abarth	219.30	12	17:21.532
25	Doueid Ghattas (DEU)	Team Piro Sports Interdental (DEU)	ADAC Formel 4 powered by Abarth	218.41	8	11:52.714
5	Lirim Zendeli (DEU)	ADAC Berlin-Brandenburg e.V. (DEU)	ADAC Formel 4 powered by Abarth	217.09	6	8:55.160
10	Richard Wagner (DEU)	Lechner Racing (AUT)	ADAC Formel 4 powered by Abarth	167.38	1	9.557
83	Kami Moreira-Laliberte (CHE)	Van Amersfoort Racing (NLD)	ADAC Formel 4 powered by Abarth	150.92	1	7.650
44	Juri Vips (ITA)	Prema Powerteam SRL (ITA)	ADAC Formel 4 powered by Abarth	149.45	1	7.444