

ADAC Formel 4

Result List Race 2

Provisional



Hockenheimring, Length: 4574m

Air temperature: 24.35°C

Track temperature: 31.95°C

Weather condition: Dry

DMSB Reg. Nr.: 282/17

Saturday, September 23, 2017 14:45:00

started : 24 classified : 19 not classified : 5

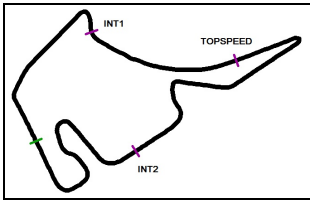
Nr.	Drivers	Team	Laps	Total Time	Gap	Kph	Lap	Time	Kph
Cl.	Car	Competitor							
1	5 L.Zendeli(DEU) ADAC Formel 4 powered by Abarth	(T) ADAC Berlin-Brandenburg e.V.(DEU) ADAC Berlin-Brandenburg e.V.	16	27:20.926		161.1	15	1:41.512	162.2
2	33 J.Aberdein(DEU) ADAC Formel 4 powered by Abarth	(T) Motopark(DEU) Motopark	16	27:23.491	2.565	160.9	11	1:41.550	162.1
3	4 S.Flörsch(DEU) ADAC Formel 4 powered by Abarth	ADAC Berlin-Brandenburg e.V.(DEU) ADAC Berlin-Brandenburg e.V.	16	27:23.859	2.933	161.2	12	1:41.394	162.4
4	28 K.Schramm(DEU) ADAC Formel 4 powered by Abarth	US Racing(DEU) US Racing	16	27:26.563	5.637	160.8	11	1:41.984	161.4
5	18 J.Hanses(DEU) ADAC Formel 4 powered by Abarth	US Racing(DEU) US Racing	16	27:26.984	6.058	160.8	11	1:41.902	161.5
6	44 J.Vips(ITA) ADAC Formel 4 powered by Abarth	(T) Prema Powerteam SRL(ITA) Prema Powerteam SRL	16	27:29.104	8.178	160.7	11	1:41.902	161.5
7	3 L.Gachot(GBR) ADAC Formel 4 powered by Abarth	Van Amersfoort Racing(NLD) Van Amersfoort Racing	16	27:29.463	8.537	160.6	14	1:41.651	161.9
8	41 A.Petrov(ITA) ADAC Formel 4 powered by Abarth	Van Amersfoort Racing(NLD) Van Amersfoort Racing	16	27:30.287	9.361	160.8	10	1:41.764	161.8
9	9 M.Armstrong(ITA) ADAC Formel 4 powered by Abarth	(T) Prema Powerteam SRL(ITA) Prema Powerteam SRL	16	27:32.212	11.286	160.7	11	1:41.912	161.5
10	99 C.Weerts(BEL) R ADAC Formel 4 powered by Abarth	Motopark(DEU) Motopark	16	27:35.598	14.672	160.1	7	1:42.348	160.8
11	80 A.Estner(DEU) ADAC Formel 4 powered by Abarth	(T) Neuhauser Racing Team(AUT) Neuhauser Racing Team	16	27:35.681	14.755	160.4	9	1:41.790	161.7
12	7 O.Söderström(SWE) ADAC Formel 4 powered by Abarth	(T) ADAC Berlin-Brandenburg e.V.(DEU) ADAC Berlin-Brandenburg e.V.	16	27:37.660	16.734	160.1	13	1:41.745	161.8
13	11 M.Wishofer(AUT) R ADAC Formel 4 powered by Abarth	(T) Lechner Racing(AUT) Lechner Racing	16	27:39.855	18.929	159.8	9	1:42.148	161.2
14	98 C.Piro(DEU) ADAC Formel 4 powered by Abarth	(T) Team Piro Sports Interdental(DEU) Team Piro Sports Interdental	16	27:40.426	19.500	159.8	8	1:42.348	160.8
15	42 L.Hoogenboom(NLD) ADAC Formel 4 powered by Abarth	Motopark(DEU) Motopark	16	27:45.556	24.630	159.3	11	1:42.649	160.4
16	6 T.Beckhäuser(CZE) R ADAC Formel 4 powered by Abarth	ADAC Berlin-Brandenburg e.V.(DEU) ADAC Berlin-Brandenburg e.V.	16	27:54.445	33.519	158.5	15	1:42.665	160.3
17	10 R.Wagner(DEU) R ADAC Formel 4 powered by Abarth	(T) Lechner Racing(AUT) Lechner Racing	16	27:58.345	37.419	158.1	8	1:43.206	159.5
18	25 D.Ghattas(DEU) R ADAC Formel 4 powered by Abarth	(T) Team Piro Sports Interdental(DEU) Team Piro Sports Interdental	16	28:00.083	39.157	158.0	11	1:43.492	159.1
19	2 F.Vesti(DNK) ADAC Formel 4 powered by Abarth	(T) Van Amersfoort Racing(NLD) Van Amersfoort Racing	16	28:39.479	1:18.553	153.4	15	1:41.525	162.1

Not classified

27	N.Nielsen(DNK) ADAC Formel 4 powered by Abarth	(T) US Racing(DEU) US Racing	7	13:05.815	9LAPS	146.0	6	1:41.732	161.8
13	F.Scherer(CHE) ADAC Formel 4 powered by Abarth	(T) US Racing(DEU) US Racing	7	13:39.775	9LAPS	141.2	7	1:41.972	161.4
81	M.Waldherr(DEU) ADAC Formel 4 powered by Abarth	(T) Neuhauser Racing Team(AUT) Neuhauser Racing Team	6	11:21.759	10LAPS	149.2	4	1:41.983	161.4
1	F.Drugovich(ITA) ADAC Formel 4 powered by Abarth	(T) Van Amersfoort Racing(NLD) Van Amersfoort Racing	5	9:58.615	11LAPS	136.9	2	1:44.833	157.0
79	D.Malukas(LTU) ADAC Formel 4 powered by Abarth	(T) Motopark(DEU) Motopark	4	7:42.089	12LAPS	156.6	3	1:43.355	159.3

Fastest lap of the race. Car 4 driver Sophia Flörsch on lap 12. Time 1:41.394, average speed 162.4 km/h.

T = nominated for the team classification



Hockenheimring, Length: 4574m
 Air temperature: 24.35°C
 Track temperature: 31.95°C
 Weather condition: Dry

ADAC Formel 4

Result List Race 2

Provisional

DMSB Reg. Nr.: 282/17

Saturday, September 23, 2017 14:45:00



started : 24 classified : 19 not classified : 5

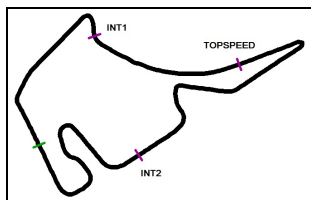
Nr. Drivers	Team	Laps	Total Time	Gap	Kph	Lap	Time	Kph
Cl. Car	Competitor							

Subject to final scrutineering!

Publication time:

Clerk of the Course: Hans Erdel

Timekeeper: Steffen Ruhl



ADAC Formel 4

Sector List Race 2

Provisional



Hockenheimring, Length: 4574m

Air temperature: 24.35°C

Track temperature: 31.95°C

Weather condition: Dry

DMSB Reg. Nr.: 282/17

Saturday, September 23, 2017 14:45:00

Lap	Time	SE1	SP1	SE2	SP2	SE3	SP3	TSP	Lap	Time	SE1	SP1	SE2	SP2	SE3	SP3	TSP
1 Drugovich, ITA									theoretical besttime: 1:42.705								
1	1:57.495	36.303	151	49.276	179	31.916	190	221	4	2:06.459	22.544	135	1:04.078	181	39.837	56	124
2	1:44.833	22.881	150	48.675	178	33.277	175	231	5	2:24.772	51.564	151	51.914	181	41.294	56	221
3	1:45.056	22.710	133	50.860	182	31.486	186	225									

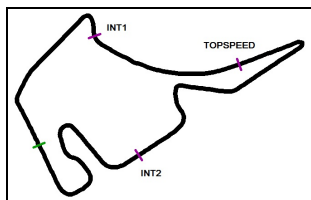
2 Vesti, DNK									theoretical besttime: 1:41.332								
1	1:49.922	28.356	150	49.240	182	32.326	188	227	9	1:47.071	22.547	153	51.875	153	32.649	186	223
2	1:52.758	22.458	153	49.279	172	41.021	54	225	10	1:41.745	22.082	152	48.348	181	31.315	186	223
3	2:31.382	1:10.980	149	48.883	181	31.519	186	221	11	1:41.849	22.056	151	48.344	183	31.449	185	223
4	1:42.394	22.422	152	48.404	180	31.568	186	221	12	1:41.754	22.002	152	48.309	181	31.443	186	224
5	1:42.635	22.519	152	48.475	181	31.641	186	222	13	1:48.955	22.871	147	52.539	177	33.545	184	189
6	1:42.148	22.417	152	48.227	182	31.504	185	222	14	1:45.135	24.752	150	48.534	181	31.849	186	222
7	1:41.959	22.260	152	48.144	183	31.555	186	221	15	1:41.525	22.090	152	48.015	182	31.420	185	223
8	1:42.208	22.323	152	48.278	182	31.607	185	222	16	1:46.039	22.632	152	49.886	179	33.521	185	223

3 Gachot, GBR									theoretical besttime: 1:41.500								
1	1:51.711	30.330	152	49.323	179	32.058	186	227	9	1:43.393	22.277	152	48.808	180	32.308	188	230
2	1:43.431	22.595	152	48.644	181	32.192	187	228	10	1:41.686	22.163	152	48.224	183	31.299	187	227
3	1:42.788	22.651	152	48.705	183	31.432	188	225	11	1:42.038	22.286	151	48.221	182	31.531	188	228
4	1:42.006	22.382	153	48.240	183	31.384	188	227	12	1:42.303	22.241	151	48.375	180	31.687	187	225
5	1:42.805	22.350	152	48.886	180	31.569	188	227	13	1:42.243	22.384	153	48.215	183	31.644	188	229
6	1:42.640	22.295	153	48.633	182	31.712	186	224	14	1:41.651	22.250	153	48.038	183	31.363	186	230
7	1:44.462	22.971	150	49.080	180	32.411	186	223	15	1:41.833	22.193	151	48.191	183	31.449	188	225
8	1:42.120	22.369	153	48.198	183	31.553	187	225	16	1:42.353	22.242	153	48.465	180	31.646	188	227

4 Flörsch, DEU									theoretical besttime: 1:41.239								
1	1:52.047	30.148	148	49.833	177	32.066	187	224	9	1:41.419	22.259	151	48.125	183	31.035	187	230
2	1:43.365	22.550	153	48.798	179	32.017	187	229	10	1:41.658	22.111	151	48.427	182	31.120	187	224
3	1:43.061	22.594	152	48.926	183	31.541	187	226	11	1:41.491	22.223	151	48.190	183	31.078	188	224
4	1:41.938	22.324	151	48.246	182	31.368	188	225	12	1:41.394	22.163	152	48.093	183	31.138	187	224
5	1:41.825	22.177	152	48.281	182	31.367	189	228	13	1:42.496	22.224	152	48.590	182	31.682	186	227
6	1:42.835	22.194	152	49.025	181	31.616	188	230	14	1:41.972	22.408	151	48.181	183	31.383	186	226
7	1:41.860	22.354	150	48.126	181	31.380	188	227	15	1:42.052	22.321	151	48.141	182	31.590	186	225
8	1:42.497	22.345	151	48.684	182	31.468	188	228	16	1:41.949	22.313	152	48.126	182	31.510	184	226

5 Zendeli, DEU									theoretical besttime: 1:41.443								
1	1:48.565	27.286	151	49.564	181	31.715	185	221	9	1:41.748	22.226	154	48.203	183	31.319	186	223
2	1:43.641	22.593	151	49.434	180	31.614	186	222	10	1:41.536	22.117	154	48.118	182	31.301	187	223
3	1:42.671	22.352	152	48.899	181	31.420	187	221	11	1:41.675	22.264	152	48.090	183	31.321	187	222
4	1:41.888	22.249	153	48.265	183	31.374	187	222	12	1:41.679	22.160	153	48.173	183	31.346	186	223
5	1:41.811	22.247	153	48.219	182	31.345	187	221	13	1:41.714	22.157	155	48.228	183	31.329	187	223
6	1:42.235	22.154	152	48.264	183	31.817	180	222	14	1:41.813	22.235	154	48.238	183	31.340	186	223
7	1:43.665	22.940	148	49.166	181	31.559	186	222	15	1:41.512	22.132	152	48.025	183	31.355	188	223
8	1:42.882	22.436	153	49.045	182	31.401	187	222	16	1:41.891	22.142	154	48.102	183	31.647	181	222

6 Beckhäuser, CZE									theoretical besttime: 1:42.665								
1	1:56.366	33.382	150	50.142	175	32.842	185	226	9	1:43.094	22.488	153	48.760	182	31.846	184	219
2	1:47.539	22.915	153	49.874	176	34.750	186	225	10	1:43.098	22.557	152	48.781	181	31.760	185	221
3	1:46.142	23.081	149	49.973	175	33.088	186	223	11	1:43.144	22.439	152	48.892	180	31.813	185	222
4	1:43.719	22.583	146	49.197	180	31.939	186	219	12	1:43.529	22.705	151	48.869	181	31.955	185	222
5	1:43.256	22.687	151	48.718	181	31.851	187	224	13	1:43.718	22.446	152	49.143	181	32.129	185	223
6	1:44.710	22.884	150	49.301	176	32.525	185	226	14	1:43.094	22.559	152	48.846	182	31.689	184	221
7	1:43.700	22.688	151	49.034	180	31.978	184	226	15	1:42.665	22.359	152	48.651	181	31.655	185	222
8	1:42.983	22.453	151	48.779	180	31.751	184	221	16	1:43.688	22.860	153	48.857	179	31.971	183	221



ADAC Formel 4

Sector List Race 2

Provisional



Hockenheimring, Length: 4574m

Air temperature: 24.35°C

Track temperature: 31.95°C

Weather condition: Dry

DMSB Reg. Nr.: 282/17

Saturday, September 23, 2017 14:45:00

Lap	Time	SE1	SP1	SE2	SP2	SE3	SP3	TSP	Lap	Time	SE1	SP1	SE2	SP2	SE3	SP3	TSP
7 Söderström, SWE									theoretical besttime: 1:41.637								
1	1:55.620	32.925	147	50.109	178	32.586	187	228	9	1:41.880	22.195	151	48.178	183	31.507	188	224
2	1:47.345	22.945	154	50.882	176	33.518	186	234	10	1:42.801	22.362	151	48.742	182	31.697	186	230
3	1:43.297	22.651	150	48.815	181	31.831	188	228	11	1:42.494	22.287	150	48.574	181	31.633	188	229
4	1:42.311	22.299	150	48.384	183	31.628	189	228	12	1:42.049	22.247	151	48.382	181	31.420	187	229
5	1:43.194	22.350	150	48.786	181	32.058	188	229	13	1:41.745	22.296	152	48.121	183	31.328	187	226
6	1:43.458	22.453	150	49.332	176	31.673	185	228	14	1:42.568	22.188	150	48.725	181	31.655	186	228
7	1:42.183	22.462	151	48.297	181	31.424	187	224	15	1:42.669	22.526	151	48.695	179	31.448	186	228
8	1:42.063	22.371	151	48.212	182	31.480	186	224	16	1:41.983	22.259	151	48.230	183	31.494	186	224

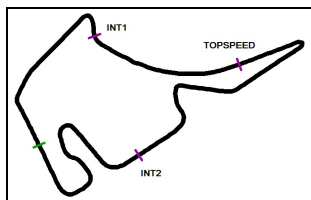
Lap	Time	SE1	SP1	SE2	SP2	SE3	SP3	TSP	Lap	Time	SE1	SP1	SE2	SP2	SE3	SP3	TSP
9 Armstrong, ITA									theoretical besttime: 1:41.762								
1	1:55.327	32.469	147	50.331	179	32.527	186	228	9	1:41.931	22.186	150	48.392	183	31.353	188	223
2	1:45.162	22.993	150	49.658	180	32.511	185	229	10	1:42.001	22.245	149	48.407	182	31.349	188	224
3	1:42.752	22.393	149	48.708	181	31.651	186	228	11	1:41.912	22.226	150	48.278	183	31.408	187	223
4	1:42.659	22.312	148	48.646	180	31.701	188	226	12	1:42.234	22.217	150	48.346	182	31.671	188	226
5	1:42.984	22.260	151	48.946	178	31.778	186	227	13	1:42.119	22.337	151	48.417	182	31.365	186	229
6	1:42.576	22.253	150	48.654	183	31.669	184	221	14	1:41.916	22.257	150	48.361	183	31.298	186	224
7	1:42.125	22.409	149	48.371	182	31.345	185	223	15	1:42.030	22.199	151	48.314	183	31.517	186	223
8	1:42.029	22.300	151	48.379	183	31.350	186	222	16	1:42.455	22.454	150	48.354	183	31.647	184	222

Lap	Time	SE1	SP1	SE2	SP2	SE3	SP3	TSP	Lap	Time	SE1	SP1	SE2	SP2	SE3	SP3	TSP
10 Wagner, DEU									theoretical besttime: 1:43.029								
1	1:56.986	33.184	144	50.533	177	33.269	183	224	9	1:43.305	22.582	150	48.861	181	31.862	185	222
2	1:46.749	22.960	148	49.585	178	34.204	183	222	10	1:43.774	22.764	148	49.060	180	31.950	183	220
3	1:45.406	22.993	147	49.745	179	32.668	183	223	11	1:43.990	22.850	147	49.024	180	32.116	183	221
4	1:43.745	22.767	148	48.907	180	32.071	183	221	12	1:43.989	23.142	148	48.944	180	31.903	185	220
5	1:43.515	22.651	150	48.756	180	32.108	184	219	13	1:43.742	22.883	150	48.803	177	32.056	185	221
6	1:44.974	23.151	146	49.537	175	32.286	182	220	14	1:43.457	22.760	148	48.889	180	31.808	183	221
7	1:44.507	22.669	147	49.733	180	32.105	184	220	15	1:43.395	22.702	149	48.800	180	31.893	184	220
8	1:43.206	22.525	150	48.722	180	31.959	185	223	16	1:43.605	22.740	151	48.696	179	32.169	183	220

Lap	Time	SE1	SP1	SE2	SP2	SE3	SP3	TSP	Lap	Time	SE1	SP1	SE2	SP2	SE3	SP3	TSP
11 Wishofer, AUT									theoretical besttime: 1:42.051								
1	1:55.041	32.465	144	49.482	179	33.094	184	227	9	1:42.148	22.225	150	48.386	181	31.537	186	224
2	1:45.865	22.853	148	50.538	174	32.474	184	226	10	1:43.779	22.918	150	49.149	180	31.712	186	225
3	1:42.964	22.381	149	48.743	183	31.840	186	224	11	1:42.458	22.426	150	48.433	181	31.599	186	224
4	1:42.559	22.318	150	48.534	180	31.707	186	225	12	1:42.469	22.302	150	48.611	181	31.556	186	223
5	1:42.995	22.329	150	48.848	178	31.818	186	224	13	1:42.302	22.330	151	48.509	182	31.463	185	222
6	1:42.486	22.254	150	48.527	181	31.705	185	226	14	1:42.860	22.399	149	48.911	180	31.550	183	224
7	1:42.373	22.436	149	48.448	182	31.489	185	225	15	1:43.708	22.529	151	49.238	178	31.941	185	220
8	1:42.324	22.351	150	48.533	180	31.440	184	224	16	1:43.524	22.416	150	49.199	179	31.909	184	225

Lap	Time	SE1	SP1	SE2	SP2	SE3	SP3	TSP	Lap	Time	SE1	SP1	SE2	SP2	SE3	SP3	TSP
13 Scherer, CHE									theoretical besttime: 1:41.779								
1	2:00.105	29.483	150	50.725	170	39.897	54	225	5	1:42.398	22.334	152	48.400	182	31.664	184	222
2	3:07.796	1:46.914	151	48.854	180	32.028	180	221	6	1:42.501	22.617	150	48.375	182	31.509	185	223
3	1:42.398	22.571	151	48.258	181	31.569	186	222	7	1:41.972	22.480	152	48.165	182	31.327	186	223
4	1:42.605	22.424	148	48.533	180	31.648	186	222	8	22.287	151	49.334	178			223	

Lap	Time	SE1	SP1	SE2	SP2	SE3	SP3	TSP	Lap	Time	SE1	SP1	SE2	SP2	SE3	SP3	TSP
18 Hanses, DEU									theoretical besttime: 1:41.745								
1	1:51.386	29.816	149	49.564	177	32.006	186	226	9	1:42.641	22.262	152	48.904	182	31.475	186	226
2	1:43.521	22.489	151	48.811	180	32.221	185	228	10	1:42.072	22.214	151	48.414	183	31.444	185	225
3	1:42.711	22.465	152	48.684	181	31.562	185	226	11	1:41.902	22.170	150	48.429	183	31.303	187	227
4	1:41.947	22.145	151	48.412	181	31.390	187	225	12	1:42.287	22.368	151	48.341	183	31.578	186	226
5	1:42.310	22.291	150	48.572	181	31.447	186	226	13	1:42.225	22.347	150	48.397	183	31.481	186	226
6	1:42.824	22.249	152	49.056	179	31.519	185	226	14	1:42.394	22.256	152	48.548	181	31.590	186	226
7	1:41.974	22.241	151	48.303	181	31.430	185	225	15	1:42.302	22.296	152	48.329	182	31.677	185	226
8	1:42.415	22.214	151	48.773	182	31.428	186	225	16	1:42.073	22.250	152	48.297	183	31.526	186	226



ADAC Formel 4

Sector List Race 2

Provisional



Hockenheimring, Length: 4574m

Air temperature: 24.35°C

Track temperature: 31.95°C

Weather condition: Dry

DMSB Reg. Nr.: 282/17

Saturday, September 23, 2017 14:45:00

Lap	Time	SE1	SP1	SE2	SP2	SE3	SP3	TSP	Lap	Time	SE1	SP1	SE2	SP2	SE3	SP3	TSP
25 Ghattas, DEU									theoretical besttime: 1:42.960								
1	1:57.362	34.613	146	50.020	178	32.729	184	217	9	1:43.923	22.694	150	49.180	180	32.049	179	219
2	1:46.924	23.815	149	49.584	179	33.525	183	217	10	1:43.811	22.787	150	49.143	180	31.881	184	219
3	1:45.363	23.211	151	49.521	179	32.631	181	220	11	1:43.492	22.491	150	48.968	180	32.033	183	219
4	1:44.985	23.108	152	49.506	178	32.371	182	220	12	1:43.856	22.535	151	49.355	176	31.966	183	220
5	1:43.888	22.710	152	49.320	180	31.858	183	220	13	1:43.577	22.401	152	49.271	180	31.905	182	219
6	1:43.766	22.519	151	49.132	181	32.115	183	219	14	1:43.517	22.671	151	49.107	181	31.739	183	221
7	1:44.399	22.952	151	49.195	181	32.252	176	218	15	1:43.588	22.734	151	49.014	180	31.840	182	220
8	1:44.108	22.900	150	49.374	179	31.834	183	219	16	1:43.524	22.690	150	48.820	180	32.014	183	220

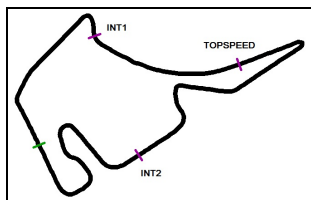
27 Nielsen, DNK									theoretical besttime: 1:41.489								
1	1:49.513	27.959	152	49.510	179	32.044	186	224	5	1:41.805	22.266	154	48.176	180	31.363	185	222
2	2:04.555	22.645	152	51.676	100	50.234	53	225	6	1:41.732	22.355	152	48.006	182	31.371	186	223
3	2:23.670	1:03.422	150	48.669	181	31.579	186	221	7	1:42.657	22.751	153	48.252	183	31.654	185	223
4	1:41.883	22.370	152	48.296	181	31.217	186	221	8		22.618	152	49.288	170			222

28 Schramm, DEU									theoretical besttime: 1:41.876								
1	1:50.879	29.301	150	49.689	180	31.889	185	210	9	1:42.160	22.413	152	48.417	182	31.330	187	225
2	1:43.542	22.571	152	48.879	181	32.092	185	224	10	1:42.825	22.432	153	48.949	182	31.444	187	222
3	1:42.308	22.392	152	48.478	181	31.438	185	222	11	1:41.984	22.318	150	48.348	183	31.318	185	225
4	1:42.278	22.322	152	48.445	181	31.511	185	223	12	1:42.301	22.413	152	48.445	183	31.443	185	222
5	1:42.386	22.429	152	48.486	181	31.471	185	221	13	1:42.049	22.305	153	48.358	183	31.386	186	222
6	1:42.171	22.210	153	48.460	182	31.501	184	220	14	1:42.605	22.400	152	48.845	182	31.360	185	223
7	1:42.317	22.500	153	48.408	182	31.409	185	223	15	1:42.183	22.358	153	48.420	182	31.405	186	222
8	1:42.314	22.300	152	48.580	182	31.434	187	223	16	1:42.261	22.285	152	48.384	183	31.592	185	223

33 Aberdein, DEU									theoretical besttime: 1:41.479								
1	1:48.810	27.602	150	49.481	182	31.727	188	223	9	1:41.812	22.232	152	48.153	182	31.427	189	225
2	1:43.794	22.471	151	49.654	179	31.669	186	222	10	1:41.754	22.250	152	48.141	182	31.363	187	225
3	1:42.666	22.283	151	48.873	178	31.510	186	225	11	1:41.550	22.068	152	48.086	182	31.396	185	226
4	1:42.044	22.260	150	48.298	181	31.486	187	225	12	1:41.817	22.248	151	48.236	182	31.333	186	225
5	1:41.955	22.171	152	48.273	181	31.511	186	225	13	1:42.751	22.381	152	48.801	182	31.569	187	224
6	1:42.039	22.156	152	48.384	183	31.499	186	223	14	1:41.889	22.294	150	48.270	182	31.325	186	223
7	1:43.427	22.637	149	49.161	182	31.629	187	221	15	1:42.009	22.117	151	48.545	183	31.347	186	222
8	1:43.127	22.414	150	49.048	182	31.665	187	224	16	1:42.047	22.140	151	48.293	183	31.614	186	223

41 Petrov, ITA									theoretical besttime: 1:41.624								
1	1:54.463	31.512	150	49.960	177	32.991	185	226	9	1:42.354	22.299	151	48.364	183	31.691	187	225
2	1:43.175	22.524	151	48.634	181	32.017	186	222	10	1:41.764	22.104	151	48.198	181	31.462	187	227
3	1:42.936	22.410	151	48.535	183	31.991	186	224	11	1:42.046	22.265	151	48.293	183	31.488	187	227
4	1:42.460	22.384	152	48.541	181	31.535	187	226	12	1:42.333	22.057	151	48.672	180	31.604	186	228
5	1:42.467	22.282	151	48.461	181	31.724	185	222	13	1:42.175	22.443	152	48.258	182	31.474	187	225
6	1:42.269	22.264	151	48.493	183	31.512	186	222	14	1:43.023	22.394	151	48.903	182	31.726	185	227
7	1:42.454	22.336	151	48.372	182	31.746	187	223	15	1:42.063	22.413	152	48.105	181	31.545	186	225
8	1:42.271	22.438	151	48.259	183	31.574	187	227	16	1:42.034	22.235	152	48.123	181	31.676	187	226

42 Hoogenboom, NLD									theoretical besttime: 1:42.475								
1	1:55.163	31.514	130	50.860	177	32.789	185	225	9	1:42.805	22.396	149	48.707	180	31.702	185	223
2	1:46.785	22.903	151	50.460	174	33.422	184	225	10	1:42.982	22.297	149	48.753	180	31.932	183	220
3	1:43.060	22.441	148	49.015	179	31.604	185	222	11	1:42.649	22.304	149	48.743	180	31.602	185	223
4	1:42.799	22.293	148	48.792	180	31.714	185	223	12	1:42.778	22.281	149	48.694	180	31.803	184	220
5	1:43.720	22.328	149	49.352	180	32.040	185	220	13	1:43.258	22.448	149	49.071	181	31.739	184	222
6	1:44.341	22.321	150	49.788	176	32.232	185	221	14	1:43.093	22.469	149	48.950	181	31.674	184	221
7	1:42.736	22.394	150	48.592	180	31.750	186	224	15	1:42.972	22.356	149	48.836	180	31.780	184	221
8	1:42.991	22.378	151	48.875	180	31.738	184	222	16	1:43.424	22.539	149	48.728	179	32.157	184	221



ADAC Formel 4

Sector List Race 2

Provisional



Hockenheimring, Length: 4574m

Air temperature: 24.35°C

Track temperature: 31.95°C

Weather condition: Dry

DMSB Reg. Nr.: 282/17

Saturday, September 23, 2017 14:45:00

Lap	Time	SE1	SP1	SE2	SP2	SE3	SP3	TSP	Lap	Time	SE1	SP1	SE2	SP2	SE3	SP3	TSP
44	Vips, ITA								theoretical besttime: 1:41.767								
1	1:53.009	30.691	150	50.176	177	32.142	186	223	9	1:42.411	22.204	150	48.869	181	31.338	187	223
2	1:42.923	22.380	151	48.662	181	31.881	186	224	10	1:42.027	22.215	151	48.379	181	31.433	186	222
3	1:42.883	22.539	151	48.657	182	31.687	187	225	11	1:41.902	22.216	151	48.378	182	31.308	185	222
4	1:42.183	22.387	151	48.296	182	31.500	188	225	12	1:42.422	22.276	151	48.824	180	31.322	186	222
5	1:42.149	22.243	151	48.271	183	31.635	187	223	13	1:42.059	22.245	151	48.522	181	31.292	187	222
6	1:42.622	22.302	151	48.451	180	31.869	186	225	14	1:41.937	22.294	151	48.320	182	31.323	185	223
7	1:43.592	22.418	148	49.263	177	31.911	185	224	15	1:42.104	22.288	150	48.406	181	31.410	187	222
8	1:42.282	22.218	150	48.575	181	31.489	185	221	16	1:42.599	22.292	151	48.724	181	31.583	186	223

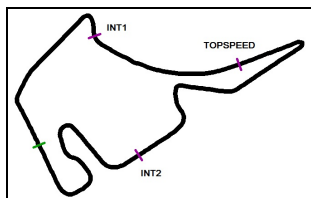
79	Malukas, LTU								theoretical besttime: 1:43.284								
1	2:26.760	1:00.888	114	51.875	175	33.997	181	193	3	1:43.355	22.573	148	49.020	180	31.762	184	218
2	1:43.919	22.836	150	49.252	180	31.831	183	219	4	1:48.055	22.618	151	48.949	179	36.488	54	219

80	Estner, DEU								theoretical besttime: 1:41.661								
1	1:55.896	31.030	136	52.366	175	32.500	185	221	9	1:41.790	22.162	151	48.260	183	31.368	186	223
2	1:46.826	22.938	151	49.810	180	34.078	185	224	10	1:42.639	22.305	149	49.004	182	31.330	185	224
3	1:42.993	22.499	149	48.894	180	31.600	184	223	11	1:41.999	22.260	151	48.395	182	31.344	186	222
4	1:42.367	22.272	151	48.340	181	31.755	186	225	12	1:41.863	22.191	151	48.351	182	31.321	186	223
5	1:42.677	22.432	151	48.644	180	31.601	186	225	13	1:41.834	22.130	151	48.419	182	31.285	187	222
6	1:42.197	22.247	151	48.532	181	31.418	186	221	14	1:41.894	22.217	151	48.256	183	31.421	184	224
7	1:42.490	22.258	151	48.861	181	31.371	185	225	15	1:43.478	22.246	152	49.576	180	31.656	185	225
8	1:41.945	22.227	151	48.295	181	31.423	186	223	16	1:42.793	22.268	151	48.246	183	32.279	182	225

81	Waldherr, DEU								theoretical besttime: 1:41.889								
1	2:10.201	29.081	149	55.356	96	45.764	55	220	5	1:42.209	22.216	153	48.441	182	31.552	186	226
2	2:22.565	1:01.144	150	49.443	180	31.978	184	220	6	1:42.363	22.486	152	48.447	182	31.430	186	225
3	1:42.438	22.390	151	48.449	182	31.599	187	221	7		22.648	151	48.280	182			222
4	1:41.983	22.237	152	48.353	181	31.393	186	221									

98	Piro, DEU								theoretical besttime: 1:41.997								
1	1:54.833	31.241	148	50.464	179	33.128	184	221	9	1:42.487	22.293	151	48.506	182	31.688	185	223
2	1:45.182	22.628	150	50.264	179	32.290	185	224	10	1:42.773	22.338	150	48.804	182	31.631	187	225
3	1:42.796	22.447	150	48.811	181	31.538	186	221	11	1:42.510	22.296	151	48.643	182	31.571	187	223
4	1:42.680	22.311	151	48.752	181	31.617	187	222	12	1:43.003	22.206	148	49.086	179	31.711	187	224
5	1:44.341	22.283	151	49.575	181	32.483	186	222	13	1:42.371	22.438	151	48.253	181	31.680	187	225
6	1:42.549	22.398	151	48.403	182	31.748	186	225	14	1:42.510	22.370	150	48.484	182	31.656	184	224
7	1:43.816	22.517	151	49.623	182	31.676	187	225	15	1:42.656	22.430	150	48.353	181	31.873	187	224
8	1:42.348	22.387	151	48.411	182	31.550	187	225	16	1:43.571	22.343	152	48.846	183	32.382	186	228

99	Weerts, BEL								theoretical besttime: 1:42.113								
1	1:53.494	31.115	146	50.011	177	32.368	184	225	9	1:42.472	22.372	151	48.633	182	31.467	187	224
2	1:43.598	22.415	151	48.908	181	32.275	183	224	10	1:42.432	22.360	149	48.432	181	31.640	186	225
3	1:42.980	22.445	150	48.800	179	31.735	185	223	11	1:42.434	22.276	151	48.553	181	31.605	185	223
4	1:43.597	22.377	150	49.413	177	31.807	187	220	12	1:42.527	22.262	151	48.661	181	31.604	186	222
5	1:42.498	22.302	151	48.512	180	31.684	186	225	13	1:43.099	22.347	151	49.113	181	31.639	185	222
6	1:42.476	22.324	151	48.498	181	31.654	184	224	14	1:42.357	22.356	151	48.388	182	31.613	185	225
7	1:42.348	22.307	150	48.438	182	31.603	185	222	15	1:43.435	22.456	151	49.225	180	31.754	185	222
8	1:42.436	22.369	151	48.384	182	31.683	187	224	16	1:43.415	22.341	151	48.539	182	32.535	181	223



ADAC Formel 4

Top speed list Race 2

Provisional

DMSB Reg. Nr.: 282/17

Saturday, September 23, 2017 14:45:00



Hockenheimring, Length: 4574m

Air temperature: 24.35°C

Track temperature: 31.95°C

Weather condition: Dry

#	Name (NAT)	Team	Car name	Speed	Lap	Race time
7	Oliver Söderström (SWE)	ADAC Berlin-Brandenburg e.V. (DEU)	ADAC Formel 4 powered by Abarth	234.27	2	2:32.622
1	Felipe Drugovich (ITA)	Van Amersfoort Racing (NLD)	ADAC Formel 4 powered by Abarth	231.75	2	2:34.576
4	Sophia Flörsch (DEU)	ADAC Berlin-Brandenburg e.V. (DEU)	ADAC Formel 4 powered by Abarth	230.27	6	9:18.571
3	Louis Gachot (GBR)	Van Amersfoort Racing (NLD)	ADAC Formel 4 powered by Abarth	230.27	9	14:28.381
9	Marcus Armstrong (ITA)	Prema Powerteam SRL (ITA)	ADAC Formel 4 powered by Abarth	229.29	2	2:32.543
98	Cedric Piro (DEU)	Team Piro Sports Interdental (DEU)	ADAC Formel 4 powered by Abarth	228.81	16	26:33.355
18	Julian Hanses (DEU)	US Racing (DEU)	ADAC Formel 4 powered by Abarth	228.32	2	2:28.197
41	Artem Petrov (ITA)	Van Amersfoort Racing (NLD)	ADAC Formel 4 powered by Abarth	228.32	12	19:34.921
2	Frederik Vesti (DNK)	Van Amersfoort Racing (NLD)	ADAC Formel 4 powered by Abarth	227.84	1	42.627
11	Mick Wishofer (AUT)	Lechner Racing (AUT)	ADAC Formel 4 powered by Abarth	227.36	1	47.003
6	Tom Beckhäuser (CZE)	ADAC Berlin-Brandenburg e.V. (DEU)	ADAC Formel 4 powered by Abarth	226.89	6	9:34.210
81	Michael Waldherr (DEU)	Neuhauser Racing Team (AUT)	ADAC Formel 4 powered by Abarth	226.41	5	8:33.673
33	Jonathan Aberdein (DEU)	Motopark (DEU)	ADAC Formel 4 powered by Abarth	226.41	11	17:47.743
13	Fabio Scherer (CHE)	US Racing (DEU)	ADAC Formel 4 powered by Abarth	225.94	1	43.690
80	Andreas Estner (DEU)	Neuhauser Racing Team (AUT)	ADAC Formel 4 powered by Abarth	225.94	7	11:09.456
28	Kim Luis Schramm (DEU)	US Racing (DEU)	ADAC Formel 4 powered by Abarth	225.94	9	14:24.897
99	Charles Weerts (BEL)	Motopark (DEU)	ADAC Formel 4 powered by Abarth	225.46	1	45.661
42	Leonard Hoogenboom (NLD)	Motopark (DEU)	ADAC Formel 4 powered by Abarth	225.46	2	2:32.356
44	Juri Vips (ITA)	Prema Powerteam SRL (ITA)	ADAC Formel 4 powered by Abarth	225.46	3	4:12.801
27	Nicklas Nielsen (DNK)	US Racing (DEU)	ADAC Formel 4 powered by Abarth	225.00	2	2:26.538
10	Richard Wagner (DEU)	Lechner Racing (AUT)	ADAC Formel 4 powered by Abarth	224.06	1	47.835
5	Lirim Zendeli (DEU)	ADAC Berlin-Brandenburg e.V. (DEU)	ADAC Formel 4 powered by Abarth	223.60	9	14:23.891
25	Doureid Ghattas (DEU)	Team Piro Sports Interdental (DEU)	ADAC Formel 4 powered by Abarth	221.31	14	23:26.666
79	David Malukas (LTU)	Motopark (DEU)	ADAC Formel 4 powered by Abarth	219.51	2	3:04.200