

Seat Leon Eurocup

Result List Race 2

Provisional

Nürburgring, Length: 5137 m

Air temperature: 17.3°C

Track temperature: 27.4°C

Weather condition: Dry



Sunday 20.9.2015 12:05

started : 26 classified : 25 not classified : 1

	Cl.	Drivers	Team	Car	Laps	Total Time	Gap	Kph	Lap	Time	Kph
1	22	A.Morgan	Baporo Motorsport	Seat Leon Cup Racer	12	27:14.486		135,8	4	2:09.737	142,5
2	61	M.Dablander	Seat Austria	Seat Leon Cup Racer	12	27:14.725	0.239	135,8	4	2:09.572	142,7
3	33	J.Oriola	Target, SRL	Seat Leon Cup Racer	12	27:15.870	1.384	135,7	4	2:09.727	142,6
4	28	F.Rueda	Monlau Competicion	Seat Leon Cup Racer	12	27:16.307	1.821	135,6	5	2:10.386	141,8
5	8	S.Williams	Wolf-Power Racing	Seat Leon Cup Racer	12	27:23.841	9.355	135,0	4	2:09.765	142,5
6	6	M.Azcona	PCR Sport	Seat Leon Cup Racer	12	27:23.922	9.436	135,0	4	2:09.131	143,2
7	10	M.Hernandez	Target, SRL	Seat Leon Cup Racer	12	27:24.894	10.408	134,9	4	2:10.001	142,3
8	20	L.Da Veiga	Lourenco Beirao Da Veiga	Seat Leon Cup Racer	12	27:26.318	11.832	134,8	4	2:10.057	142,2
9	9	L.Cypriano	Lucile Cypriano	Seat Leon Cup Racer	12	27:26.798	12.312	134,8	4	2:10.233	142,0
10	11	J.Schmarl	Target, SRL	Seat Leon Cup Racer	12	27:27.335	12.849	134,7	5	2:10.616	141,6
11	5	T.Mourgues	Thibaut Mourgues	Seat Leon Cup Racer	12	27:27.752	13.266	134,7	5	2:10.247	142,0
12	2	M.Giao	Baporo Motorsport	Seat Leon Cup Racer	12	27:28.153	13.667	134,6	4	2:09.953	142,3
13	24	A.Gugger	Target, SRL	Seat Leon Cup Racer	12	27:28.495	14.009	134,6	4	2:10.582	141,6
14	19	A.Tassi	B3 Hungary KFT	Seat Leon Cup Racer	12	27:30.693	16.207	134,4	4	2:10.742	141,4
15	45	G.Mondron	Guillaume Mondron	Seat Leon Cup Racer	12	27:31.276	16.790	134,4	4	2:10.493	141,7
16	3	J.Briche	Julien Briche	Seat Leon Cup Racer	12	27:32.034	17.548	134,3	4	2:09.559	142,7
17	23	S.Zanini	Stefano Zanini	Seat Leon Cup Racer	12	27:32.228	17.742	134,3	4	2:10.794	141,4
18	67	M.Pellegrini	Marco Pellegrini	Seat Leon Cup Racer	12	27:37.923	23.437	133,9	4	2:11.709	140,4
19	16	P.Chaumat	Pierre Etienne Chaumat	Seat Leon Cup Racer	12	27:38.352	23.866	133,8	4	2:10.919	141,3
20	77	J.Navarro	Jean-Laurent Navarro	Seat Leon Cup Racer	12	27:40.245	25.759	133,7	4	2:10.856	141,3
21	4	J.Font	Monlau Competicion	Seat Leon Cup Racer	12	27:42.226	27.740	133,5	4	2:11.336	140,8
22	21	M.Baus-Coppens	Marie Baus-Coppens	Seat Leon Cup Racer	12	27:43.378	28.892	133,4	4	2:11.044	141,1
23	88	F.Crocker	Finlay Crocker	Seat Leon Cup Racer	12	27:50.034	35.548	132,9	4	2:11.456	140,7
24	87	E.Bus	B3 Hungary KFT	Seat Leon Cup Racer	12	27:55.759	41.273	132,4	4	2:11.854	140,3
25	34	S.Paulsen	Stian Paulsen Racing	Seat Leon Cup Racer	11	25:11.728	1 LAP	134,6	4	2:09.159	143,2

not classified

1	P.Rosell	Baporo Motorsport	Seat Leon Cup Racer
---	----------	-------------------	---------------------

Fastest lap of the race. Car 6 driver Azcona on lap 4. Time 2:09.131, average speed 143,2 km/h.

Publications Time:

Race Director:

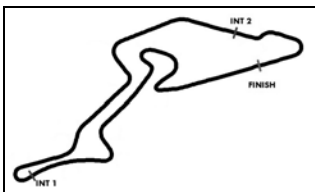
Time Keeping:

BLANCPAIN Timing

ver: 1.0

Page 1/ 1 printed: 20.9.2015 12:48





Seat Leon Eurocup

Lap chart Race 2

Provisional

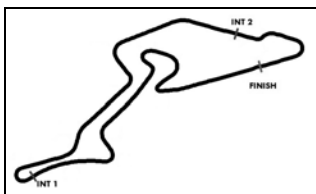


Nürburgring, Length: 5137 m

Sunday 20.9.2015 12:05

POS	1	2	3	4	5	6	7	8	9	10	11	12	13	14	15	16	17	18	19	20	21	22	23	24	25	26	27
LAP 1	22	61	28	33	8	6	34	10	20	9	3	2	11	67	19	16	45	24	23	5	4	88	21	87	77		
LAP 2	22	61	28	33	8	6	34	10	20	9	3	2	11	67	19	16	45	24	23	5	4	88	21	87	77		
LAP 3	22	61	28	33	8	6	34	10	20	9	3	2	11	67	19	16	45	24	23	5	4	88	21	87	77		
LAP 4	22	61	33	28	8	6	34	10	20	3	9	2	11	19	67	16	45	24	23	5	4	88	21	77	87		
LAP 5	22	61	33	28	8	34	6	10	20	3	9	2	11	19	45	24	5	67	23	4	21	77	87	16	88		
LAP 6	22	61	33	28	8	6	10	34	20	9	3	2	11	19	45	5	24	23	67	4	77	21	87	16	88		
LAP 7	22	61	33	28	8	6	34	10	20	9	3	2	11	19	45	5	24	23	67	4	77	21	16	87	88		
LAP 8	22	61	33	28	6	8	34	10	20	9	3	2	11	19	45	5	24	23	67	4	77	16	21	88	87		
LAP 9	22	61	33	28	8	6	34	10	20	9	3	2	11	19	45	5	24	23	67	4	77	16	21	88	87		
LAP 10	22	61	33	28	8	6	34	10	20	9	3	11	2	19	5	24	45	23	67	77	16	4	21	88	87		
LAP 11	22	61	33	28	8	6	34	10	20	9	11	5	2	24	3	19	45	23	67	16	77	4	21	88	87		
LAP 12	22	61	33	28	8	6	10	20	9	11	5	2	24	19	45	3	23	67	16	77	4	21	88	87			

. - PIT STOP ' - LAP BEHIND



Seat Leon Eurocup

Lap analysis Race 2

Provisional

Nürburgring, Length: 5137 m

Air temperature: 17.3°C

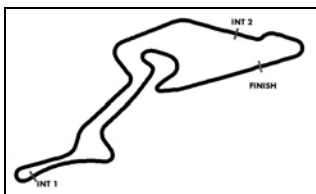
Track temperature: 27.4°C

Weather condition: Dry



Sunday 20.9.2015 12:05

Lap	Time	SE1	SP1	SE2	SP2	SE3	SP3	Lap	Time	SE1	SP1	SE2	SP2	SE3	SP3
1 Pol Rosell, ESP ,								theoretical besttime:							
0	1:01.427	202													
2 Manuel Giao, PRT ,								theoretical besttime: 2:09.953							
1	2:16.072	1:02.913	202	48.566	220	24.593	148	7	2:11.619	1:00.277	204	47.587	222	23.755	171
2	2:48.555	1:20.949	102	58.927	105	28.679	85	8	2:12.263	1:00.634	205	47.884	220	23.745	170
3	2:34.989	1:15.227	102	56.383	193	23.379	171	9	2:12.116	1:00.645	204	47.735	221	23.736	170
4	2:09.953	59.798	207	46.890	220	23.265	170	10	2:13.017	1:01.528	205	47.897	221	23.592	171
5	2:11.203	1:00.515	202	47.421	219	23.267	171	11	2:14.599	1:00.878	207	49.931	220	23.790	169
6	2:11.253	1:00.143	205	47.474	222	23.636	170	12	2:12.514	1:01.074	196	47.672	221	23.768	170
3 Julien Briche, FRA ,								theoretical besttime: 2:09.559							
1	2:15.859	1:03.399	201	48.098	216	24.362	155	7	2:11.954	1:00.347	201	47.930	220	23.677	169
2	2:48.239	1:20.441	104	59.081	116	28.717	86	8	2:12.122	1:00.534	203	47.881	220	23.707	170
3	2:34.855	1:15.331	101	56.160	194	23.364	171	9	2:12.179	1:00.714	206	47.803	219	23.662	170
4	2:09.559	59.432	206	47.047	221	23.080	170	10	2:12.621	1:01.069	204	47.868	219	23.684	169
5	2:10.890	1:00.057	206	47.352	221	23.481	171	11	2:16.416	1:03.623	202	48.457	220	24.336	170
6	2:11.994	1:00.822	204	47.726	220	23.446	170	12	2:15.346	1:01.157	202	48.250	220	25.939	167
4 Jaume Font, ESP ,								theoretical besttime: 2:11.336							
1	2:19.520	1:06.329	177	47.986	218	25.205	108	7	2:11.970	1:00.600	200	47.671	217	23.699	171
2	2:55.718	1:26.777	119	57.103	121	31.838	114	8	2:13.127	1:00.528	199	48.025	215	24.574	170
3	2:29.609	1:14.017	123	51.710	201	23.882	171	9	2:13.443	1:01.046	187	48.314	216	24.083	168
4	2:11.336	1:00.327	196	47.483	218	23.526	170	10	2:14.508	1:01.512	198	48.031	216	24.965	168
5	2:12.007	1:00.683	195	47.699	218	23.625	170	11	2:14.323	1:01.936	198	48.474	217	23.913	170
6	2:12.048	1:00.570	201	47.696	218	23.782	169	12	2:14.617	1:01.573	199	49.009	216	24.035	159
5 Thibaut Mourgues, FRA ,								theoretical besttime: 2:09.937							
1	2:19.248	1:06.027	193	48.079	219	25.142	108	7	2:11.444	1:00.537	200	47.240	220	23.667	170
2	2:55.287	1:26.158	121	57.259	120	31.870	113	8	2:11.888	1:01.131	204	47.208	218	23.549	170
3	2:29.663	1:13.917	128	51.849	190	23.897	170	9	2:11.272	1:00.216	205	47.393	220	23.663	170
4	2:10.745	59.820	197	47.648	217	23.277	169	10	2:12.182	1:00.818	203	47.685	219	23.679	170
5	2:10.247	1:00.130	206	46.897	220	23.220	170	11	2:12.674	1:00.891	202	48.117	213	23.666	169
6	2:10.453	1:00.100	204	47.002	218	23.351	171	12	2:12.649	1:01.017	201	47.754	221	23.878	169
6 Mikel Azcona, ESP ,								theoretical besttime: 2:09.131							
1	2:13.628	1:01.653	200	48.463	218	23.512	150	7	2:10.588	59.950	204	47.118	219	23.520	171
2	2:46.259	1:17.860	126	58.493	136	29.906	99	8	2:13.253	1:00.877	197	48.209	210	24.167	168
3	2:36.392	1:14.257	132	58.928	185	23.207	171	9	2:13.084	1:00.697	202	48.862	215	23.525	168
4	2:09.131	59.623	205	46.449	220	23.059	171	10	2:12.571	1:00.989	201	47.988	217	23.594	170
5	2:11.612	1:00.223	201	47.626	219	23.763	169	11	2:14.253	1:01.426	197	48.902	217	23.925	169
6	2:10.328	1:00.141	203	46.969	218	23.218	170	12	2:12.823	1:01.529	202	47.610	216	23.684	170
8 Shane Anthony Williams, RSA ,								theoretical besttime: 2:09.765							
1	2:12.721	1:01.503	201	48.070	217	23.148	171	7	2:11.242	1:00.272	206	47.454	218	23.516	170
2	2:46.045	1:16.150	154	59.448	159	30.447	114	8	2:14.003	1:01.298	201	48.167	215	24.538	171
3	2:36.537	1:14.000	150	58.783	193	23.754	171	9	2:12.264	1:00.811	206	47.945	215	23.508	169
4	2:09.765	59.608	204	46.849	219	23.308	170	10	2:12.718	1:01.337	187	47.656	215	23.725	170
5	2:10.948	1:00.484	193	47.106	218	23.358	170	11	2:14.318	1:01.616	187	48.633	216	24.069	168
6	2:10.308	59.814	206	46.974	219	23.520	171	12	2:12.972	1:01.413	203	47.533	215	24.026	167
9 Lucile Cypriano, FRA ,								theoretical besttime: 2:10.096							
1	2:15.623	1:03.339	198	48.229	222	24.055	146	7	2:11.953	1:00.451	201	47.814	220	23.688	171
2	2:48.066	1:19.958	113	58.538	125	29.570	79	8	2:11.960	1:00.686	203	47.566	223	23.708	170
3	2:35.003	1:14.953	110	56.664	188	23.386	171	9	2:11.920	1:00.838	200	47.537	220	23.545	171
4	2:10.233	1:00.152	206	46.786	224	23.295	171	10	2:12.344	1:00.869	203	47.716	220	23.759	170
5	2:10.816	1:00.015	202	47.402	222	23.399	172	11	2:14.337	1:01.213	201	48.294	221	24.830	163
6	2:11.071	1:00.487	202	47.208	220	23.376	171	12	2:13.472	1:01.765	198	47.959	220	23.748	169



Seat Leon Eurocup

Lap analysis Race 2

Provisional

Nürburgring, Length: 5137 m

Air temperature: 17.3°C

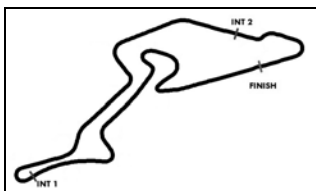
Track temperature: 27.4°C

Weather condition: Dry



Sunday 20.9.2015 12:05

Lap	Time	SE1	SP1	SE2	SP2	SE3	SP3	Lap	Time	SE1	SP1	SE2	SP2	SE3	SP3
10 Mauricio Hernandez, CRC ,								theoretical besttime: 2:09.905							
1	2:14.453	1:01.931	200	48.866	217	23.656	138	7	2:12.717	1:01.178	197	47.898	217	23.641	169
2	2:47.948	1:19.072	119	59.041	125	29.835	85	8	2:11.769	1:00.339	201	47.768	214	23.662	171
3	2:35.175	1:14.451	112	57.033	189	23.691	170	9	2:11.792	1:00.281	201	47.885	215	23.626	170
4	2:10.001	59.781	201	46.959	219	23.261	170	10	2:12.369	1:00.732	201	47.706	217	23.931	169
5	2:10.660	59.685	204	47.388	218	23.587	170	11	2:14.332	1:01.140	197	48.885	215	24.307	170
6	2:11.084	59.904	204	47.365	218	23.815	166	12	2:12.594	1:01.128	199	47.608	217	23.858	169
11 Jürgen Schmarl, AUT ,								theoretical besttime: 2:10.475							
1	2:16.530	1:03.790	201	47.983	221	24.757	150	7	2:11.728	1:00.244	203	47.609	221	23.875	171
2	2:49.154	1:21.455	103	58.907	99	28.792	96	8	2:11.942	1:00.343	202	47.781	222	23.818	171
3	2:34.474	1:15.301	116	55.603	192	23.570	172	9	2:12.088	1:00.578	201	47.757	222	23.753	171
4	2:10.631	59.727	205	47.355	220	23.549	172	10	2:12.239	1:00.746	198	47.949	219	23.544	171
5	2:10.616	59.829	205	47.394	220	23.393	172	11	2:12.936	1:00.857	200	47.961	218	24.118	170
6	2:11.138	1:00.088	205	47.443	220	23.607	172	12	2:13.859	1:01.989	194	48.034	220	23.836	169
16 Pierre Etienne Chamat, FRA ,								theoretical besttime: 2:09.898							
1	2:17.574	1:04.309	193	48.222	222	25.043	142	7	2:13.287	1:01.959	198	47.762	219	23.566	169
2	2:51.084	1:22.928	98	59.188	117	28.968	121	8	2:12.530	1:00.740	194	48.188	220	23.602	170
3	2:33.175	1:15.384	148	54.287	207	23.504	172	9	2:11.509	1:00.304	197	47.769	217	23.436	171
4	2:10.919	59.740	198	47.550	221	23.629	168	10	2:12.558	1:00.642	197	47.866	219	24.050	169
5	2:18.785	1:08.627	202	46.987	219	23.171	171	11	2:13.169	1:01.716	203	47.792	216	23.661	170
6	2:11.562	1:00.226	200	47.535	219	23.801	172	12	2:12.200	1:00.557	196	47.969	218	23.674	167
19 Attila Tassi, HUN ,								theoretical besttime: 2:10.696							
1	2:17.397	1:05.057	196	47.760	222	24.580	142	7	2:11.088	1:00.136	201	47.515	218	23.437	169
2	2:50.500	1:22.413	96	59.053	105	29.034	120	8	2:11.838	1:00.592	202	47.484	218	23.762	170
3	2:33.359	1:14.810	120	54.769	199	23.780	170	9	2:11.558	1:00.352	199	47.490	218	23.716	169
4	2:10.742	1:00.006	202	47.253	218	23.483	169	10	2:12.183	1:00.898	202	47.640	220	23.645	170
5	2:11.100	1:00.035	198	47.565	218	23.500	170	11	2:15.852	1:01.459	201	50.729	219	23.664	170
6	2:11.823	1:00.567	200	47.616	217	23.640	170	12	2:13.253	1:00.970	201	47.851	221	24.432	168
20 Lourenco Beirao Da Veiga, PRT ,								theoretical besttime: 2:10.057							
1	2:15.240	1:02.461	197	48.650	219	24.129	144	7	2:12.468	1:00.956	198	47.841	220	23.671	171
2	2:47.844	1:19.238	105	58.795	135	29.811	85	8	2:11.881	1:00.573	202	47.668	221	23.640	171
3	2:34.953	1:14.574	106	57.046	194	23.333	172	9	2:11.853	1:00.677	201	47.626	219	23.550	171
4	2:10.057	59.554	205	47.261	220	23.242	172	10	2:12.306	1:00.700	202	47.760	220	23.846	171
5	2:10.805	1:00.076	204	47.357	220	23.372	172	11	2:14.405	1:01.106	204	48.728	217	24.571	171
6	2:11.053	1:00.073	202	47.507	220	23.473	171	12	2:13.453	1:01.600	195	48.141	218	23.712	171
21 Marie Baus-Coppens, FRA ,								theoretical besttime: 2:11.044							
1	2:21.068	1:06.917	168	48.534	224	25.617	91	7	2:13.240	1:01.726	199	47.941	219	23.573	171
2	2:55.639	1:26.643	116	57.060	121	31.936	120	8	2:13.645	1:01.058	199	48.601	211	23.986	170
3	2:29.388	1:14.004	129	51.295	192	24.089	171	9	2:13.015	1:01.194	194	48.406	219	23.415	171
4	2:11.044	1:00.288	196	47.386	221	23.370	171	10	2:13.370	1:01.586	203	47.924	219	23.860	168
5	2:11.912	1:00.632	197	47.610	220	23.670	171	11	2:14.505	1:01.186	201	49.092	213	24.227	166
6	2:13.516	1:00.640	198	47.807	221	25.069	170	12	2:13.036	1:01.459	201	47.802	219	23.775	169
22 Alexander Morgan, GBR ,								theoretical besttime: 2:09.737							
1	2:09.802	59.098	200	47.209	214	23.495	169	7	2:11.345	1:00.439	203	47.343	216	23.563	170
2	2:43.307	1:14.308	132	59.380	140	29.619	143	8	2:11.476	1:00.271	203	47.593	215	23.612	169
3	2:39.322	1:13.745	146	1:02.017	190	23.560	170	9	2:11.606	1:00.505	204	47.453	215	23.648	169
4	2:09.737	59.537	202	46.948	216	23.252	170	10	2:11.916	1:00.487	204	47.568	215	23.861	169
5	2:10.327	59.823	203	47.175	215	23.329	170	11	2:12.360	1:00.622	204	47.940	216	23.798	170
6	2:10.932	1:00.111	204	47.263	216	23.558	170	12	2:12.356	1:00.784	204	47.758	215	23.814	168



Seat Leon Eurocup

Lap analysis Race 2

Provisional

Nürburgring, Length: 5137 m

Air temperature: 17.3°C

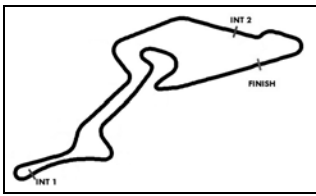
Track temperature: 27.4°C

Weather condition: Dry



Sunday 20.9.2015 12:05

Lap	Time	SE1	SP1	SE2	SP2	SE3	SP3	Lap	Time	SE1	SP1	SE2	SP2	SE3	SP3
23 Stefano Zanini, MCO ,								theoretical besttime: 2:10.536							
1	2:19.027	1:05.777	190	47.945	220	25.305	110	7	2:11.719	1:00.214	203	47.980	215	23.525	171
2	2:52.133	1:23.685	104	59.186	112	29.262	111	8	2:12.090	1:00.636	200	47.852	216	23.602	171
3	2:32.680	1:16.150	153	52.753	182	23.777	171	9	2:11.418	1:00.358	202	47.602	217	23.458	170
4	2:10.794	59.968	202	47.632	219	23.194	170	10	2:11.806	1:00.758	203	47.508	217	23.540	170
5	2:12.080	1:00.930	201	47.723	217	23.427	171	11	2:14.111	1:01.081	202	49.179	211	23.851	170
6	2:11.105	1:00.469	202	47.374	217	23.262	170	12	2:13.265	1:00.777	202	47.659	220	24.829	168
24 Andrina Gugger, CHE ,								theoretical besttime: 2:10.582							
1	2:18.791	1:05.495	200	47.682	224	25.614	122	7	2:11.158	1:00.303	206	47.292	221	23.563	171
2	2:51.734	1:23.100	109	59.371	120	29.263	112	8	2:11.987	1:00.935	201	47.587	221	23.465	170
3	2:32.388	1:15.981	145	52.985	203	23.422	172	9	2:11.398	1:00.578	206	47.331	220	23.489	170
4	2:10.582	1:00.165	203	47.101	221	23.316	171	10	2:12.499	1:00.561	202	47.811	221	24.127	170
5	2:11.106	1:00.461	205	47.295	220	23.350	171	11	2:13.017	1:00.711	201	48.403	222	23.903	170
6	2:11.807	1:00.483	204	47.993	220	23.331	170	12	2:12.028	1:00.743	202	47.584	223	23.701	171
28 Fran Rueda, ESP ,								theoretical besttime: 2:10.006							
1	2:11.061	1:00.016	199	47.289	219	23.756	159	7	2:11.009	1:00.030	203	47.460	220	23.519	172
2	2:44.801	1:15.634	149	59.029	157	30.138	132	8	2:11.478	1:00.255	200	47.592	220	23.631	172
3	2:38.334	1:13.673	153	1:01.053	192	23.608	171	9	2:11.559	1:00.454	199	47.573	220	23.532	171
4	2:10.426	1:00.348	205	46.808	220	23.270	172	10	2:11.914	1:00.545	199	47.729	219	23.640	171
5	2:10.386	1:00.006	205	47.031	219	23.349	171	11	2:12.340	1:00.502	201	48.100	219	23.738	171
6	2:10.625	59.928	204	47.231	220	23.466	171	12	2:12.374	1:00.624	205	48.022	219	23.728	170
33 Jordi Oriola, ESP ,								theoretical besttime: 2:09.696							
1	2:11.682	1:01.094	200	47.267	216	23.321	164	7	2:11.106	1:00.273	201	47.276	217	23.557	170
2	2:45.544	1:15.889	140	59.302	161	30.353	115	8	2:11.574	1:00.401	201	47.585	217	23.588	170
3	2:37.291	1:13.895	161	59.915	193	23.481	171	9	2:11.536	1:00.557	203	47.354	216	23.625	169
4	2:09.727	59.637	203	46.750	217	23.340	169	10	2:11.858	1:00.570	203	47.549	217	23.739	170
5	2:10.334	1:00.098	203	46.927	217	23.309	170	11	2:12.300	1:00.626	200	47.931	217	23.743	170
6	2:10.442	59.931	203	47.132	218	23.379	171	12	2:12.476	1:00.889	201	47.691	218	23.896	168
34 Stian Paulsen, NOR ,								theoretical besttime: 2:09.159							
1	2:13.925	1:02.174	200	48.213	220	23.538	139	7	2:11.850	1:00.957	203	47.669	214	23.224	169
2	2:47.112	1:18.684	119	59.056	131	29.372	104	8	2:11.735	1:00.497	202	47.764	215	23.474	170
3	2:35.956	1:14.447	118	57.772	190	23.737	171	9	2:11.955	1:00.452	205	47.997	216	23.506	169
4	2:09.159	59.384	204	46.847	220	22.928	171	10	2:12.476	1:00.886	204	47.931	218	23.659	170
5	2:10.753	59.833	206	47.398	221	23.522	168	11	2:14.353	1:01.423	201	48.993	214	23.937	169
6	2:12.454	1:00.722	204	48.105	217	23.627	169								
45 Guillaume Mondron, BEL ,								theoretical besttime: 2:10.048							
1	2:18.437	1:04.729	196	48.008	222	25.700	125	7	2:11.549	1:00.637	203	47.250	218	23.662	168
2	2:51.395	1:22.965	105	59.123	118	29.307	124	8	2:11.376	1:00.278	204	47.444	220	23.654	171
3	2:32.702	1:16.232	130	53.047	203	23.423	172	9	2:11.715	1:00.609	207	47.495	217	23.611	170
4	2:10.493	59.502	204	47.422	221	23.569	171	10	2:14.334	1:00.787	204	48.575	220	24.972	170
5	2:11.304	1:00.740	206	47.123	218	23.441	170	11	2:13.726	1:01.374	206	48.390	221	23.962	168
6	2:10.906	1:00.022	206	47.202	218	23.682	168	12	2:13.339	1:00.794	204	47.795	223	24.750	168
61 Mario Dablander, AUT ,								theoretical besttime: 2:09.572							
1	2:10.256	59.622	199	47.209	215	23.425	160	7	2:11.361	1:00.278	196	47.481	216	23.602	171
2	2:43.814	1:14.955	133	59.249	126	29.610	150	8	2:11.416	1:00.169	200	47.588	216	23.659	170
3	2:39.080	1:14.112	145	1:01.539	190	23.429	171	9	2:11.513	1:00.448	202	47.521	215	23.544	171
4	2:09.572	59.401	198	46.945	217	23.226	172	10	2:11.884	1:00.585	200	47.573	215	23.726	171
5	2:10.259	59.647	200	47.227	216	23.385	171	11	2:12.396	1:00.664	195	47.950	215	23.782	169
6	2:10.833	1:00.024	198	47.172	217	23.637	170	12	2:12.341	1:00.742	200	47.823	216	23.776	166



Seat Leon Eurocup

Lap analysis Race 2

Provisional

Nürburgring, Length: 5137 m

Air temperature: 17.3°C

Track temperature: 27.4°C

Weather condition: Dry



Sunday 20.9.2015 12:05

Lap	Time	SE1	SP1	SE2	SP2	SE3	SP3	Lap	Time	SE1	SP1	SE2	SP2	SE3	SP3
67 Marco Pellegrini, ITA ,								theoretical besttime: 2:11.529							
1	2:16.740	1:04.018	200	48.106	220	24.616	140	7	2:12.403	1:00.772	203	47.882	217	23.749	171
2	2:49.972	1:21.869	107	59.015	99	29.088	108	8	2:13.814	1:01.108	204	48.488	212	24.218	170
3	2:34.162	1:15.172	108	55.045	195	23.945	171	9	2:12.841	1:01.162	205	48.081	215	23.598	169
4	2:11.709	1:00.429	202	47.644	219	23.636	170	10	2:12.916	1:01.189	203	48.125	214	23.602	170
5	2:13.554	1:01.779	204	48.236	217	23.539	171	11	2:12.638	1:01.077	204	47.935	215	23.626	170
6	2:12.482	1:01.347	200	47.679	218	23.456	170	12	2:14.692	1:01.567	203	48.575	213	24.550	168

77 Jean-Laurent Navarro, FRA ,								theoretical besttime: 2:10.856							
1	2:22.599	1:11.532	203	47.050	217	24.017	107	7	2:12.233	1:00.663	197	47.993	215	23.577	171
2	2:55.180	1:26.049	121	57.218	123	31.913	131	8	2:12.325	1:00.885	200	47.794	217	23.646	170
3	2:29.064	1:13.884	119	50.828	202	24.352	169	9	2:12.353	1:00.580	202	47.795	219	23.978	169
4	2:10.856	1:00.006	195	47.494	219	23.356	171	10	2:13.671	1:01.664	203	47.826	218	24.181	169
5	2:12.032	1:00.480	196	47.968	220	23.584	170	11	2:14.112	1:02.177	200	48.156	218	23.779	170
6	2:12.398	1:00.230	196	47.712	222	24.456	169	12	2:13.422	1:01.538	200	48.014	218	23.870	169

87 Edina Bus, HUN ,								theoretical besttime: 2:11.405							
1	2:21.539	1:06.522	176	48.532	219	26.485	86	7	2:15.004	1:02.532	200	48.491	217	23.981	169
2	2:55.948	1:26.758	122	57.213	123	31.977	116	8	2:15.231	1:02.050	200	48.661	216	24.520	168
3	2:28.964	1:13.938	123	50.800	195	24.226	170	9	2:15.316	1:02.337	198	48.855	216	24.124	169
4	2:11.854	1:01.084	199	47.495	220	23.275	171	10	2:15.534	1:02.400	197	48.980	216	24.154	168
5	2:12.029	1:00.875	200	47.633	220	23.521	171	11	2:15.143	1:02.168	195	48.942	215	24.033	168
6	2:12.568	1:00.635	200	47.924	218	24.009	170	12	2:16.629	1:03.168	200	49.124	215	24.337	168

88 Finlay Crocker, GBR ,								theoretical besttime: 2:11.456							
1	2:20.451	1:06.915	186	48.365	221	25.171	86	7	2:12.874	1:01.334	202	47.650	217	23.890	168
2	2:55.446	1:26.401	118	57.155	119	31.890	120	8	2:14.269	1:01.554	205	48.691	218	24.024	168
3	2:29.406	1:14.129	124	51.216	203	24.061	169	9	2:14.113	1:01.972	201	48.216	215	23.925	168
4	2:11.456	1:00.712	203	47.297	218	23.447	169	10	2:15.034	1:02.602	194	48.499	214	23.933	168
5	2:16.519	1:05.691	200	47.380	217	23.448	168	11	2:13.802	1:01.584	200	48.303	215	23.915	168
6	2:12.524	1:00.957	203	47.831	215	23.736	169	12	2:14.140	1:01.942	199	48.275	215	23.923	167