



SEAT LEON EURO CUP

Circuit de Barcelona - Catalunya

Free Practice 1

Classification

Nr.	Driver	Nat	Team	Car	Time	Lap	Total	Gap	Kph
1	24 Andrina GUGGER	CHE	TARGET, SRL		1:55.787	6	10	-	144.7
2	6 Mikel AZCONA	ESP	PCR SPORT		1:56.184	8	10	+0.397	144.2
3	18 Jimmy ANTUNES	FRA	MONLAU COMPETICIÓN		1:56.421	8	10	+0.634	143.9
4	34 Stian PAULSEN	NOR	STIAN PAULSEN RACING		1:56.710	5	8	+0.923	143.6
5	33 Jordi ORIOLA	ESP	TARGET, SRL		1:56.724	3	8	+0.937	143.6
6	10 Mauricio HERNANDEZ	CRI	TARGET, SRL		1:56.961	3	9	+1.174	143.3
7	4 David CEBRIAN	ESP	MONLAU COMPETICIÓN		1:57.013	10	11	+1.226	143.2
8	26 Antonio D'AMICO	ITA	ANTONIO D'AMICO		1:57.120	6	12	+1.333	143.1
9	9 Lucile CYPRIANO	FRA	LUCILE CYPRIANO		1:57.136	4	8	+1.349	143.1
10	2 Manuel GIAO	PRT	BAPORO MOTORSPORT		1:57.150	5	10	+1.363	143.0
11	11 Jürgen SCHMARL	AUT	TARGET, SRL		1:57.290	10	11	+1.503	142.9
12	3 Julien BRICHÉ	FRA	JULIEN BRICHÉ		1:57.602	4	8	+1.815	142.5
13	1 Poi ROSELL	ESP	BAPORO MOTORSPORT		1:57.657	6	14	+1.870	142.4
14	77 Jean-laurent NAVARRO	FRA	JEAN-LAURENT NAVARRO		1:57.758	10	10	+1.971	142.3
15	23 Stefano ZANINI	MCO	STEFANO ZANINI		1:57.762	3	10	+1.975	142.3
16	87 Edina BÚS	HUN	B3 HUNGARY KFT		1:57.903	4	9	+2.116	142.1
17	12 Dejan BULATOVIC	MNE	LEIN RACING		1:58.074	9	10	+2.287	141.9
18	19 Attila TASSI	HUN	B3 HUNGARY KFT		1:58.084	6	11	+2.297	141.9
19	16 Harriet ARRUBARRENA	ESP	PCR SPORT		1:58.150	5	10	+2.363	141.8
20	67 Marco PELLEGRINI	ITA	MARCO PELLEGRINI		1:58.208	6	12	+2.421	141.8
21	13 Amalia VINYES	AND	BAPORO MOTORSPORT		1:58.250	5	12	+2.463	141.7
22	44 Laia SANZ	ESP	SEAT SPORT		1:58.723	5	11	+2.936	141.2
23	61 Mario DABLANDER	AUT	SEAT AUSTRIA		1:58.827	4	10	+3.040	141.0
24	20 Lourenço BEIRÃO DA VEIGA	PRT	LOURENÇO BEIRÃO DA VEIGA		1:58.906	5	9	+3.119	140.9
25	73 Mateu CLEMENT	FRA	MATEU CLEMENT		1:58.913	10	11	+3.126	140.9
26	22 Alexander MORGAN	UK	BAPORO MOTORSPORT		1:59.125	9	10	+3.338	140.7
27	5 Thibaut MOURGUES	FRA	THIBAUT MOURGUES		1:59.585	8	11	+3.798	140.1
28	8 Shane anthony WILLIAMS	ZAF	WOLF-POWER RACING		1:59.898	6	8	+4.111	139.8
29	21 Marie BAUS-COPPENS	FRA	MARIE BAUS-COPPENS		2:00.014	9	11	+4.227	139.6
30	17 Mladen LALUSIC	BIH	LEIN RACING		2:00.367	4	10	+4.580	139.2
31	25 Munkong SATHIENTHIRAKUL	THA	MONLAU COMPETICIÓN		2:01.025	5	11	+5.238	138.5
32	99 Alberto BASSI	ITA	SEAT SPORT		2:01.099	6	11	+5.312	138.4
33	14 Jeremie LESOUDIER	FRA	JEREMIE LESOUDIER		2:01.401	7	11	+5.614	138.0

Fastest Lap	Lap 6	Andrina GUGGER	1:55.787	144.7 Kph
--------------------	-------	----------------	----------	-----------

Published at:

Track Status: **DRY**

Race Director:	Timekeeper:
----------------	-------------



SEAT LEON EUROCUP

Circuit de Barcelona - Catalunya

Free Practice 1

Best Sector Times

SECTOR 1			SECTOR 2		SECTOR 3		Pos	Driver	Ideal Lap	Best Lap
Pos	Driver	Time	Driver	Time	Driver	Time				
1	18 J.ANTUNES	33.565	24 A.GUGGER	44.215	24 A.GUGGER	37.828	1	24 A.GUGGER	1'55.728	1:55.787 (1)
2	2 M.GIAO	33.673	6 M.AZCONA	44.387	26 A.D'AMICO	37.848	2	18 J.ANTUNES	1'56.163	1:56.421 (3)
3	6 M.AZCONA	33.681	34 S.PAULSEN	44.498	33 J.ORIOLA	38.004	3	6 M.AZCONA	1'56.184	1:56.184 (2)
4	19 A.TASSI	33.681	18 J.ANTUNES	44.571	18 J.ANTUNES	38.027	4	33 J.ORIOLA	1'56.613	1:56.724 (5)
5	24 A.GUGGER	33.685	33 J.ORIOLA	44.840	10 M.HERNANDEZ	38.051	5	26 A.D'AMICO	1'56.675	1:57.120 (8)
6	4 D.CEBRIAN	33.711	26 A.D'AMICO	44.848	6 M.AZCONA	38.116	6	34 S.PAULSEN	1'56.710	1:56.710 (4)
7	10 M.HERNANDEZ	33.720	4 D.CEBRIAN	44.873	9 L.CYPRIANO	38.159	7	10 M.HERNANDEZ	1'56.769	1:56.961 (6)
8	11 J.SCHMARL	33.759	11 J.SCHMARL	44.874	1 P.ROSELL	38.226	8	2 M.GIAO	1'56.984	1:57.150 (10)
9	34 S.PAULSEN	33.765	3 J.BRICHÉ	44.932	67 M.PELLEGRINI	38.274	9	4 D.CEBRIAN	1'57.013	1:57.013 (7)
10	33 J.ORIOLA	33.769	2 M.GIAO	44.979	2 M.GIAO	38.332	10	1 P.ROSELL	1'57.128	1:57.657 (13)
11	1 P.ROSELL	33.831	10 M.HERNANDEZ	44.998	20 L.BEIRÃO DA VEIGA	38.373	11	9 L.CYPRIANO	1'57.136	1:57.136 (9)
12	20 L.BEIRÃO DA VEIGA	33.859	9 L.CYPRIANO	45.013	4 D.CEBRIAN	38.429	12	11 J.SCHMARL	1'57.290	1:57.290 (11)
13	23 S.ZANINI	33.921	87 E.BÚS	45.044	3 J.BRICHÉ	38.429	13	3 J.BRICHÉ	1'57.438	1:57.602 (12)
14	9 L.CYPRIANO	33.964	16 H.ARRUABARRENA	45.061	34 S.PAULSEN	38.447	14	16 H.ARRUABARRENA	1'57.653	1:58.150 (19)
15	26 A.D'AMICO	33.979	1 P.ROSELL	45.071	77 J.NAVARRO	38.448	15	23 S.ZANINI	1'57.684	1:57.762 (15)
16	16 H.ARRUABARRENA	34.025	19 A.TASSI	45.127	61 M.DABLANDER	38.517	16	19 A.TASSI	1'57.696	1:58.084 (18)
17	3 J.BRICHÉ	34.077	23 S.ZANINI	45.128	12 D.BULATOVIC	38.551	17	67 M.PELLEGRINI	1'57.700	1:58.208 (20)
18	21 M.BAUS-COPPENS	34.100	77 J.NAVARRO	45.160	16 H.ARRUABARRENA	38.567	18	77 J.NAVARRO	1'57.758	1:57.758 (14)
19	87 E.BÚS	34.142	67 M.PELLEGRINI	45.229	23 S.ZANINI	38.635	19	20 L.BEIRÃO DA VEIGA	1'57.759	1:58.906 (24)
20	12 D.BULATOVIC	34.147	13 A.VINYES	45.264	11 J.SCHMARL	38.657	20	87 E.BÚS	1'57.903	1:57.903 (16)
21	77 J.NAVARRO	34.150	12 D.BULATOVIC	45.337	13 A.VINYES	38.671	21	12 D.BULATOVIC	1'58.035	1:58.074 (17)
22	8 S.WILLIAMS	34.184	20 L.BEIRÃO DA VEIGA	45.527	87 E.BÚS	38.717	22	13 A.VINYES	1'58.154	1:58.250 (21)
23	67 M.PELLEGRINI	34.197	73 M.CLEMENT	45.543	5 T.MOURGUES	38.759	23	5 T.MOURGUES	1'58.604	1:59.585 (27)
24	44 L.SANZ	34.197	8 S.WILLIAMS	45.555	44 L.SANZ	38.791	24	61 M.DABLANDER	1'58.638	1:58.827 (23)
25	13 A.VINYES	34.219	22 A.MORGAN	45.572	19 A.TASSI	38.888	25	44 L.SANZ	1'58.685	1:58.723 (22)
26	5 T.MOURGUES	34.239	5 T.MOURGUES	45.606	73 M.CLEMENT	39.086	26	73 M.CLEMENT	1'58.913	1:58.913 (25)
27	73 M.CLEMENT	34.284	44 L.SANZ	45.697	22 A.MORGAN	39.126	27	8 S.WILLIAMS	1'59.040	1:59.898 (28)
28	22 A.MORGAN	34.393	61 M.DABLANDER	45.703	21 M.BAUS-COPPENS	39.156	28	22 A.MORGAN	1'59.091	1:59.125 (26)
29	61 M.DABLANDER	34.418	21 M.BAUS-COPPENS	45.993	17 M.LALUSIC	39.244	29	21 M.BAUS-COPPENS	1'59.249	2:00.014 (29)
30	17 M.LALUSIC	34.456	17 M.LALUSIC	46.123	25 M.SATHIENTHIRAKU	39.283	30	17 M.LALUSIC	1'59.823	2:00.367 (30)
31	25 M.SATHIENTHIRAKU	34.530	99 A.BASSI	46.519	8 S.WILLIAMS	39.301	31	99 A.BASSI	2'00.470	2:01.099 (32)
32	99 A.BASSI	34.616	14 J.LESOUDIER	46.836	99 A.BASSI	39.335	32	25 M.SATHIENTHIRAKUL	2'00.707	2:01.025 (31)
33	14 J.LESOUDIER	34.637	25 M.SATHIENTHIRAKU	46.894	14 J.LESOUDIER	39.884	33	14 J.LESOUDIER	2'01.357	2:01.401 (33)



SEAT LEON EUROCUP

Circuit de Barcelona - Catalunya

After Free Practice 1

Event maximum speed

Driver	Team	Car	Class	Top Speed	Lap	Session
9 Lucile CYPRIANO	LUCILE CYPRIANO			239.5	5	Free Practice 1
11 Jürgen SCHMARL	TARGET, SRL			239.5	6	Free Practice 1
21 Marie BAUS-COPPENS	MARIE BAUS-COPPENS			238.4	5	Free Practice 1
99 Alberto BASSI	SEAT SPORT			238.4	7	Free Practice 1
1 Pol ROSELL	BAPORO MOTORSPORT			237.9	12	Free Practice 1
12 Dejan BULATOVIC	LEIN RACING			237.4	6	Free Practice 1
67 Marco PELLEGRINI	MARCO PELLEGRINI			237.4	11	Free Practice 1
4 David CEBRIAN	MONLAU COMPETICIÓN			236.8	9	Private Test 2
5 Thibaut MOURGUES	THIBAUT MOURGUES			236.8	4	Free Practice 1
10 Mauricio HERNANDEZ	TARGET, SRL			236.8	9	Private Test 2
18 Jimmy ANTUNES	MONLAU COMPETICIÓN			236.3	4	Free Practice 1
19 Attila TASSI	B3 HUNGARY KFT			236.3	11	Free Practice 1
24 Andrina GUGGER	TARGET, SRL			236.3	8	Private Test 2
33 Jordi ORIOLA	TARGET, SRL			236.3	4	Free Practice 1
8 Shane anthony WILLIAMS	WOLF-POWER RACING			235.8	4	Free Practice 1
73 Mateu CLEMENT	MATEU CLEMENT			235.8	4	Free Practice 1
14 Jeremie LESOUDIER	JEREMIE LESOUDIER			235.3	5	Free Practice 1
22 Alexander MORGAN	BAPORO MOTORSPORT			235.3	6	Free Practice 1
23 Stefano ZANINI	STEFANO ZANINI			235.3	4	Free Practice 1
25 Munkong SATHIENTHIRAKUL	MONLAU COMPETICIÓN			235.3	5	Free Practice 1
13 Amalia VINYES	BAPORO MOTORSPORT			234.8	10	Free Practice 1
26 Antonio D'AMICO	ANTONIO D'AMICO			234.8	11	Free Practice 1
87 Edina BÚS	B3 HUNGARY KFT			234.8	2	Free Practice 1
3 Julien BRICHÉ	JULIEN BRICHÉ			234.3	5	Free Practice 1
6 Mikel AZCONA	PCR SPORT			234.3	5	Free Practice 1
16 Harriet ARRUBARRENA	PCR SPORT			234.3	5	Free Practice 1
17 Mladen LALUSIC	LEIN RACING			234.3	4	Private Test 2
44 Laia SANZ	SEAT SPORT			234.3	9	Free Practice 1
2 Manuel GIAO	BAPORO MOTORSPORT			233.8	7	Free Practice 1
34 Stian PAULSEN	STIAN PAULSEN RACING			233.8	9	Free Practice 1
20 Lourenço BEIRÃO DA VEIGA	LOURENÇO BEIRÃO DA VEIGA			233.3	6	Free Practice 1
61 Mario DABLANDER	SEAT AUSTRIA			232.8	5	Free Practice 1
77 Jean-laurent NAVARRO	JEAN-LAURENT NAVARRO			231.3	9	Free Practice 1



SEAT LEON EUROCUP

Circuit de Barcelona - Catalunya

Free Practice 1

Fastest Lap Sequence

Practice Time	Driver	Team	Car	Class	Time	Kph	Lap
4:12.112	1 Pol ROSELL	BAPORO MOTORSPORT			1:57.977	142.0	2
13:30.017	6 Mikel AZCONA	PCR SPORT			1:57.650	142.4	4
13:30.372	9 Lucile CYPRIANO	LUCILE CYPRIANO			1:57.136	143.1	4
13:46.519	33 Jordi ORIOLA	TARGET, SRL			1:56.724	143.6	3
18:20.478	34 Stian PAULSEN	STIAN PAULSEN RACING			1:56.710	143.6	5
21:05.628	24 Andrina GUGGER	TARGET, SRL			1:55.787	144.7	6



SEAT LEON EURO CUP

Circuit de Barcelona - Catalunya

Free Practice 1

Analysis

■ Personal Best
 ■ Session Best
 ■ Crossing the finish line in pit lane

Lap	Time	Sector 1	Sector 2	Sector 3	T. Spd	Elapsed	Lap	Time	Sector 1	Sector 2	Sector 3	T. Spd	Elapsed
1 PoI ROSELL ESP BAPORO MOTORSPORT							5 Thibaut MOURGUES FRA THIBAUT MOURGUES						
1	2:14.135	47.982	47.239	38.914	158.1	2:14.135	1	2:47.451	1:05.490	57.593	44.368	108.2	2:47.451
2	1:57.977	34.680	45.071	38.226	227.4	4:12.112	2	2:14.045 B	35.574	45.606	52.865	226.4	5:01.496
3	2:29.101 B	35.220	53.630	1:00.251	230.3	6:41.213	3	6:50.844	5:23.290	47.763	39.791	129.5	11:52.340
4	5:01.460	3:36.105	46.538	38.817	142.3	11:42.673	4	2:00.136	34.239	46.057	39.840	236.8	13:52.476
5	1:58.692	34.099	46.171	38.422	234.3	13:41.365	5	2:12.277 B	38.648	45.756	47.873	220.0	16:04.753
6	1:57.657	33.831	45.363	38.463	236.8	15:39.022	6	5:27.644	3:55.473	51.128	41.043	114.6	21:32.397
7	1:58.032	34.146	45.180	38.706	236.3	17:37.054	7	2:05.623	34.654	52.210	38.759	229.3	23:38.020
8	1:58.444	34.298	45.346	38.800	235.3	19:35.498	8	1:59.585	34.248	45.795	39.542	233.8	25:37.605
9	1:59.059	34.507	45.590	38.962	232.3	21:34.557	9	2:01.642	35.987	46.097	39.558	233.3	27:39.247
10	2:00.457	34.487	46.862	39.108	234.3	23:35.014	10	2:01.204	34.864	46.692	39.648	232.3	29:40.451
11	2:03.067	37.047	46.464	39.556	233.3	25:38.081	11	2:05.580	34.947	50.393	40.240	231.8	31:46.031
12	2:02.569	35.041	48.017	39.511	237.9	27:40.650							
13	2:00.714	34.734	46.193	39.787	235.3	29:41.364							
14	2:03.695	34.754	48.864	40.077	235.8	31:45.059							
2 Manuel GIAO PRT BAPORO MOTORSPORT							6 Mikel AZCONA ESP PCR SPORT						
1	2:34.698	53.780	56.771	44.147	133.8	2:34.698	1	2:49.339	1:07.392	55.180	46.767	93.3	2:49.339
2	2:36.356 B	41.859	55.681	58.816	161.7	5:11.054	2	2:50.515 B	40.232	57.682	1:12.601	182.4	5:39.854
3	8:17.682	6:49.650	48.105	39.927	167.7	13:28.736	3	5:52.513	4:26.463	47.084	38.966	111.1	11:32.367
4	2:01.518	34.254	47.863	39.401	230.3	15:30.254	4	1:57.650	33.977	45.370	38.303	226.9	13:30.017
5	1:57.150	33.673	45.145	38.332	233.3	17:27.404	5	1:57.459	33.822	45.301	38.336	234.3	15:27.476
6	1:57.608	33.779	44.979	38.850	232.3	19:25.012	6	2:10.649 B	34.101	49.347	47.201	229.8	17:38.125
7	2:14.012 B	35.058	48.776	50.178	233.8	21:39.024	7	3:57.860	2:20.126	57.795	39.939	119.2	21:35.985
8	5:02.990	3:28.455	53.438	41.097	129.3	26:42.014	8	1:56.184	33.681	44.387	38.116	231.3	23:32.169
9	2:02.640	34.822	48.140	39.678	232.8	28:44.654	9	1:57.095	33.922	44.811	38.362	229.8	25:29.264
10	1:57.853	33.947	45.411	38.495	233.8	30:42.507	10	2:18.649 B	34.138	53.721	50.790	231.3	27:47.913
3 Julien BRICHÉ FRA JULIEN BRICHÉ							8 Shane anthony WILLIAMS ZAF WOLF-POWER RACING						
1	3:54.648	2:20.157	52.644	41.847	137.8	3:54.648	1	2:51.189	1:10.836	57.178	43.175	139.4	2:51.189
2	2:40.602 B	34.229	53.571	1:12.802	229.3	6:35.250	2	2:18.414 B	34.424	45.555	58.435	230.8	5:09.603
3	5:47.497	4:04.458	56.147	46.892	105.7	12:22.747	3	6:42.251	5:16.147	45.804	40.300	130.9	11:51.854
4	1:57.602	34.102	45.071	38.429	231.8	14:20.349	4	2:06.717 B	34.184	45.716	46.817	235.8	13:58.571
5	2:11.242 B	34.233	47.257	49.752	234.3	16:31.591	5	7:23.846	5:58.965	45.580	39.301	114.3	21:22.417
6	6:26.922	4:58.950	48.328	39.644	137.2	22:58.513	6	1:59.898	34.550	45.912	39.436	228.8	23:22.315
7	1:57.770	34.077	44.932	38.761	231.8	24:56.283	7	2:00.484	34.860	46.007	39.617	228.8	25:22.799
8	2:14.797 B	39.468	48.248	47.081	163.6	27:11.080	8	2:01.653	35.042	46.536	40.075	231.8	27:24.452
4 David CEBRIAN ESP MONLAU COMPETICIÓN							9 Lucile CYPRIANO FRA LUCILE CYPRIANO						
1	2:51.815	1:17.214	51.433	43.168	120.4	2:51.815	1	2:42.613	1:10.535	51.434	40.644	141.2	2:42.613
2	2:11.647 B	34.127	45.448	52.072	232.8	5:03.462	2	2:12.718 B	35.811	46.272	50.635	229.3	4:55.331
3	6:35.745	5:06.692	47.794	41.259	132.0	11:39.207	3	6:37.905	5:09.407	47.721	40.777	150.6	11:33.236
4	1:58.533	34.534	45.562	38.437	231.3	13:37.740	4	1:57.136	33.964	45.013	38.159	233.8	13:30.372
5	1:57.649	33.906	45.092	38.651	233.3	15:35.389	5	2:21.400 B	36.208	52.703	52.489	239.5	15:51.772
6	1:58.570	34.153	45.491	38.926	231.8	17:33.959	6	8:24.524	6:55.663	48.942	39.919	169.5	24:16.296
7	2:12.554 B	37.680	47.389	47.485	210.9	19:46.513	7	1:57.551	33.997	45.013	38.541	232.8	26:13.847
8	3:49.861	2:25.209	45.911	38.741	157.9	23:36.374	8	2:18.679 B	34.544	51.839	52.296	234.3	28:32.526
9	2:12.420	37.465	55.757	39.198	233.8	25:48.794							
10	1:57.013	33.711	44.873	38.429	235.8	27:45.807							
11	1:57.968	33.891	45.286	38.791	233.8	29:43.775							
10 Mauricio HERNANDEZ CRI TARGET, SRL													
1	3:04.925 B	1:15.535	55.432	53.958	106.0	3:04.925	1	3:04.925 B	1:15.535	55.432	53.958	106.0	3:04.925
2	8:56.413	7:22.745	54.456	39.212	129.7	12:01.338	2	8:56.413	7:22.745	54.456	39.212	129.7	12:01.338
3	1:56.961	33.912	44.998	38.051	231.8	13:58.299	3	1:56.961	33.912	44.998	38.051	231.8	13:58.299
4	1:57.973	33.720	45.889	38.364	233.3	15:56.272	4	1:57.973	33.720	45.889	38.364	233.3	15:56.272



SEAT LEON EURO CUP

Circuit de Barcelona - Catalunya

Free Practice 1

Analysis

■ Personal Best
 ■ Session Best
 ■ Crossing the finish line in pit lane

Lap	Time	Sector 1	Sector 2	Sector 3	T. Spd	Elapsed	Lap	Time	Sector 1	Sector 2	Sector 3	T. Spd	Elapsed
5	2:09.951 B	34.198	46.929	48.824	233.3	18:06.223	7	2:01.401	34.637	46.836	39.928	235.3	19:52.829
6	3:41.822	2:12.382	50.236	39.204	149.2	21:48.045	8	2:15.850 B	35.182	46.954	53.714	234.3	22:08.679
7	1:57.327	33.915	45.164	38.248	229.8	23:45.372	9	4:12.216	2:40.584	51.009	40.623	150.2	26:20.895
8	1:57.503	33.842	45.030	38.631	232.3	25:42.875	10	2:04.227	36.420	47.571	40.236	233.8	28:25.122
9	2:08.127 B	34.116	45.275	48.736	233.3	27:51.002	11	2:03.506	35.655	47.382	40.469	232.8	30:28.628

11 Jürgen SCHMARL AUT						
TARGET, SRL						
Lap	Time	Sector 1	Sector 2	Sector 3	T. Spd	Elapsed
1	3:12.586	1:27.662	57.455	47.469	121.1	3:12.586
2	2:39.764 B	35.160	51.989	1:12.615	226.4	5:52.350
3	5:58.935	4:31.808	46.938	40.189	137.8	11:51.285
4	1:58.661	34.294	45.367	39.000	233.8	13:49.946
5	1:59.771	34.616	45.684	39.471	238.4	15:49.717
6	1:59.669	34.788	45.513	39.368	239.5	17:49.386
7	1:59.723	34.267	45.872	39.584	233.3	19:49.109
8	2:11.456 B	34.481	46.030	50.945	233.3	22:00.565
9	5:30.235	4:01.111	49.949	39.175	123.6	27:30.800
10	1:57.290	33.759	44.874	38.657	232.8	29:28.090
11	1:57.719	33.801	45.025	38.893	234.8	31:25.809

12 Dejan BULATOVIC MNE						
LEIN RACING						
Lap	Time	Sector 1	Sector 2	Sector 3	T. Spd	Elapsed
1	3:20.536	1:38.150	57.454	44.932	109.2	3:20.536
2	2:59.061 B	42.989	1:03.702	1:12.370	154.5	6:19.597
3	7:16.080	5:35.161	55.501	45.418	103.0	13:35.677
4	2:13.531	35.071	58.575	39.885	231.3	15:49.208
5	2:03.336	37.283	46.552	39.501	195.3	17:52.544
6	2:01.276	34.880	46.537	39.859	237.4	19:53.820
7	2:18.135 B	34.979	48.471	54.685	237.4	22:11.955
8	3:55.383	2:26.901	49.510	38.972	161.4	26:07.338
9	1:58.074	34.186	45.337	38.551	233.3	28:05.412
10	1:59.606	34.147	45.907	39.552	232.8	30:05.018

13 Amalia VINYES AND						
BAPORO MOTORSPORT						
Lap	Time	Sector 1	Sector 2	Sector 3	T. Spd	Elapsed
1	2:28.260	54.359	51.449	42.452	149.8	2:28.260
2	2:03.342	36.175	46.995	40.172	225.0	4:31.602
3	2:22.611 B	37.660	51.253	53.698	229.8	6:54.213
4	5:44.391	4:13.720	47.270	43.401	164.4	12:38.604
5	1:58.250	34.219	45.360	38.671	231.8	14:36.854
6	2:03.746	35.948	47.145	40.653	233.3	16:40.600
7	1:58.595	34.359	45.264	38.972	231.8	18:39.195
8	2:09.124 B	34.489	45.460	49.175	232.3	20:48.319
9	4:46.518	3:16.547	49.903	40.068	168.0	25:34.837
10	1:59.069	34.265	45.772	39.032	234.8	27:33.906
11	1:59.372	34.269	45.652	39.451	233.8	29:33.278
12	2:00.364	34.524	46.046	39.794	233.8	31:33.642

14 Jeremie LESOUDIER FRA						
JEREMIE LESOUDIER						
Lap	Time	Sector 1	Sector 2	Sector 3	T. Spd	Elapsed
1	3:40.564	1:50.280	1:01.757	48.527	104.5	3:40.564
2	2:41.586 B	41.633	54.087	1:05.866	207.3	6:22.150
3	5:15.125	3:43.638	49.666	41.821	139.7	11:37.275
4	2:07.455	36.902	48.612	41.941	233.3	13:44.730
5	2:03.986	35.428	48.073	40.485	235.3	15:48.716
6	2:02.712	35.700	47.128	39.884	233.3	17:51.428

16 Harriet ARRUBARRENA ESP						
PCR SPORT						
Lap	Time	Sector 1	Sector 2	Sector 3	T. Spd	Elapsed
1	2:55.410	1:09.409	59.456	46.545	108.1	2:55.410
2	2:48.870 B	42.926	52.028	1:13.916	160.0	5:44.280
3	5:55.858	4:25.754	49.030	41.074	122.2	11:40.138
4	1:58.837	34.304	45.820	38.713	233.8	13:38.975
5	1:58.150	34.025	45.185	38.940	234.3	15:37.125
6	1:59.264	34.456	45.563	39.245	233.8	17:36.389
7	2:37.143 B	41.897	56.757	58.489	172.8	20:13.532
8	3:53.048	2:20.969	51.167	40.912	142.3	24:06.580
9	1:58.174	34.546	45.061	38.567	227.8	26:04.754
10	1:58.607	34.361	45.167	39.079	230.8	28:03.361

17 Mladen LALUSIC BIH						
LEIN RACING						
Lap	Time	Sector 1	Sector 2	Sector 3	T. Spd	Elapsed
1	3:20.901	1:38.835	57.229	44.837	105.9	3:20.901
2	2:59.320 B	43.028	1:04.124	1:12.168	155.8	6:20.221
3	6:03.295	4:19.903	56.401	46.991	103.4	12:23.516
4	2:00.367	34.750	46.123	39.494	232.8	14:23.883
5	2:11.169 B	35.176	46.630	49.363	232.3	16:35.052
6	4:04.845	2:25.407	51.597	47.841	159.3	20:39.897
7	2:03.390	37.746	46.400	39.244	228.3	22:43.287
8	2:00.653	34.456	46.532	39.665	230.8	24:43.940
9	2:01.575	34.682	46.945	39.948	230.8	26:45.515
10	2:01.853	34.884	46.950	40.019	232.8	28:47.368

18 Jimmy ANTUNES FRA						
MONLAU COMPETIÇÃO						
Lap	Time	Sector 1	Sector 2	Sector 3	T. Spd	Elapsed
1	2:35.718	1:02.475	50.102	43.141	107.2	2:35.718
2	2:17.163 B	36.029	47.080	54.054	214.7	4:52.881
3	7:09.390	5:44.948	45.848	38.594	105.8	12:02.271
4	1:57.326	33.909	44.916	38.501	236.3	13:59.597
5	2:07.741 B	34.174	45.815	47.752	236.3	16:07.338
6	3:49.417	2:21.881	48.972	38.564	148.4	19:56.755
7	1:57.230	33.565	45.243	38.422	234.3	21:53.985
8	1:56.421	33.823	44.571	38.027	231.3	23:50.406
9	1:57.438	33.840	45.050	38.548	232.8	25:47.844
10	2:10.579 B	34.940	46.025	49.614	233.3	27:58.423

19 Attila TASSI HUN						
B3 HUNGARY KFT						
Lap	Time	Sector 1	Sector 2	Sector 3	T. Spd	Elapsed
1	3:05.005	1:20.330	56.201	48.474	120.3	3:05.005
2	2:32.374 B	36.099	45.475	1:10.800	233.3	5:37.379
3	6:16.710	4:50.891	45.907	39.912	125.4	11:54.089
4	1:59.319	33.681	45.296	40.342	234.8	13:53.408
5	2:12.450	41.112	50.845	40.493	225.9	16:05.858
6	1:58.084	33.990	45.127	38.967	232.8	18:03.942
7	2:18.862 B	37.227	48.953	52.682	224.1	20:22.804
8	5:09.141	3:44.913	45.340	38.888	134.0	25:31.945
9	2:10.912	34.353	54.885	41.674	232.8	27:42.857



SEAT LEON EURO CUP

Circuit de Barcelona - Catalunya

Free Practice 1

Analysis

■ Personal Best
 ■ Session Best
 ■ Crossing the finish line in pit lane

Lap	Time	Sector 1	Sector 2	Sector 3	T. Spd	Elapsed	Lap	Time	Sector 1	Sector 2	Sector 3	T. Spd	Elapsed
10	1:59.463	34.230	45.843	39.390	234.3	29:42.320							
11	1:59.960	34.456	46.036	39.468	236.3	31:42.280							

20 Lourenço BEIRÃO DA VEIGA PRT						
LOURENÇO BEIRÃO DA VEIGA						
1	4:00.611	2:23.573	55.306	41.732	150.6	4:00.611
2	2:37.212 B	34.489	55.724	1:06.999	229.8	6:37.823
3	6:12.884	4:48.816	45.695	38.373	163.6	12:50.707
4	2:02.645	34.021	49.762	38.862	230.8	14:53.352
5	1:58.906	34.174	45.751	38.981	230.8	16:52.258
6	1:59.120	34.378	45.634	39.108	233.3	18:51.378
7	2:08.143 B	34.624	46.285	47.234	232.8	20:59.521
8	4:54.729	3:21.485	54.143	39.101	143.0	25:54.250
9	1:59.021	33.859	45.527	39.635	232.8	27:53.271

21 Marie BAUS-COPPENS FRA						
MARIE BAUS-COPPENS						
1	3:08.959	1:24.065	56.642	48.252	119.2	3:08.959
2	2:39.399 B	36.425	47.587	1:15.387	223.1	5:48.358
3	5:49.108	4:18.046	49.815	41.247	140.1	11:37.466
4	2:02.371	35.347	47.029	39.995	233.8	13:39.837
5	2:00.881	34.505	46.862	39.514	238.4	15:40.718
6	2:00.795	35.129	46.163	39.503	236.8	17:41.513
7	2:11.489 B	35.095	46.900	49.494	234.3	19:53.002
8	4:32.153	3:06.111	46.310	39.732	174.2	24:25.155
9	2:00.014	34.865	45.993	39.156	232.8	26:25.169
10	2:00.263	34.100	46.077	40.086	236.3	28:25.432
11	2:00.237	34.664	46.015	39.558	237.4	30:25.669

22 Alexander MORGAN UK						
BAPORO MOTORSPORT						
1	2:35.668	54.194	57.542	43.932	136.4	2:35.668
2	2:43.486 B	43.320	57.473	1:02.693	141.2	5:19.154
3	6:49.342	5:21.962	47.478	39.902	164.4	12:08.496
4	1:59.676	34.711	45.823	39.142	233.3	14:08.172
5	1:59.741	34.623	45.834	39.284	234.3	16:07.913
6	2:14.899 B	35.426	48.877	50.596	235.3	18:22.812
7	6:51.243	5:22.031	48.998	40.214	155.8	25:14.055
8	1:59.909	34.404	45.572	39.933	230.3	27:13.964
9	1:59.125	34.395	45.604	39.126	232.8	29:13.089
10	1:59.531	34.393	45.794	39.344	232.8	31:12.620

23 Stefano ZANINI MCO						
STEFANO ZANINI						
1	2:37.641 B	48.680	57.843	51.118	159.3	2:37.641
2	8:56.672	7:27.715	49.485	39.472	158.8	11:34.313
3	1:57.762	33.999	45.128	38.635	233.3	13:32.075
4	1:58.518	33.921	45.240	39.357	235.3	15:30.593
5	1:58.523	34.131	45.658	38.734	235.3	17:29.116
6	2:03.911 B	34.177	45.466	44.268	234.3	19:33.027
7	4:44.708	3:14.978	49.020	40.710	163.1	24:17.735
8	1:59.197	34.348	45.735	39.114	233.3	26:16.932
9	1:59.872	34.288	45.933	39.651	233.3	28:16.804
10	2:00.212	34.379	46.077	39.756	231.8	30:17.016

24 Andrina GUGGER CHE						
TARGET, SRL						
1	3:03.710	1:19.258	56.092	48.360	118.2	3:03.710
2	2:30.275 B	34.439	45.549	1:10.287	231.8	5:33.985
3	7:29.733	5:58.037	50.549	41.147	168.0	13:03.718
4	2:08.662 B	33.995	44.974	49.693	230.8	15:12.380
5	3:57.461	2:33.192	46.007	38.262	169.3	19:09.841
6	1:55.787	33.744	44.215	37.828	232.3	21:05.628
7	1:56.961	33.685	44.690	38.586	234.3	23:02.589
8	2:04.246 B	34.411	45.116	44.719	235.3	25:06.835
9	4:17.612	2:46.634	50.698	40.280	157.9	29:24.447
10	1:58.088	34.071	45.430	38.587	232.3	31:22.535

25 Munkong SATHIENTHIRAKUL THA						
MONLAU COMPETIÇÃO						
1	3:21.454	1:40.393	58.313	42.748	109.1	3:21.454
2	2:37.579 B	38.982	52.612	1:05.985	186.5	5:59.033
3	6:13.114	4:41.832	51.102	40.180	120.3	12:12.147
4	2:02.431	35.515	47.633	39.283	232.3	14:14.578
5	2:01.025	34.530	46.903	39.592	235.3	16:15.603
6	2:01.383	34.855	46.969	39.559	231.8	18:16.986
7	2:17.049 B	35.107	47.090	54.852	232.3	20:34.035
8	4:42.640	3:11.237	51.057	40.346	157.4	25:16.675
9	2:01.784	34.958	47.207	39.619	231.3	27:18.459
10	2:01.186	34.898	46.946	39.342	232.8	29:19.645
11	2:01.341	34.707	46.894	39.740	232.3	31:20.986

26 Antonio D'AMICO ITA						
ANTONIO D'AMICO						
1	2:17.483	44.186	52.830	40.467	157.2	2:17.483
2	1:58.545	34.519	45.671	38.355	227.4	4:16.028
3	2:31.878 B	38.314	53.908	59.656	196.0	6:47.906
4	5:44.570	4:06.409	52.562	45.599	142.5	12:32.476
5	1:57.705	34.357	44.848	38.500	230.3	14:30.181
6	1:57.120	33.979	45.057	38.084	230.8	16:27.301
7	1:57.770	34.098	45.070	38.602	232.8	18:25.071
8	2:28.608 B	40.442	54.364	53.802	180.3	20:53.679
9	3:56.430	2:19.294	56.615	40.521	134.8	24:50.109
10	1:57.789	34.420	45.521	37.848	232.8	26:47.898
11	2:00.062	34.623	45.421	40.018	234.8	28:47.960
12	1:59.710	34.557	45.883	39.270	233.3	30:47.670

33 Jordi ORIOLA ESP						
TARGET, SRL						
1	3:02.182 B	1:10.127	59.541	52.514	118.3	3:02.182
2	8:47.613	7:07.383	56.204	44.026	114.8	11:49.795
3	1:56.724	33.769	44.951	38.004	235.3	13:46.519
4	2:07.058 B	33.986	45.608	47.464	236.3	15:53.577
5	5:09.259	3:38.435	48.859	41.965	150.2	21:02.836
6	1:57.054	33.985	44.840	38.229	230.8	22:59.890
7	1:57.636	33.990	45.102	38.544	233.8	24:57.526
8	2:06.507 B	34.242	45.327	46.938	234.3	27:04.033

34 Stian PAULSEN NOR						
STIAN PAULSEN RACING						



SEAT LEON EURO CUP

Circuit de Barcelona - Catalunya

Free Practice 1

Analysis

■ Personal Best
 ■ Session Best
 ■ Crossing the finish line in pit lane

Lap	Time	Sector 1	Sector 2	Sector 3	T. Spd	Elapsed	Lap	Time	Sector 1	Sector 2	Sector 3	T. Spd	Elapsed
1	3:00.856 B	1:06.560	1:00.936	53.360	102.7	3:00.856	4	2:02.153	34.834	47.762	39.557	235.8	13:42.843
2	8:48.221	7:15.325	47.365	45.531	137.9	11:49.077	5	1:59.969	34.483	46.201	39.285	234.8	15:42.812
3	2:13.634	43.211	51.786	38.637	127.8	14:02.711	6	2:00.153	34.607	46.189	39.357	233.8	17:42.965
4	2:21.057	34.012	1:04.829	42.216	232.8	16:23.768	7	2:00.327	34.763	46.029	39.535	232.8	19:43.292
5	1:58.710	33.765	44.498	38.447	230.8	18:20.478	8	2:19.744 B	36.743	49.871	53.130	189.5	22:03.036
6	2:17.615 B	33.884	48.809	54.922	232.3	20:38.093	9	4:30.322	3:04.046	47.189	39.087	124.7	26:33.358
7	5:54.405	4:28.957	46.479	38.969	153.8	26:32.498	10	1:58.913	34.284	45.543	39.086	233.3	28:32.271
8	1:58.048	34.127	45.083	38.838	229.8	28:30.546	11	1:59.235	34.294	45.742	39.199	234.8	30:31.506

44 Laia SANZ ESP
SEAT SPORT

1	3:13.211	1:18.142	1:03.819	51.250	103.2	3:13.211
2	2:48.739 B	46.992	54.845	1:06.902	182.1	6:01.950
3	6:24.410 B	4:30.074	50.880	1:03.456	161.0	12:26.360
4	4:22.594	2:57.711	45.970	38.913	148.8	16:48.954
5	1:58.723	34.197	45.735	38.791	230.8	18:47.677
6	1:59.082	34.396	45.697	38.989	231.8	20:46.759
7	1:59.393	34.377	45.719	39.297	231.8	22:46.152
8	1:59.720	34.627	46.106	38.987	233.3	24:45.872
9	2:00.117	34.649	45.993	39.475	234.3	26:45.989
10	2:06.712	36.973	49.659	40.080	224.5	28:52.701
11	1:59.699	34.403	45.970	39.326	234.3	30:52.400

61 Mario DABLANDER AUT
SEAT AUSTRIA

1	3:13.320	1:28.620	57.238	47.462	135.7	3:13.320
2	2:41.587 B	35.386	51.774	1:14.427	225.5	5:54.907
3	6:10.880	4:45.206	46.875	38.799	165.4	12:05.787
4	1:58.827	34.496	45.814	38.517	231.3	14:04.614
5	1:59.079	34.667	45.703	38.709	232.8	16:03.693
6	2:01.110	34.418	45.728	40.964	231.3	18:04.803
7	2:00.525	35.195	46.068	39.262	230.8	20:05.328
8	2:10.440 B	34.764	46.599	49.077	231.8	22:15.768
9	6:34.531	5:01.982	48.073	44.476	166.9	28:50.299
10	1:59.995	34.643	45.998	39.354	231.8	30:50.294

67 Marco PELLEGRINI ITA
MARCO PELLEGRINI

1	2:32.496	50.382	57.026	45.088	125.0	2:32.496
2	2:01.114	34.959	46.944	39.211	230.8	4:33.610
3	2:23.503 B	36.404	51.786	55.313	231.8	6:57.113
4	5:17.042	3:46.139	50.059	40.844	166.4	12:14.155
5	1:58.238	34.412	45.552	38.274	234.8	14:12.393
6	1:58.208	34.489	45.229	38.490	233.8	16:10.601
7	2:11.204 B	34.197	45.709	51.298	235.8	18:21.805
8	4:11.673	2:21.844	1:05.173	44.656	159.5	22:33.478
9	1:58.588	34.289	45.530	38.769	230.8	24:32.066
10	2:02.619	37.123	45.740	39.756	185.2	26:34.685
11	2:00.037	34.427	46.158	39.452	237.4	28:34.722
12	1:59.973	34.369	46.142	39.462	235.3	30:34.695

73 Mateu CLEMENT FRA
MATEU CLEMENT

1	2:56.951	1:18.582	54.204	44.165	122.9	2:56.951
2	2:25.300 B	35.327	49.430	1:00.543	228.8	5:22.251
3	6:18.439	4:49.530	48.718	40.191	163.1	11:40.690

77 Jean-laurent NAVARRO FRA
JEAN-LAURENT NAVARRO

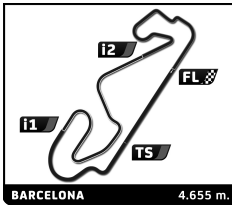
1	2:56.157	1:16.531	54.951	44.675	115.4	2:56.157
2	6:45.009 B	34.803	5:11.106	59.100	226.9	9:41.166
3	3:41.438	2:11.556	50.558	39.324	112.4	13:22.604
4	1:58.425	34.373	45.589	38.463	226.4	15:21.029
5	1:58.404	34.189	45.422	38.793	227.8	17:19.433
6	1:58.927	34.277	45.692	38.958	228.3	19:18.360
7	2:19.843 B	36.987	49.556	53.300	227.8	21:38.203
8	4:43.727	3:11.911	50.829	40.987	130.8	26:21.930
9	2:00.465	34.944	45.774	39.747	231.3	28:22.395
10	1:57.758	34.150	45.160	38.448	229.8	30:20.153

87 Edina BÚS HUN
B3 HUNGARY KFT

1	3:05.915	1:21.807	55.539	48.569	120.8	3:05.915
2	2:35.355 B	35.827	46.683	1:12.845	234.8	5:41.270
3	6:15.613	4:48.553	46.808	40.252	119.7	11:56.883
4	1:57.903	34.142	45.044	38.717	233.3	13:54.786
5	2:15.967 B	35.713	50.270	49.984	234.3	16:10.753
6	4:12.613	2:45.834	46.070	40.709	159.1	20:23.366
7	1:59.331	34.408	45.706	39.217	229.3	22:22.697
8	2:05.553	35.056	49.533	40.964	229.8	24:28.250
9	2:14.769 B	34.826	46.176	53.767	232.3	26:43.019

99 Alberto BASSI ITA
SEAT SPORT

1	3:08.113	1:19.291	58.791	50.031	116.5	3:08.113
2	2:38.200 B	36.155	47.555	1:14.490	230.8	5:46.313
3	6:00.364	4:26.886	51.376	42.102	151.5	11:46.677
4	2:02.764	35.286	47.112	40.366	232.8	13:49.441
5	2:01.409	35.555	46.519	39.335	235.3	15:50.850
6	2:01.099	34.917	46.665	39.517	237.9	17:51.949
7	2:01.380	34.616	46.870	39.894	238.4	19:53.329
8	2:05.938	35.001	48.622	42.315	237.9	21:59.267
9	2:27.823 B	34.721	1:04.007	49.095	233.8	24:27.090
10	4:02.057	2:34.608	46.966	40.483	166.4	28:29.147
11	2:01.888	34.888	46.630	40.370	234.3	30:31.035



SEAT LEON EURO CUP

Circuit de Barcelona - Catalunya

Free Practice 2

Classification

Nr.	Driver	Nat	Team	Car	Time	Lap	Total	Gap	Kph
1	9 Lucile CYPRIANO	FRA	LUCILE CYPRIANO		1:56.672	8	10	-	143.6
2	3 Julien BRICHÉ	FRA	JULIEN BRICHÉ		1:57.056	7	13	+0.384	143.2
3	18 Jimmy ANTUNES	FRA	MONLAU COMPETICIÓN		1:57.171	3	12	+0.499	143.0
4	1 Pol ROSELL	ESP	BAPORO MOTORSPORT		1:57.195	8	12	+0.523	143.0
5	19 Attila TASSI	HUN	B3 HUNGARY KFT		1:57.258	4	12	+0.586	142.9
6	34 Stian PAULSEN	NOR	STIAN PAULSEN RACING		1:57.265	10	13	+0.593	142.9
7	11 Jürgen SCHMARL	AUT	TARGET, SRL		1:57.284	4	11	+0.612	142.9
8	2 Manuel GIAO	PRT	BAPORO MOTORSPORT		1:57.586	3	13	+0.914	142.5
9	22 Alexander MORGAN	UK	BAPORO MOTORSPORT		1:57.680	3	12	+1.008	142.4
10	8 Shane anthony WILLIAMS	ZAF	WOLF-POWER RACING		1:57.681	2	11	+1.009	142.4
11	4 David CEBRIAN	ESP	MONLAU COMPETICIÓN		1:57.697	9	13	+1.025	142.4
12	24 Niels LANGEVELD	NDL	TARGET, SRL		1:57.790	3	13	+1.118	142.3
13	33 Jordi ORIOLA	ESP	TARGET, SRL		1:57.842	3	12	+1.170	142.2
14	13 Amalia VINYES	AND	BAPORO MOTORSPORT		1:57.842	4	14	+1.170	142.2
15	10 Mauricio HERNANDEZ	CRI	TARGET, SRL		1:58.013	3	10	+1.341	142.0
16	5 Thibaut MOURGUES	FRA	THIBAUT MOURGUES		1:58.110	8	11	+1.438	141.9
17	23 Stefano ZANINI	MCO	STEFANO ZANINI		1:58.132	3	10	+1.460	141.9
18	26 Antonio D'AMICO	ITA	ANTONIO D'AMICO		1:58.263	7	12	+1.591	141.7
19	6 Mikel AZCONA	ESP	PCR SPORT		1:58.274	2	14	+1.602	141.7
20	61 Mario DABLANDER	AUT	SEAT AUSTRIA		1:58.449	6	12	+1.777	141.5
21	77 Jean-laurent NAVARRO	FRA	JEAN-LAURENT NAVARRO		1:58.517	10	12	+1.845	141.4
22	21 Marie BAUS-COPPENS	FRA	MARIE BAUS-COPPENS		1:58.728	4	7	+2.056	141.1
23	87 Edina BÚS	HUN	B3 HUNGARY KFT		1:58.763	2	13	+2.091	141.1
24	99 Alberto BASSI	ITA	SEAT SPORT		1:58.964	10	13	+2.292	140.9
25	67 Marco PELLEGRINI	ITA	MARCO PELLEGRINI		1:58.975	8	14	+2.303	140.9
26	25 Munkong SATHIENTHIRAKUL	THA	MONLAU COMPETICIÓN		1:58.991	11	12	+2.319	140.8
27	20 Lourenço BEIRÃO DA VEIGA	PRT	LOURENÇO BEIRÃO DA VEIGA		1:59.079	3	12	+2.407	140.7
28	16 Harriet ARRUIBARRENA	ESP	PCR SPORT		1:59.150	3	15	+2.478	140.6
29	12 Dejan BULATOVIC	MNE	LEIN RACING		1:59.195	4	11	+2.523	140.6
30	73 Mateu CLEMENT	FRA	MATEU CLEMENT		1:59.322	10	12	+2.650	140.4
31	44 Laia SANZ	ESP	SEAT SPORT		1:59.331	10	13	+2.659	140.4
32	17 Mladen LALUSIC	BIH	LEIN RACING		1:59.902	8	10	+3.230	139.8
33	14 Jeremie LESOUDIER	FRA	JEREMIE LESOUDIER		2:00.722	5	12	+4.050	138.8

Fastest Lap	Lap 8	Lucile CYPRIANO	1:56.672	143.6 Kph
-------------	-------	-----------------	----------	-----------

Published at:

Track Status: **DRY**

Race Director:	Timekeeper:
----------------	-------------



SEAT LEON EUROCUP

Circuit de Barcelona - Catalunya

Free Practice 2

Best Sector Times

SECTOR 1			SECTOR 2		SECTOR 3		Pos	Driver	Ideal Lap	Best Lap
Pos	Driver	Time	Driver	Time	Driver	Time				
1	2 M.GIAO	33.786	9 L.CYPRIANO	44.631	2 M.GIAO	36.478	1	2 M.GIAO	1'55.412	1:57.586 (8)
2	18 J.ANTUNES	33.794	1 P.ROSELL	44.763	19 A.TASSI	37.956	2	9 L.CYPRIANO	1'56.672	1:56.672 (1)
3	19 A.TASSI	33.814	34 S.PAULSEN	44.865	18 J.ANTUNES	37.958	3	19 A.TASSI	1'56.710	1:57.258 (5)
4	77 J.NAVARRO	33.836	3 J.BRICHÉ	44.900	3 J.BRICHÉ	38.120	4	18 J.ANTUNES	1'56.802	1:57.171 (3)
5	4 D.CEBRIAN	33.843	19 A.TASSI	44.940	9 L.CYPRIANO	38.125	5	1 P.ROSELL	1'56.989	1:57.195 (4)
6	11 J.SCHMARL	33.851	11 J.SCHMARL	45.008	34 S.PAULSEN	38.237	6	34 S.PAULSEN	1'57.042	1:57.265 (6)
7	9 L.CYPRIANO	33.916	22 A.MORGAN	45.018	8 S.WILLIAMS	38.283	7	3 J.BRICHÉ	1'57.056	1:57.056 (2)
8	1 P.ROSELL	33.925	8 S.WILLIAMS	45.039	23 S.ZANINI	38.286	8	11 J.SCHMARL	1'57.233	1:57.284 (7)
9	22 A.MORGAN	33.928	18 J.ANTUNES	45.050	1 P.ROSELL	38.301	9	22 A.MORGAN	1'57.361	1:57.680 (9)
10	34 S.PAULSEN	33.940	33 J.ORIOLA	45.062	11 J.SCHMARL	38.374	10	4 D.CEBRIAN	1'57.598	1:57.697 (11)
11	24 N.LANGEVELD	33.951	24 N.LANGEVELD	45.079	22 A.MORGAN	38.415	11	8 S.WILLIAMS	1'57.611	1:57.681 (10)
12	16 H.ARRUABARRENA	33.988	4 D.CEBRIAN	45.139	26 A.D'AMICO	38.415	12	24 N.LANGEVELD	1'57.662	1:57.790 (12)
13	3 J.BRICHÉ	34.036	2 M.GIAO	45.148	5 T.MOURGUES	38.434	13	23 S.ZANINI	1'57.708	1:58.132 (17)
14	10 M.HERNANDEZ	34.051	13 A.VINYES	45.160	33 J.ORIOLA	38.587	14	26 A.D'AMICO	1'57.772	1:58.263 (18)
15	13 A.VINYES	34.079	6 M.AZCONA	45.211	77 J.NAVARRO	38.591	15	13 A.VINYES	1'57.842	1:57.842 (14)
16	26 A.D'AMICO	34.111	12 D.BULATOVIC	45.220	13 A.VINYES	38.603	16	33 J.ORIOLA	1'57.842	1:57.842 (13)
17	61 M.DABLANDER	34.134	23 S.ZANINI	45.225	4 D.CEBRIAN	38.616	17	10 M.HERNANDEZ	1'57.942	1:58.013 (15)
18	99 A.BASSI	34.134	26 A.D'AMICO	45.246	10 M.HERNANDEZ	38.619	18	77 J.NAVARRO	1'58.010	1:58.517 (21)
19	33 J.ORIOLA	34.193	10 M.HERNANDEZ	45.272	20 L.BEIRÃO DA VEIGA	38.627	19	5 T.MOURGUES	1'58.110	1:58.110 (16)
20	23 S.ZANINI	34.197	21 M.BAUS-COPPENS	45.362	24 N.LANGEVELD	38.632	20	6 M.AZCONA	1'58.138	1:58.274 (19)
21	87 E.BÚS	34.218	67 M.PELLEGRINI	45.424	21 M.BAUS-COPPENS	38.632	21	21 M.BAUS-COPPENS	1'58.227	1:58.728 (22)
22	21 M.BAUS-COPPENS	34.233	5 T.MOURGUES	45.425	6 M.AZCONA	38.633	22	61 M.DABLANDER	1'58.327	1:58.449 (20)
23	5 T.MOURGUES	34.251	61 M.DABLANDER	45.464	87 E.BÚS	38.694	23	87 E.BÚS	1'58.500	1:58.763 (23)
24	44 L.SANZ	34.265	16 H.ARRUABARRENA	45.509	61 M.DABLANDER	38.729	24	12 D.BULATOVIC	1'58.609	1:59.195 (29)
25	73 M.CLEMENT	34.267	99 A.BASSI	45.553	25 M.SATHIENTHIRAKU	38.888	25	16 H.ARRUABARRENA	1'58.668	1:59.150 (28)
26	25 M.SATHIENTHIRAKU	34.275	77 J.NAVARRO	45.583	67 M.PELLEGRINI	39.019	26	67 M.PELLEGRINI	1'58.741	1:58.975 (25)
27	8 S.WILLIAMS	34.289	87 E.BÚS	45.588	73 M.CLEMENT	39.021	27	99 A.BASSI	1'58.788	1:58.964 (24)
28	6 M.AZCONA	34.294	44 L.SANZ	45.711	12 D.BULATOVIC	39.040	28	20 L.BEIRÃO DA VEIGA	1'58.881	1:59.079 (27)
29	67 M.PELLEGRINI	34.298	25 M.SATHIENTHIRAKU	45.751	44 L.SANZ	39.060	29	25 M.SATHIENTHIRAKUL	1'58.914	1:58.991 (26)
30	12 D.BULATOVIC	34.349	20 L.BEIRÃO DA VEIGA	45.751	99 A.BASSI	39.101	30	44 L.SANZ	1'59.036	1:59.331 (31)
31	17 M.LALUSIC	34.366	73 M.CLEMENT	45.827	16 H.ARRUABARRENA	39.171	31	73 M.CLEMENT	1'59.115	1:59.322 (30)
32	20 L.BEIRÃO DA VEIGA	34.503	17 M.LALUSIC	45.890	17 M.LALUSIC	39.319	32	17 M.LALUSIC	1'59.575	1:59.902 (32)
33	14 J.LESOUDIER	34.649	14 J.LESOUDIER	46.162	14 J.LESOUDIER	39.536	33	14 J.LESOUDIER	2'00.347	2:00.722 (33)



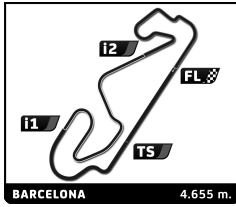
SEAT LEON EUROCUP

Circuit de Barcelona - Catalunya

After Free Practice 2

Event maximum speed

Driver	Team	Car	Class	Top Speed	Lap	Session
9 Lucile CYPRIANO	LUCILE CYPRIANO			239.5	5	Free Practice 1
11 Jürgen SCHMARL	TARGET, SRL			239.5	6	Free Practice 1
2 Manuel GIAO	BAPORO MOTORSPORT			238.9	5	Free Practice 2
33 Jordi ORIOLA	TARGET, SRL			238.9	8	Free Practice 2
21 Marie BAUS-COPPENS	MARIE BAUS-COPPENS			238.4	5	Free Practice 1
24 Niels LANGEVELD	TARGET, SRL			238.4	4	Free Practice 2
99 Alberto BASSI	SEAT SPORT			238.4	7	Free Practice 1
1 Poi ROSELL	BAPORO MOTORSPORT			237.9	12	Free Practice 1
18 Jimmy ANTUNES	MONLAU COMPETICIÓN			237.9	4	Free Practice 2
12 Dejan BULATOVIC	LEIN RACING			237.4	6	Free Practice 1
19 Attila TASSI	B3 HUNGARY KFT			237.4	10	Free Practice 2
67 Marco PELLEGRINI	MARCO PELLEGRINI			237.4	11	Free Practice 1
4 David CEBRIAN	MONLAU COMPETICIÓN			236.8	5	Free Practice 2
5 Thibaut MOURGUES	THIBAUT MOURGUES			236.8	4	Free Practice 1
10 Mauricio HERNANDEZ	TARGET, SRL			236.8	6	Free Practice 2
34 Stian PAULSEN	STIAN PAULSEN RACING			236.8	11	Free Practice 2
8 Shane anthony WILLIAMS	WOLF-POWER RACING			235.8	4	Free Practice 1
25 Munkong SATHIENTHIRAKUL	MONLAU COMPETICIÓN			235.8	4	Free Practice 2
73 Mateu CLEMENT	MATEU CLEMENT			235.8	4	Free Practice 1
77 Jean-laurent NAVARRO	JEAN-LAURENT NAVARRO			235.8	10	Free Practice 2
3 Julien BRICHÉ	JULIEN BRICHÉ			235.3	4	Free Practice 2
14 Jeremie LESOUDIER	JEREMIE LESOUDIER			235.3	5	Free Practice 1
22 Alexander MORGAN	BAPORO MOTORSPORT			235.3	6	Free Practice 1
23 Stefano ZANINI	STEFANO ZANINI			235.3	4	Free Practice 1
13 Amalia VINYES	BAPORO MOTORSPORT			234.8	10	Free Practice 1
16 Harriet ARRUBARRENA	PCR SPORT			234.8	3	Free Practice 2
20 Lourenço BEIRÃO DA VEIGA	LOURENÇO BEIRÃO DA VEIGA			234.8	11	Free Practice 2
26 Antonio D'AMICO	ANTONIO D'AMICO			234.8	11	Free Practice 1
87 Edina BÚS	B3 HUNGARY KFT			234.8	2	Free Practice 1
6 Mikel AZCONA	PCR SPORT			234.3	5	Free Practice 1
17 Mladen LALUSIC	LEIN RACING			234.3	4	Private Test 2
44 Laia SANZ	SEAT SPORT			234.3	9	Free Practice 1
61 Mario DABLANDER	SEAT AUSTRIA			233.8	12	Free Practice 2



SEAT LEON EUROCUP

Circuit de Barcelona - Catalunya

Free Practice 2

Fastest Lap Sequence

Practice Time	Driver	Team	Car	Class	Time	Kph	Lap
4:33.356	99 Alberto BASSI	SEAT SPORT			2:01.161	138.3	2
4:36.803	34 Stian PAULSEN	STIAN PAULSEN RACING			1:58.611	141.3	2
4:49.698	6 Mikel AZCONA	PCR SPORT			1:58.274	141.7	2
6:14.126	8 Shane anthony WILLIAMS	WOLF-POWER RACING			1:57.681	142.4	2
6:35.746	2 Manuel GIAO	BAPORO MOTORSPORT			1:57.586	142.5	3
8:36.256	18 Jimmy ANTUNES	MONLAU COMPETICIÓN			1:57.171	143.0	3
19:09.604	9 Lucile CYPRIANO	LUCILE CYPRIANO			1:56.672	143.6	8



SEAT LEON EURO CUP

Circuit de Barcelona - Catalunya

Free Practice 2

Analysis

■ Personal Best
 ■ Session Best
 ■ Crossing the finish line in pit lane

Lap	Time	Sector 1	Sector 2	Sector 3	T. Spd	Elapsed	Lap	Time	Sector 1	Sector 2	Sector 3	T. Spd	Elapsed
1 PoI ROSELL ESP BAPORO MOTORSPORT							7	2:05.577 B	34.447	45.867	45.263	232.3	16:57.509
1	2:39.446 B	1:00.430	48.921	50.095	139.7	2:39.446	8	3:32.372	2:06.523	47.032	38.817	162.4	20:29.881
2	3:52.079	2:26.662	46.853	38.564	164.1	6:31.525	9	1:57.697	33.843	45.238	38.616	234.3	22:27.578
3	1:57.942	34.282	45.235	38.425	230.8	8:29.467	10	1:57.799	33.988	45.139	38.672	235.3	24:25.377
4	1:57.383	34.089	44.993	38.301	233.3	10:26.850	11	1:58.448	33.874	45.473	39.101	236.3	26:23.825
5	2:10.329 B	33.970	45.233	51.126	234.8	12:37.179	12	1:58.825	34.249	45.663	38.913	232.3	28:22.650
6	3:31.194	2:02.367	48.984	39.843	141.4	16:08.373	13	1:59.179	34.331	45.864	38.984	232.3	30:21.829
7	2:12.581	37.678	53.994	40.909	232.3	18:20.954							
8	1:57.195	33.925	44.763	38.507	232.3	20:18.149							
9	1:58.411	34.159	45.355	38.897	234.3	22:16.560							
10	2:19.732 B	34.917	50.636	54.179	234.8	24:36.292							
11	4:37.812	3:11.060	47.046	39.706	169.3	29:14.104							
12	1:58.791	34.586	45.467	38.738	230.3	31:12.895							
2 Manuel GIAO PRT BAPORO MOTORSPORT													
1	2:39.093	1:09.832	49.416	39.845	140.1	2:39.093							
2	1:59.067	34.045	45.897	39.125	233.8	4:38.160							
3	1:57.586	33.786	45.148	38.652	234.3	6:35.746							
4	1:58.650	33.872	45.614	39.164	237.9	8:34.396							
5	1:58.658	34.241	45.567	38.850	238.9	10:33.054							
6	1:58.886	34.148	45.461	39.277	237.4	12:31.940							
7	1:59.106	34.148	45.826	39.132	235.8	14:31.046							
8	2:06.090 B	34.370	46.503	45.217	233.3	16:37.136							
9	5:39.003	4:05.810	48.169	45.024	108.2	22:16.139							
10	2:19.268	44.549	56.363	38.356	182.4	24:35.407							
11	1:58.257	34.378	45.302	38.577	233.3	26:33.664							
12	1:56.009	34.134	45.397	36.478	234.3	28:29.673							
13	2:00.181	34.151	45.816	40.214	234.8	30:29.854							
3 Julien BRICHÉ FRA JULIEN BRICHÉ													
1	3:55.826	2:12.161	1:01.144	42.521	93.3	3:55.826							
2	1:58.516	34.356	45.489	38.671	229.3	5:54.342							
3	1:58.842	34.331	45.519	38.992	232.8	7:53.184							
4	2:16.309 B	34.439	49.999	51.871	235.3	10:09.493							
5	5:07.580	3:27.337	58.100	42.143	93.9	15:17.073							
6	2:10.929	40.125	50.341	40.463	230.3	17:28.002							
7	1:57.056	34.036	44.900	38.120	231.3	19:25.058							
8	1:58.108	34.239	45.313	38.556	232.8	21:23.166							
9	1:58.550	34.488	45.282	38.780	233.3	23:21.716							
10	1:58.740	34.380	45.522	38.838	234.3	25:20.456							
11	1:59.049	34.422	45.706	38.921	234.8	27:19.505							
12	1:59.606	34.541	45.580	39.485	233.8	29:19.111							
13	2:00.273	35.002	45.963	39.308	229.8	31:19.384							
4 David CEBRIAN ESP MONLAU COMPETICIÓN													
1	3:03.217	1:28.265	52.454	42.498	157.7	3:03.217							
2	2:09.380	38.950	49.465	40.965	176.8	5:12.597							
3	2:08.630 B	36.911	45.626	46.093	172.2	7:21.227							
4	3:33.406	2:03.658	49.850	39.898	165.4	10:54.633							
5	1:58.519	34.207	45.455	38.857	236.8	12:53.152							
6	1:58.780	34.267	45.584	38.929	234.3	14:51.932							
5 Thibaut MOURGUES FRA THIBAUT MOURGUES													
1	3:56.076	2:12.922	1:01.069	42.085	88.4	3:56.076							
2	2:00.314	34.742	46.148	39.424	229.8	5:56.390							
3	1:59.839	34.756	46.054	39.029	232.3	7:56.229							
4	2:00.200	34.916	46.111	39.173	231.8	9:56.429							
5	2:00.097	34.902	45.921	39.274	231.8	11:56.526							
6	2:09.495 B	34.977	46.359	48.159	231.3	14:06.021							
7	4:19.559	2:44.669	54.606	40.284	77.4	18:25.580							
8	1:58.110	34.251	45.425	38.434	230.8	20:23.690							
9	1:58.942	34.280	45.639	39.023	235.8	22:22.632							
10	2:01.911	34.379	45.800	41.732	233.3	24:24.543							
11	2:45.986 B	46.341	1:01.554	58.091	131.9	27:10.529							
6 Mikel AZCONA ESP PCR SPORT													
1	2:51.424	1:23.525	47.950	39.949	164.4	2:51.424							
2	1:58.274	34.294	45.211	38.769	230.8	4:49.698							
3	1:58.705	34.434	45.638	38.633	234.3	6:48.403							
4	1:58.675	34.310	45.225	39.140	229.8	8:47.078							
5	1:59.287	34.465	45.564	39.258	230.8	10:46.365							
6	1:59.632	34.496	45.752	39.384	230.8	12:45.997							
7	2:00.200	34.759	46.036	39.405	230.8	14:46.197							
8	2:00.412	34.718	46.192	39.502	229.3	16:46.609							
9	2:00.805	34.850	46.042	39.913	229.8	18:47.414							
10	2:01.315	34.969	46.320	40.026	229.8	20:48.729							
11	2:01.685	35.332	46.389	39.964	232.3	22:50.414							
12	2:12.837 B	35.144	48.104	49.589	231.8	25:03.251							
13	3:00.609	1:32.573	46.754	41.282	160.5	28:03.860							
14	2:12.698 B	34.996	49.233	48.469	232.3	30:16.558							
8 Shane anthony WILLIAMS ZAF WOLF-POWER RACING													
1	4:16.445	2:45.523	51.106	39.816	85.6	4:16.445							
2	1:57.681	34.289	45.109	38.283	230.3	6:14.126							
3	1:57.957	34.413	45.039	38.505	231.8	8:12.083							
4	2:12.183 B	36.902	48.225	47.056	190.1	10:24.266							
5	4:59.505	3:32.223	47.211	40.071	165.6	15:23.771							
6	2:08.486	41.424	47.616	39.446	230.3	17:32.257							
7	1:59.068	34.676	45.359	39.033	231.3	19:31.325							
8	1:59.455	34.554	45.735	39.166	230.8	21:30.780							
9	2:10.744 B	34.708	49.376	46.660	231.8	23:41.524							
10	4:31.072	3:05.583	46.061	39.428	168.0	28:12.596							
11	2:01.383	34.780	46.012	40.591	231.3	30:13.979							
9 Lucile CYPRIANO FRA LUCILE CYPRIANO													
1	2:52.886	1:26.887	47.263	38.736	156.5	2:52.886							



SEAT LEON EURO CUP

Circuit de Barcelona - Catalunya

Free Practice 2

Analysis

■ Personal Best
 ■ Session Best
 ■ Crossing the finish line in pit lane

Lap	Time	Sector 1	Sector 2	Sector 3	T. Spd	Elapsed	Lap	Time	Sector 1	Sector 2	Sector 3	T. Spd	Elapsed
2	1:58.372	34.125	45.640	38.607	235.8	4:51.258	4	1:57.842	34.079	45.160	38.603	232.8	8:58.540
3	1:58.524	34.096	45.472	38.956	236.3	6:49.782	5	2:06.590	37.342	49.100	40.148	200.0	11:05.130
4	1:58.698	34.222	45.431	39.045	235.8	8:48.480	6	2:08.794 B	34.143	45.437	49.214	232.3	13:13.924
5	1:59.513	34.365	45.733	39.415	235.8	10:47.993	7	4:30.502	3:01.694	47.684	41.124	168.7	17:44.426
6	2:08.911 B	34.545	46.222	48.144	236.3	12:56.904	8	1:59.168	34.242	45.581	39.345	231.3	19:43.594
7	4:16.028	2:46.144	49.531	40.353	160.0	17:12.932	9	1:59.297	34.431	45.566	39.300	231.8	21:42.891
8	1:56.672	33.916	44.631	38.125	234.8	19:09.604	10	2:02.916	35.598	46.364	40.954	232.8	23:45.807
9	1:57.480	34.101	44.939	38.440	235.3	21:07.084	11	1:59.669	34.518	45.879	39.272	232.3	25:45.476
10	2:25.532 B	37.915	54.926	52.691	191.5	23:32.616	12	1:59.704	34.575	45.904	39.225	232.3	27:45.180
							13	2:00.365	34.784	46.124	39.457	233.3	29:45.545
							14	2:01.093	34.863	46.412	39.818	233.8	31:46.638

10 Mauricio HERNANDEZ CRI

TARGET, SRL

1	3:26.675 B	1:38.572	55.636	52.467	116.6	3:26.675
2	2:51.298	1:17.406	54.753	39.139	157.9	6:17.973
3	1:58.013	34.122	45.272	38.619	233.8	8:15.986
4	1:58.672	34.051	45.831	38.790	234.8	10:14.658
5	2:00.350	34.351	46.644	39.355	233.8	12:15.008
6	1:59.894	34.459	45.869	39.566	236.8	14:14.902
7	2:00.136	34.578	46.089	39.469	234.3	16:15.038
8	2:00.629	34.948	46.130	39.551	234.8	18:15.667
9	2:04.702	34.648	46.055	43.999	234.3	20:20.369
10	2:10.596 B	35.203	46.466	48.927	233.3	22:30.965

11 Jürgen SCHMARL AUT

TARGET, SRL

1	3:26.380	1:46.540	56.273	43.567	131.1	3:26.380
2	2:25.721 B	38.510	51.567	55.644	208.5	5:52.101
3	4:31.212	2:52.788	57.355	41.069	132.7	10:23.313
4	1:57.284	33.902	45.008	38.374	232.3	12:20.597
5	1:57.533	33.851	45.018	38.664	233.8	14:18.130
6	2:07.341 B	34.021	45.176	48.144	235.8	16:25.471
7	6:19.478	4:44.941	51.528	43.009	150.4	22:44.949
8	1:59.085	34.211	45.407	39.467	232.3	24:44.034
9	1:59.590	34.619	45.595	39.376	235.3	26:43.624
10	1:59.774	34.446	45.798	39.530	234.3	28:43.398
11	1:59.469	34.340	45.648	39.481	233.8	30:42.867

12 Dejan BULATOVIC MNE

LEIN RACING

1	4:19.293	2:46.949	52.290	40.054	116.0	4:19.293
2	1:59.197	34.483	45.527	39.187	230.8	6:18.490
3	2:06.492	38.326	49.118	39.048	213.0	8:24.982
4	1:59.195	34.457	45.220	39.518	231.3	10:24.177
5	1:59.315	34.445	45.497	39.373	232.3	12:23.492
6	2:16.107 B	36.521	47.180	52.406	233.3	14:39.599
7	4:38.375	3:13.213	46.122	39.040	110.8	19:17.974
8	1:59.284	34.349	45.752	39.183	232.8	21:17.258
9	1:59.713	34.428	45.930	39.355	233.8	23:16.971
10	2:00.877	34.711	46.262	39.904	233.3	25:17.848
11	2:21.877 B	35.065	52.272	54.540	232.3	27:39.725

13 Amalia VINYES AND

BAPORO MOTORSPORT

1	2:48.171	1:18.985	48.056	41.130	165.9	2:48.171
2	2:05.633	37.976	47.925	39.732	220.0	4:53.804
3	2:06.894	34.306	49.048	43.540	234.3	7:00.698

14 Jeremie LESOUDIER FRA

JEREMIE LESOUDIER

1	3:21.009	1:37.657	1:00.088	43.264	135.3	3:21.009
2	2:19.467	44.219	53.093	42.155	185.2	5:40.476
3	2:01.434	35.171	46.614	39.649	230.3	7:41.910
4	2:01.116	34.841	46.678	39.597	230.3	9:43.026
5	2:00.722	34.649	46.531	39.542	231.8	11:43.748
6	2:00.942	34.733	46.585	39.624	232.3	13:44.690
7	2:16.859 B	35.470	49.711	51.678	231.8	16:01.549
8	4:20.703	2:38.132	56.051	46.520	144.4	20:22.252
9	2:01.130	35.039	46.162	39.929	232.8	22:23.382
10	2:00.794	34.771	46.487	39.536	235.3	24:24.176
11	2:02.131	34.793	46.741	40.597	232.8	26:26.307
12	2:01.345	34.813	46.660	39.872	234.8	28:27.652

16 Harriet ARRUBARENNA ESP

PCR SPORT

1	2:54.718	1:26.238	48.755	39.725	163.6	2:54.718
2	1:59.614	34.473	45.509	39.632	231.3	4:54.332
3	1:59.150	33.988	45.991	39.171	234.8	6:53.482
4	1:59.878	34.474	45.903	39.501	232.8	8:53.360
5	2:00.649	34.869	46.025	39.755	232.8	10:54.009
6	2:01.073	34.904	46.275	39.894	232.3	12:55.082
7	2:01.759	35.085	46.481	40.193	233.3	14:56.841
8	2:03.047	35.618	46.643	40.786	231.8	16:59.888
9	2:02.126	35.223	46.659	40.244	228.8	19:02.014
10	2:02.579	35.478	46.713	40.388	228.3	21:04.593
11	2:03.013	35.528	47.100	40.385	216.0	23:07.606
12	2:02.815	35.330	47.142	40.343	230.3	25:10.421
13	2:03.435	35.429	47.134	40.872	229.8	27:13.856
14	2:05.153	37.025	47.342	40.786	223.6	29:19.009
15	2:06.105	35.990	47.593	42.522	219.1	31:25.114

17 Mladen LALUSIC BIH

LEIN RACING

1	3:35.734	1:55.741	55.028	44.965	149.2	3:35.734
2	2:07.986	38.219	48.908	40.859	208.9	5:43.720
3	2:01.173	34.928	46.434	39.811	229.3	7:44.893
4	2:02.542	34.972	47.165	40.405	231.8	9:47.435
5	2:16.825 B	35.314	48.395	53.116	230.8	12:04.260
6	4:35.336	2:51.018	57.775	46.543	166.2	16:39.596
7	2:01.052	35.768	45.965	39.319	228.8	18:40.648
8	1:59.902	34.366	45.890	39.646	230.3	20:40.550
9	2:01.657	34.419	46.513	40.725	231.8	22:42.207



SEAT LEON EUROCUP

Circuit de Barcelona - Catalunya

Free Practice 2

Analysis

Personal Best Session Best B Crossing the finish line in pit lane

Lap	Time	Sector 1	Sector 2	Sector 3	T. Spd	Elapsed	Lap	Time	Sector 1	Sector 2	Sector 3	T. Spd	Elapsed		
10	2:01.466	34.680	46.600	40.186	230.8	24:43.673									
18	Jimmy ANTUNES FRA MONLAU COMPETICIÓN							22	Alexander MORGAN UK BAPORO MOTORSPORT						
1	2:44.936 B	1:10.142	47.584	47.210	145.6	2:44.936	1	2:59.860 B	1:21.949	50.235	47.676	155.8	2:59.860		
2	3:54.149	2:19.015	54.151	40.983	168.5	6:39.085	2	4:12.544	2:47.119	46.731	38.694	153.8	7:12.404		
3	1:57.171	33.824	45.389	37.958	234.8	8:36.256	3	1:57.680	33.976	45.018	38.686	230.8	9:10.084		
4	1:58.071	34.534	45.326	38.211	237.9	10:34.327	4	2:03.917 B	34.182	45.522	44.213	232.3	11:14.001		
5	2:04.585 B	33.978	45.384	45.223	237.4	12:38.912	5	4:47.615	3:10.640	55.458	41.517	146.9	16:01.616		
6	4:31.064	3:05.019	47.293	38.752	169.3	17:09.976	6	1:57.703	34.049	45.239	38.415	228.8	17:59.319		
7	1:57.224	33.926	45.142	38.156	232.8	19:07.200	7	1:58.069	33.928	45.415	38.726	231.8	19:57.388		
8	1:57.477	33.794	45.050	38.633	231.3	21:04.677	8	1:59.161	34.441	45.664	39.056	233.3	21:56.549		
9	1:57.936	34.011	45.174	38.751	229.3	23:02.613	9	1:59.286	34.376	45.718	39.192	233.8	23:55.835		
10	1:57.986	34.044	45.271	38.671	232.8	25:00.599	10	2:00.050	34.464	45.896	39.690	234.8	25:55.885		
11	2:11.789 B	34.262	47.606	49.921	232.8	27:12.388	11	2:00.209	34.812	46.023	39.374	231.8	27:56.094		
12	3:00.430	1:35.565	45.819	39.046	147.9	30:12.818	12	2:06.619 B	34.790	46.066	45.763	231.3	30:02.713		
19	Attila TASSI HUN B3 HUNGARY KFT							23	Stefano ZANINI MCO STEFANO ZANINI						
1	3:31.851	1:44.784	56.945	50.122	146.1	3:31.851	1	3:17.788 B	1:33.867	53.345	50.576	158.4	3:17.788		
2	2:23.609 B	43.780	49.950	49.879	130.1	5:55.460	2	4:18.387	2:47.974	47.769	42.644	156.3	7:36.175		
3	4:33.033	2:58.520	47.144	47.369	163.9	10:28.493	3	1:58.132	34.285	45.561	38.286	232.8	9:34.307		
4	1:57.258	33.814	44.940	38.504	233.8	12:25.751	4	1:58.689	34.347	45.589	38.753	230.8	11:32.996		
5	1:58.348	34.287	45.433	38.628	233.3	14:24.099	5	1:58.244	34.197	45.225	38.822	230.8	13:31.240		
6	1:59.258	34.473	45.707	39.078	232.3	16:23.357	6	2:03.982 B	34.420	45.449	44.113	230.8	15:35.222		
7	2:19.719 B	38.945	50.559	50.215	204.5	18:43.076	7	6:34.149	5:00.435	52.805	40.909	126.5	22:09.371		
8	3:46.174	2:19.955	46.930	39.289	164.6	22:29.250	8	1:59.438	34.543	45.699	39.196	229.8	24:08.809		
9	2:00.802	34.233	47.157	39.412	234.3	24:30.052	9	1:59.838	34.422	46.178	39.238	231.8	26:08.647		
10	2:00.514	34.435	46.338	39.741	237.4	26:30.566	10	2:05.543 B	34.520	45.633	45.390	232.8	28:14.190		
11	2:02.816	34.744	46.283	41.789	233.8	28:33.382									
12	1:59.197	34.976	46.265	37.956	231.8	30:32.579	24	Niels LANGEVELD NDL TARGET, SRL							
20	Lourenço BEIRÃO DA VEIGA PRT LOURENÇO BEIRÃO DA VEIGA							1	3:34.290 B	1:47.438	56.420	50.432	168.0	3:34.290	
1	4:10.903	2:44.716	47.232	38.955	145.6	4:10.903	2	2:44.407	1:20.268	45.507	38.632	158.8	6:18.697		
2	1:59.189	34.503	46.059	38.627	229.3	6:10.092	3	1:57.790	34.031	45.079	38.680	236.3	8:16.487		
3	1:59.079	34.552	45.753	38.774	230.8	8:09.171	4	1:58.602	33.951	45.655	38.996	238.4	10:15.089		
4	1:59.593	34.763	45.751	39.079	230.3	10:08.764	5	1:59.353	34.230	45.762	39.361	238.4	12:14.442		
5	2:00.032	34.619	46.133	39.280	233.3	12:08.796	6	1:59.113	34.258	45.623	39.232	232.8	14:13.555		
6	2:00.540	34.833	46.393	39.314	229.8	14:09.336	7	1:59.525	34.511	45.815	39.199	234.8	16:13.080		
7	2:01.022	34.880	46.498	39.644	230.8	16:10.358	8	1:59.719	34.650	45.891	39.178	229.8	18:12.799		
8	2:01.849	35.109	46.855	39.885	232.8	18:12.207	9	2:01.688	34.740	47.153	39.795	237.9	20:14.487		
9	2:01.962	35.034	46.934	39.994	234.3	20:14.169	10	2:07.076 B	34.408	46.247	46.421	238.4	22:21.563		
10	2:03.468	35.712	47.097	40.659	233.3	22:17.637	11	5:19.104	3:52.760	46.257	40.087	158.8	27:40.667		
11	2:02.682	35.323	47.117	40.242	234.8	24:20.319	12	2:00.450	34.851	46.108	39.491	231.3	29:41.117		
12	2:25.612 B	35.578	47.372	1:02.662	230.8	26:45.931	13	2:00.348	34.586	46.224	39.538	231.8	31:41.465		
21	Marie BAUS-COPPENS FRA MARIE BAUS-COPPENS							25	Munkong SATHIENTHIRAKUL THA MONLAU COMPETICIÓN						
1	2:45.515	1:09.608	54.183	41.724	126.0	2:45.515	1	2:48.480	1:17.721	50.718	40.041	130.4	2:48.480		
2	2:12.226 B	36.266	48.388	47.572	217.3	4:57.741	2	2:00.631	34.540	46.548	39.543	231.3	4:49.111		
3	3:54.186	2:19.690	49.032	45.464	147.7	8:51.927	3	2:01.526	34.540	47.179	39.807	230.8	6:50.637		
4	1:58.728	34.734	45.362	38.632	232.3	10:50.655	4	2:13.203 B	34.481	46.235	52.487	235.8	9:03.840		
5	1:59.823	34.711	46.456	38.656	234.3	12:50.478	5	4:02.278	2:33.453	49.117	39.708	163.1	13:06.118		
6	1:59.290	34.233	45.590	39.467	233.8	14:49.768	6	2:00.938	34.792	46.828	39.318	230.8	15:07.056		
7	3:43.821 B	1:08.847	1:23.517	1:11.457	139.9	18:33.589	7	2:01.210	35.455	46.406	39.349	231.8	17:08.266		
							8	2:14.855 B	34.579	47.063	53.213	231.3	19:23.121		
							9	4:41.048	3:14.044	47.602	39.402	160.7	24:04.169		



SEAT LEON EUROCUP

Circuit de Barcelona - Catalunya

Free Practice 2

Analysis

■ Personal Best ■ Session Best B Crossing the finish line in pit lane

Lap	Time	Sector 1	Sector 2	Sector 3	T. Spd	Elapsed	Lap	Time	Sector 1	Sector 2	Sector 3	T. Spd	Elapsed
10	1:59.497	34.545	46.018	38.934	230.8	26:03.666	5	2:15.124 B	35.384	49.910	49.830	229.8	12:21.623
11	1:58.991	34.275	45.751	38.965	232.3	28:02.657	6	4:53.556	3:18.945	50.239	44.372	158.8	17:15.179
12	1:59.338	34.374	46.076	38.888	233.3	30:01.995	7	2:00.041	34.955	45.847	39.239	231.8	19:15.220

26 Antonio D'AMICO ITA						
ANTONIO D'AMICO						
1	3:18.107	1:40.364	54.784	42.959	151.3	3:18.107
2	1:59.087	34.505	45.946	38.636	228.3	5:17.194
3	1:59.258	34.461	45.672	39.125	231.3	7:16.452
4	2:24.278 B	38.549	49.576	56.153	191.2	9:40.730
5	4:23.029	2:44.923	56.851	41.255	94.7	14:03.759
6	2:00.039	35.693	45.931	38.415	229.3	16:03.798
7	1:58.263	34.111	45.246	38.906	231.8	18:02.061
8	1:59.458	34.220	46.036	39.202	231.8	20:01.519
9	2:31.386 B	38.787	58.509	54.090	190.1	22:32.905
10	4:07.906	2:38.856	49.174	39.876	146.3	26:40.811
11	1:58.773	34.539	45.494	38.740	231.3	28:39.584
12	1:59.176	34.419	45.695	39.062	231.3	30:38.760

33 Jordi ORIOLA ESP						
TARGET, SRL						
1	3:35.455 B	1:49.248	55.769	50.438	169.8	3:35.455
2	2:41.197	1:11.775	50.405	39.017	157.7	6:16.652
3	1:57.842	34.193	45.062	38.587	231.8	8:14.494
4	1:58.529	34.251	45.477	38.801	233.3	10:13.023
5	1:58.575	34.235	45.503	38.837	233.3	12:11.598
6	1:59.284	34.291	45.793	39.200	233.3	14:10.882
7	1:59.835	34.474	45.850	39.511	234.3	16:10.717
8	2:00.200	34.887	46.042	39.271	238.9	18:10.917
9	2:00.365	34.684	46.193	39.488	232.8	20:11.282
10	2:00.907	34.867	46.094	39.946	232.3	22:12.189
11	2:01.419	34.953	46.355	40.111	233.8	24:13.608
12	2:17.619 B	38.844	47.622	51.153	177.0	26:31.227

34 Stian PAULSEN NOR						
STIAN PAULSEN RACING						
1	2:38.192	1:11.035	47.727	39.430	153.6	2:38.192
2	1:58.611	34.411	45.423	38.777	230.3	4:36.803
3	1:58.088	34.166	45.245	38.677	232.3	6:34.891
4	1:59.113	34.268	45.335	39.510	234.3	8:34.004
5	1:58.275	34.157	45.365	38.753	233.3	10:32.279
6	1:58.918	34.156	45.658	39.104	233.8	12:31.197
7	2:16.459 B	36.080	47.646	52.733	185.9	14:47.656
8	3:42.400	2:18.385	45.663	38.352	141.2	18:30.056
9	1:57.519	34.198	45.084	38.237	231.3	20:27.575
10	1:57.265	33.940	44.865	38.460	234.8	22:24.840
11	2:02.305	34.473	46.549	41.283	236.8	24:27.145
12	1:58.446	34.020	45.263	39.163	234.8	26:25.591
13	2:25.619 B	37.582	47.829	1:00.208	191.8	28:51.210

44 Laia SANZ ESP						
SEAT SPORT						
1	4:00.472	2:23.383	53.232	43.857	131.9	4:00.472
2	2:01.649	35.194	46.866	39.589	229.8	6:02.121
3	2:02.019	35.081	47.287	39.651	231.3	8:04.140
4	2:02.359	35.360	46.903	40.096	231.3	10:06.499

61 Mario DABLANDER AUT						
SEAT AUSTRIA						
1	3:47.080	2:13.355	54.109	39.616	107.4	3:47.080
2	2:03.095	35.610	47.883	39.602	194.6	5:50.175
3	1:58.703	34.425	45.549	38.729	229.8	7:48.878
4	2:07.374 B	34.314	45.845	47.215	231.3	9:56.252
5	4:39.339	3:13.987	46.516	38.836	163.6	14:35.591
6	1:58.449	34.134	45.464	38.851	228.8	16:34.040
7	2:05.252 B	34.176	46.004	45.072	230.3	18:39.292
8	4:43.496	3:17.894	46.750	38.852	156.5	23:22.788
9	1:59.503	34.707	45.779	39.017	233.3	25:22.291
10	1:58.920	34.340	45.679	38.901	232.8	27:21.211
11	2:00.043	34.722	46.022	39.299	231.8	29:21.254
12	2:01.350	34.608	47.051	39.691	233.8	31:22.604

67 Marco PELLEGRINI ITA						
MARCO PELLEGRINI						
1	2:40.416	1:12.446	48.321	39.649	157.7	2:40.416
2	1:59.772	34.540	46.213	39.019	232.3	4:40.188
3	2:00.130	34.387	46.540	39.203	233.8	6:40.318
4	2:01.016	34.592	46.657	39.767	235.3	8:41.334
5	2:11.692 B	34.774	46.549	50.369	231.8	10:53.026
6	4:32.392	3:05.430	47.060	39.902	167.2	15:25.418
7	2:08.532	41.345	47.981	39.206	232.8	17:33.950
8	1:58.975	34.298	45.530	39.147	232.8	19:32.925
9	1:59.089	34.488	45.424	39.177	234.3	21:32.014
10	2:00.788	34.553	46.108	40.127	235.8	23:32.802
11	1:59.723	34.536	45.867	39.320	231.8	25:32.525
12	2:00.863	34.839	46.522	39.502	231.8	27:33.388
13	2:01.479	34.820	46.649	40.010	230.8	29:34.867
14	2:07.781	41.530	46.453	39.798	201.9	31:42.648

73 Mateu CLEMENT FRA						
MATEU CLEMENT						
1	3:34.567	1:53.037	57.045	44.485	143.6	3:34.567
2	2:00.375	35.086	46.268	39.021	226.4	5:34.942
3	2:00.033	34.666	46.129	39.238	228.8	7:34.975
4	2:02.858	34.721	46.359	41.778	229.8	9:37.833
5	2:03.543	35.188	48.149	40.206	230.8	11:41.376
6	2:00.480	34.724	46.221	39.535	229.3	13:41.856
7	2:14.323 B	34.890	46.998	52.435	229.3	15:56.179
8	4:49.554	3:17.316	52.313	39.925	124.0	20:45.733
9	1:59.784	34.544	46.097	39.143	229.8	22:45.517
10	1:59.322	34.267	45.827	39.228	235.3	24:44.839
11	2:00.441	34.636	46.220	39.585	234.3	26:45.280
12	2:15.772	37.426	50.954	47.392	234.3	29:01.052



SEAT LEON EUROCUP

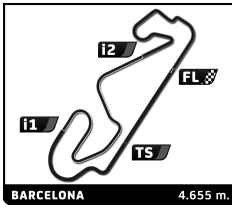
Circuit de Barcelona - Catalunya

Free Practice 2

Analysis

■ Personal Best
 ■ Session Best
 B Crossing the finish line in pit lane

Lap	Time	Sector 1	Sector 2	Sector 3	T. Spd	Elapsed	Lap	Time	Sector 1	Sector 2	Sector 3	T. Spd	Elapsed
77	Jean-laurent NAVARRO						FRA						
	JEAN-LAURENT NAVARRO												
1	3:35.068	1:53.017	56.536	45.515	140.4	3:35.068							
2	2:08.686	38.395	48.458	41.833	205.3	5:43.754							
3	2:06.997	38.527	48.862	39.608	197.4	7:50.751							
4	1:58.934	34.404	45.583	38.947	229.8	9:49.685							
5	1:58.851	34.091	45.638	39.122	231.8	11:48.536							
6	2:00.112	34.875	46.039	39.198	230.3	13:48.648							
7	2:16.363 B	38.950	47.924	49.489	194.6	16:05.011							
8	4:26.732	2:59.352	47.812	39.568	114.6	20:31.743							
9	1:58.553	34.224	45.738	38.591	230.8	22:30.296							
10	1:58.517	33.836	45.800	38.881	235.8	24:28.813							
11	1:58.963	34.108	45.789	39.066	233.8	26:27.776							
12	2:13.050 B	34.637	46.514	51.899	232.8	28:40.826							
87	Edina BÚS						HUN						
	B3 HUNGARY KFT												
1	3:29.191	1:45.517	59.989	43.685	139.2	3:29.191							
2	1:58.763	34.441	45.628	38.694	229.8	5:27.954							
3	1:58.844	34.218	45.588	39.038	229.3	7:26.798							
4	1:59.435	34.653	45.842	38.940	230.8	9:26.233							
5	2:17.940 B	36.686	51.982	49.272	229.8	11:44.173							
6	4:09.876	2:43.051	47.515	39.310	132.7	15:54.049							
7	1:59.214	34.545	45.689	38.980	228.8	17:53.263							
8	2:00.419	34.773	46.108	39.538	230.3	19:53.682							
9	2:00.317	34.993	45.964	39.360	228.8	21:53.999							
10	2:00.352	34.933	45.917	39.502	229.8	23:54.351							
11	2:02.363	35.047	46.286	41.030	229.8	25:56.714							
12	2:02.232	35.696	46.691	39.845	233.8	27:58.946							
13	2:28.527 B	36.881	53.107	58.539	231.3	30:27.473							
99	Alberto BASSI						ITA						
	SEAT SPORT												
1	2:32.195	1:02.869	48.590	40.736	164.9	2:32.195							
2	2:01.161	35.275	46.461	39.425	227.4	4:33.356							
3	1:59.955	34.757	45.994	39.204	231.8	6:33.311							
4	2:01.958	34.482	46.132	41.344	235.3	8:35.269							
5	2:01.861	34.880	47.053	39.928	237.4	10:37.130							
6	2:01.703	34.703	46.541	40.459	235.3	12:38.833							
7	2:10.100 B	35.192	47.283	47.625	232.8	14:48.933							
8	6:08.003	4:41.837	46.774	39.392	168.0	20:56.936							
9	1:59.009	34.355	45.553	39.101	231.8	22:55.945							
10	1:58.964	34.134	45.573	39.257	233.8	24:54.909							
11	2:00.122	34.590	45.991	39.541	232.3	26:55.031							
12	2:00.647	34.740	46.168	39.739	232.8	28:55.678							
13	2:01.533	34.821	46.430	40.282	231.8	30:57.211							



SEAT LEON EUROCUP

Circuit de Barcelona - Catalunya

Qualifying

Final Classification

Nr.	Driver	Nat	Team	Car	Time	Lap	Total	Gap	Kph
1	6 Mikel AZCONA	ESP	PCR SPORT		1:55.356	8	9	-	145.3
2	1 Pol ROSELL	ESP	BAPORO MOTORSPORT		1:55.426	8	12	+0.070	145.2
3	24 Niels LANGEVELD	NDL	TARGET, SRL		1:55.862	11	12	+0.506	144.6
4	18 Jimmy ANTUNES	FRA	MONLAU COMPETICIÓN		1:55.881	10	12	+0.525	144.6
5	33 Jordi ORIOLA	ESP	TARGET, SRL		1:56.094	4	11	+0.738	144.3
6	9 Lucile CYPRIANO	FRA	LUCILE CYPRIANO		1:56.121	7	8	+0.765	144.3
7	2 Manuel GIAO	PRT	BAPORO MOTORSPORT		1:56.183	8	9	+0.827	144.2
8	8 Shane anthony WILLIAMS	ZAF	WOLF-POWER RACING		1:56.373	6	11	+1.017	144.0
9	34 Stian PAULSEN	NOR	STIAN PAULSEN RACING		1:56.381	10	11	+1.025	144.0
10	22 Alexander MORGAN	UK	BAPORO MOTORSPORT		1:56.410	6	11	+1.054	144.0
11	99 Alberto BASSI	ITA	SEAT SPORT		1:56.480	9	11	+1.124	143.9
12	44 Laia SANZ	ESP	SEAT SPORT		1:56.533	8	12	+1.177	143.8
13	11 Jürgen SCHMARL	AUT	TARGET, SRL		1:56.541	8	12	+1.185	143.8
14	19 Attila TASSI	HUN	B3 HUNGARY KFT		1:56.560	7	8	+1.204	143.8
15	23 Stefano ZANINI	MCO	STEFANO ZANINI		1:56.702	7	11	+1.346	143.6
16	13 Amalia VINYES	ESP	BAPORO MOTORSPORT		1:56.707	12	12	+1.351	143.6
17	4 David CEBRIAN	ESP	MONLAU COMPETICIÓN		1:56.773	3	11	+1.417	143.5
18	61 Mario DABLANDER	AUT	SEAT AUSTRIA		1:56.788	6	10	+1.432	143.5
19	3 Julien BRICHÉ	FRA	JULIEN BRICHÉ		1:56.808	7	10	+1.452	143.5
20	10 Mauricio HERNANDEZ	CRI	TARGET, SRL		1:56.852	8	12	+1.496	143.4
21	67 Marco PELLEGRINI	ITA	MARCO PELLEGRINI		1:56.980	3	11	+1.624	143.3
22	12 Dejan BULATOVIC	MNE	LEIN RACING		1:56.996	9	12	+1.640	143.2
23	26 Antonio D'AMICO	ITA	ANTONIO D'AMICO		1:57.029	4	11	+1.673	143.2
24	20 Lourenço BEIRÃO DA VEIGA	PRT	LOURENÇO BEIRÃO DA VEIGA		1:57.102	10	11	+1.746	143.1
25	5 Thibaut MOURGUES	FRA	THIBAUT MOURGUES		1:57.156	8	12	+1.800	143.0
26	77 Jean-laurent NAVARRO	FRA	JEAN-LAURENT NAVARRO		1:57.204	8	12	+1.848	143.0
27	87 Edina BÚS	HUN	B3 HUNGARY KFT		1:57.537	7	10	+2.181	142.6
28	21 Marie BAUS-COPPENS	FRA	MARIE BAUS-COPPENS		1:57.539	3	14	+2.183	142.6
29	16 Harriet ARRUBARRENA	ESP	PCR SPORT		1:57.573	10	11	+2.217	142.5
30	14 Jeremie LESOUDIER	FRA	JEREMIE LESOUDIER		1:57.872	7	8	+2.516	142.2
31	73 Mateu CLEMENT	FRA	MATEU CLEMENT		1:58.256	7	8	+2.900	141.7
32	17 Mladen LALUSIC	SRB	LEIN RACING		1:58.370	6	7	+3.014	141.6
33	25 Munkong SATHIENTHIRAKUL	THA	MONLAU COMPETICIÓN		1:58.536	10	13	+3.180	141.4

Fastest Lap Lap 8 Mikel AZCONA 1:55.356 145.3 Kph

Published at:

Track Status: **DRY**

Stewards:	Timekeeper:
-----------	-------------



SEAT LEON EUROCUP

Circuit de Barcelona - Catalunya

Qualifying

Best Sector Times

SECTOR 1			SECTOR 2			SECTOR 3			Pos	Driver	Ideal Lap	Best Lap
Pos	Driver	Time	Driver	Time	Driver	Time						
1	24 N.LANGEVELD	33.314	6 M.AZCONA	44.114	6 M.AZCONA	37.539	1	6 M.AZCONA	1'55.194	1:55.356	(1)	
2	18 J.ANTUNES	33.340	24 N.LANGEVELD	44.299	1 P.ROSELL	37.718	2	1 P.ROSELL	1'55.426	1:55.426	(2)	
3	1 P.ROSELL	33.364	34 S.PAULSEN	44.335	18 J.ANTUNES	37.787	3	24 N.LANGEVELD	1'55.494	1:55.862	(3)	
4	2 M.GIAO	33.466	1 P.ROSELL	44.344	24 N.LANGEVELD	37.881	4	18 J.ANTUNES	1'55.553	1:55.881	(4)	
5	33 J.ORIOLA	33.503	19 A.TASSI	44.362	9 L.CYPRIANO	37.896	5	33 J.ORIOLA	1'55.913	1:56.094	(5)	
6	4 D.CEBRIAN	33.533	18 J.ANTUNES	44.426	8 S.WILLIAMS	37.958	6	2 M.GIAO	1'56.076	1:56.183	(7)	
7	6 M.AZCONA	33.541	33 J.ORIOLA	44.439	2 M.GIAO	37.967	7	34 S.PAULSEN	1'56.100	1:56.381	(9)	
8	19 A.TASSI	33.561	22 A.MORGAN	44.511	33 J.ORIOLA	37.971	8	9 L.CYPRIANO	1'56.121	1:56.121	(6)	
9	8 S.WILLIAMS	33.564	9 L.CYPRIANO	44.605	44 L.SANZ	37.993	9	8 S.WILLIAMS	1'56.139	1:56.373	(8)	
10	22 A.MORGAN	33.614	8 S.WILLIAMS	44.617	10 M.HERNANDEZ	38.020	10	22 A.MORGAN	1'56.211	1:56.410	(10)	
11	9 L.CYPRIANO	33.620	99 A.BASSI	44.625	61 M.DABLANDER	38.033	11	23 S.ZANINI	1'56.411	1:56.702	(15)	
12	67 M.PELLEGRINI	33.657	44 L.SANZ	44.629	34 S.PAULSEN	38.054	12	44 L.SANZ	1'56.469	1:56.533	(12)	
13	13 A.VINYES	33.660	2 M.GIAO	44.643	23 S.ZANINI	38.056	13	4 D.CEBRIAN	1'56.472	1:56.773	(17)	
14	11 J.SCHMARL	33.663	11 J.SCHMARL	44.644	20 L.BEIRÃO DA VEIGA	38.081	14	19 A.TASSI	1'56.472	1:56.560	(14)	
15	23 S.ZANINI	33.693	23 S.ZANINI	44.662	22 A.MORGAN	38.086	15	99 A.BASSI	1'56.480	1:56.480	(11)	
16	77 J.NAVARRO	33.702	12 D.BULATOVIC	44.724	4 D.CEBRIAN	38.094	16	11 J.SCHMARL	1'56.525	1:56.541	(13)	
17	34 S.PAULSEN	33.711	13 A.VINYES	44.737	99 A.BASSI	38.128	17	10 M.HERNANDEZ	1'56.567	1:56.852	(20)	
18	10 M.HERNANDEZ	33.725	3 J.BRICHÉ	44.795	3 J.BRICHÉ	38.214	18	13 A.VINYES	1'56.616	1:56.707	(16)	
19	99 A.BASSI	33.727	26 A.D'AMICO	44.815	11 J.SCHMARL	38.218	19	3 J.BRICHÉ	1'56.742	1:56.808	(19)	
20	26 A.D'AMICO	33.732	10 M.HERNANDEZ	44.822	13 A.VINYES	38.219	20	61 M.DABLANDER	1'56.783	1:56.788	(18)	
21	3 J.BRICHÉ	33.733	4 D.CEBRIAN	44.845	21 M.BAUS-COPPENS	38.233	21	12 D.BULATOVIC	1'56.871	1:56.996	(22)	
22	5 T.MOURGUES	33.761	67 M.PELLEGRINI	44.850	12 D.BULATOVIC	38.255	22	67 M.PELLEGRINI	1'56.883	1:56.980	(21)	
23	20 L.BEIRÃO DA VEIGA	33.819	77 J.NAVARRO	44.867	5 T.MOURGUES	38.310	23	26 A.D'AMICO	1'56.906	1:57.029	(23)	
24	44 L.SANZ	33.847	5 T.MOURGUES	44.889	14 J.LESODIER	38.358	24	5 T.MOURGUES	1'56.960	1:57.156	(25)	
25	61 M.DABLANDER	33.858	61 M.DABLANDER	44.892	26 A.D'AMICO	38.359	25	77 J.NAVARRO	1'56.963	1:57.204	(26)	
26	12 D.BULATOVIC	33.892	16 H.ARRUABARRENA	44.915	67 M.PELLEGRINI	38.376	26	20 L.BEIRÃO DA VEIGA	1'57.047	1:57.102	(24)	
27	16 H.ARRUABARRENA	33.919	20 L.BEIRÃO DA VEIGA	45.147	87 E.BÚS	38.387	27	16 H.ARRUABARRENA	1'57.232	1:57.573	(29)	
28	87 E.BÚS	33.939	87 E.BÚS	45.156	77 J.NAVARRO	38.394	28	87 E.BÚS	1'57.482	1:57.537	(27)	
29	73 M.CLEMENT	34.028	73 M.CLEMENT	45.227	16 H.ARRUABARRENA	38.398	29	21 M.BAUS-COPPENS	1'57.539	1:57.539	(28)	
30	14 J.LESODIER	34.032	21 M.BAUS-COPPENS	45.253	25 M.SATHIENTHIRAKU	38.526	30	14 J.LESODIER	1'57.730	1:57.872	(30)	
31	21 M.BAUS-COPPENS	34.053	25 M.SATHIENTHIRAKU	45.297	19 A.TASSI	38.549	31	73 M.CLEMENT	1'57.910	1:58.256	(31)	
32	17 M.LALUSIC	34.076	14 J.LESODIER	45.340	73 M.CLEMENT	38.655	32	25 M.SATHIENTHIRAKUL	1'58.157	1:58.536	(33)	
33	25 M.SATHIENTHIRAKU	34.334	17 M.LALUSIC	45.383	17 M.LALUSIC	38.753	33	17 M.LALUSIC	1'58.212	1:58.370	(32)	



SEAT LEON EUROCUP

Circuit de Barcelona - Catalunya

After Qualifying

Event maximum speed

Driver	Team	Car	Class	Top Speed	Lap	Session
4 David CEBRIAN	MONLAU COMPETICIÓN			240.0	4	Qualifying
9 Lucile CYPRIANO	LUCILE CYPRIANO			239.5	5	Free Practice 1
11 Jürgen SCHMARL	TARGET, SRL			239.5	6	Free Practice 1
87 Edina BÚS	B3 HUNGARY KFT			239.5	7	Qualifying
2 Manuel GIAO	BAPORO MOTORSPORT			238.9	5	Free Practice 2
33 Jordi ORIOLA	TARGET, SRL			238.9	8	Free Practice 2
5 Thibaut MOURGUES	THIBAUT MOURGUES			238.4	8	Qualifying
21 Marie BAUS-COPPENS	MARIE BAUS-COPPENS			238.4	5	Free Practice 1
24 Niels LANGEVELD	TARGET, SRL			238.4	4	Free Practice 2
99 Alberto BASSI	SEAT SPORT			238.4	7	Free Practice 1
1 Pol ROSELL	BAPORO MOTORSPORT			237.9	12	Free Practice 1
18 Jimmy ANTUNES	MONLAU COMPETICIÓN			237.9	4	Free Practice 2
3 Julien BRICHÉ	JULIEN BRICHÉ			237.4	11	Qualifying
12 Dejan BULATOVIC	LEIN RACING			237.4	6	Free Practice 1
19 Attila TASSI	B3 HUNGARY KFT			237.4	10	Free Practice 2
67 Marco PELLEGRINI	MARCO PELLEGRINI			237.4	11	Free Practice 1
10 Mauricio HERNANDEZ	TARGET, SRL			236.8	6	Free Practice 2
13 Amalia VINYES	BAPORO MOTORSPORT			236.8	9	Qualifying
34 Stian PAULSEN	STIAN PAULSEN RACING			236.8	11	Free Practice 2
23 Stefano ZANINI	STEFANO ZANINI			236.3	6	Qualifying
8 Shane anthony WILLIAMS	WOLF-POWER RACING			235.8	4	Free Practice 1
25 Munkong SATHIENTHIRAKUL	MONLAU COMPETICIÓN			235.8	4	Free Practice 2
26 Antonio D'AMICO	ANTONIO D'AMICO			235.8	4	Qualifying
73 Mateu CLEMENT	MATEU CLEMENT			235.8	4	Free Practice 1
77 Jean-laurent NAVARRO	JEAN-LAURENT NAVARRO			235.8	9	Qualifying
14 Jeremie LESOUDIER	JEREMIE LESOUDIER			235.3	2	Qualifying
17 Mladen LALUSIC	LEIN RACING			235.3	4	Qualifying
22 Alexander MORGAN	BAPORO MOTORSPORT			235.3	6	Free Practice 1
16 Harriet ARRUBARRENA	PCR SPORT			234.8	3	Free Practice 2
20 Lourenço BEIRÃO DA VEIGA	LOURENÇO BEIRÃO DA VEIGA			234.8	11	Free Practice 2
6 Mikel AZCONA	PCR SPORT			234.3	3	Qualifying
44 Laia SANZ	SEAT SPORT			234.3	9	Qualifying
61 Mario DABLANDER	SEAT AUSTRIA			233.8	12	Free Practice 2



SEAT LEON EUROCUP

Circuit de Barcelona - Catalunya

Qualifying

Fastest Lap Sequence

Practice Time	Driver	Team	Car	Class	Time	Kph	Lap
4:24.253	13 Amalia VINYES	BAPORO MOTORSPORT			2:02.886	136.4	2
4:25.893	34 Stian PAULSEN	STIAN PAULSEN RACING			1:59.065	140.7	2
4:27.623	99 Alberto BASSI	SEAT SPORT			1:58.543	141.4	2
5:41.643	73 Mateu CLEMENT	MATEU CLEMENT			1:58.390	141.5	2
5:58.655	3 Julien BRICHÉ	JULIEN BRICHÉ			1:56.934	143.3	2
6:50.803	6 Mikel AZCONA	PCR SPORT			1:55.871	144.6	2
16:10.546	6 Mikel AZCONA	PCR SPORT			1:55.653	144.9	5
20:28.409	1 Pol ROSELL	BAPORO MOTORSPORT			1:55.426	145.2	8
25:13.111	6 Mikel AZCONA	PCR SPORT			1:55.356	145.3	8



SEAT LEON EURO CUP

Circuit de Barcelona - Catalunya

Qualifying

Analysis

■ Personal Best
 ■ Session Best
 ■ Crossing the finish line in pit lane

Lap	Time	Sector 1	Sector 2	Sector 3	T. Spd	Elapsed	Lap	Time	Sector 1	Sector 2	Sector 3	T. Spd	Elapsed
1 PoI ROSELL ESP BAPORO MOTORSPORT							5 Thibaut MOURGUES FRA THIBAUT MOURGUES						
1	2:25.795 B	47.299	49.452	49.044	139.9	2:25.795	1	4:05.005	2:21.090	1:02.892	41.023	93.4	4:05.005
2	4:14.861	2:47.109	47.012	40.740	165.4	6:40.656	2	2:17.892	40.456	55.819	41.617	231.8	6:22.897
3	2:02.300	33.409	46.520	42.371	233.8	8:42.956	3	1:57.326	33.769	45.247	38.310	229.8	8:20.223
4	1:55.994	33.493	44.532	37.969	235.8	10:38.950	4	1:57.758	33.940	45.239	38.579	232.3	10:17.981
5	2:14.944 B	33.982	50.411	50.551	233.8	12:53.894	5	2:16.150 B	38.276	49.739	48.135	204.5	12:34.131
6	3:36.479	2:09.217	47.568	39.694	99.4	16:30.373	6	4:02.472	2:29.981	51.642	40.849	109.9	16:36.603
7	2:02.610	35.202	48.241	39.167	233.3	18:32.983	7	2:13.319	33.894	53.713	45.712	233.8	18:49.922
8	1:55.426	33.364	44.344	37.718	235.3	20:28.409	8	1:57.156	33.926	44.889	38.341	238.4	20:47.078
9	2:02.146 B	33.876	44.948	43.322	236.3	22:30.555	9	1:57.359	33.761	45.103	38.495	237.9	22:44.437
10	3:03.415	1:36.919	45.013	41.483	166.7	25:33.970	10	2:42.892 B	43.155	1:01.433	58.304	147.3	25:27.329
11	1:57.574	33.662	45.038	38.874	231.8	27:31.544	11	2:31.231	55.418	54.035	41.778	161.2	27:58.560
12	2:10.315 B	33.783	44.766	51.766	235.3	29:41.859	12	1:57.766	34.011	45.427	38.328	236.3	29:56.326
2 Manuel GIAO PRT BAPORO MOTORSPORT							6 Mikel AZCONA ESP PCR SPORT						
1	2:27.624 B	48.247	49.693	49.684	143.0	2:27.624	1	4:54.932	3:29.870	46.551	38.511	106.9	4:54.932
2	4:09.966	2:40.330	50.011	39.625	100.4	6:37.590	2	1:55.871	33.648	44.479	37.744	230.3	6:50.803
3	2:06.504	33.591	52.875	40.038	235.8	8:44.094	3	2:36.146 B	39.087	1:01.885	55.174	234.3	9:26.949
4	1:56.288	33.546	44.775	37.967	236.3	10:40.382	4	4:47.944	3:10.033	53.941	43.970	102.7	14:14.893
5	2:12.348 B	33.466	48.382	50.500	236.3	12:52.730	5	1:55.653	33.541	44.534	37.578	230.8	16:10.546
6	3:58.380 B	2:21.347	48.914	48.119	163.1	16:51.110	6	2:27.937 B	39.989	55.437	52.511	201.9	18:38.483
7	4:34.019	3:07.407	47.915	38.697	113.4	21:25.129	7	4:39.272	2:59.153	53.652	46.467	123.6	23:17.755
8	1:56.183	33.502	44.643	38.038	233.3	23:21.312	8	1:55.356	33.703	44.114	37.539	229.3	25:13.111
9	2:08.620 B	33.626	44.937	50.057	236.3	25:29.932	9	2:34.865 B	41.941	1:00.511	52.413	179.4	27:47.976
3 Julien BRICHÉ FRA JULIEN BRICHÉ							8 Shane anthony WILLIAMS ZAF WOLF-POWER RACING						
1	4:01.721	2:19.285	1:02.719	39.717	92.1	4:01.721	1	2:38.184	1:02.610	55.250	40.324	162.4	2:38.184
2	1:56.934	33.925	44.795	38.214	231.8	5:58.655	2	2:11.028	45.508	46.653	38.867	231.8	4:49.212
3	2:29.528 B	36.711	51.834	1:00.983	232.3	8:28.183	3	1:57.832	34.148	45.279	38.405	229.8	6:47.044
4	6:00.645	4:31.829	48.826	39.990	118.7	14:28.828	4	2:13.656 B	35.665	47.454	50.537	197.8	9:00.700
5	2:04.187	34.965	50.164	39.058	233.8	16:33.015	5	4:28.672	3:03.577	46.398	38.697	144.2	13:29.372
6	2:16.383	34.080	59.109	43.194	235.8	18:49.398	6	1:56.373	33.798	44.617	37.958	231.3	15:25.745
7	1:56.808	33.733	44.848	38.227	236.8	20:46.206	7	2:16.372 B	35.630	48.529	52.213	229.3	17:42.117
8	2:20.409 B	34.809	53.341	52.259	236.8	23:06.615	8	4:12.616	2:45.912	47.918	38.786	154.5	21:54.733
9	4:51.552	3:13.007	56.654	41.891	89.1	27:58.167	9	1:59.727	33.564	45.409	40.754	234.8	23:54.460
10	1:57.558	34.097	45.096	38.365	233.3	29:55.725	10	1:57.351	33.840	44.975	38.536	232.8	25:51.811
4 David CEBRIAN ESP MONLAU COMPETICIÓN							9 Lucile CYPRIANO FRA LUCILE CYPRIANO						
1	2:49.535 B	1:08.273	53.026	48.236	129.5	2:49.535	1	2:47.989	1:05.026	59.630	43.333	149.4	2:47.989
2	3:58.197	2:29.326	46.700	42.171	165.6	6:47.732	2	2:11.628	39.177	51.562	40.889	199.6	4:59.617
3	1:56.773	33.533	44.845	38.395	237.4	8:44.505	3	2:01.708	33.968	47.399	40.341	233.8	7:01.325
4	1:56.947	33.673	44.911	38.363	240.0	10:41.452	4	1:56.561	33.799	44.698	38.064	234.8	8:57.886
5	2:10.314 B	33.867	45.266	51.181	237.4	12:51.766	5	2:18.810 B	36.712	52.086	50.012	218.2	11:16.696
6	4:38.955	2:55.214	58.902	44.839	145.6	17:30.721	6	7:31.531	5:48.557	1:00.165	42.809	159.8	18:48.227
7	2:13.765	37.387	56.618	39.760	213.0	19:44.486	7	1:56.121	33.620	44.605	37.896	235.8	20:44.348
8	1:56.978	33.911	44.933	38.134	233.3	21:41.464	8	2:06.833 B	33.629	44.811	48.393	237.4	22:51.181
9	1:56.857	33.771	44.992	38.094	234.3	23:38.321							
10	1:57.311	33.968	45.006	38.337	232.8	25:35.632							
11	1:57.968	33.965	45.218	38.785	235.3	27:33.600							
10 Mauricio HERNANDEZ CRI TARGET, SRL													
1	2:50.175	1:09.293	55.673	45.209	120.8	2:50.175							



SEAT LEON EURO CUP

Circuit de Barcelona - Catalunya

Qualifying

Analysis

■ Personal Best
 ■ Session Best
 ■ Crossing the finish line in pit lane

Lap	Time	Sector 1	Sector 2	Sector 3	T. Spd	Elapsed	Lap	Time	Sector 1	Sector 2	Sector 3	T. Spd	Elapsed
11 Jürgen SCHMARL AUT TARGET, SRL													
1	2:56.631	1:13.943	58.312	44.376	133.2	2:56.631							
2	2:20.046B	39.227	50.381	50.438	190.8	5:16.677							
3	4:25.338	2:56.245	48.949	40.144	159.5	9:42.015							
4	1:56.626	33.663	44.719	38.244	231.8	11:38.641							
5	1:57.351	33.754	44.795	38.802	233.3	13:35.992							
6	2:09.080B	34.584	45.951	48.545	234.8	15:45.072							
7	3:44.215	2:15.862	48.442	39.911	152.1	19:29.287							
8	1:56.541	33.679	44.644	38.218	232.8	21:25.828							
9	2:11.024B	34.285	47.877	48.862	238.4	23:36.852							
10	3:52.230	2:20.127	52.192	39.911	147.3	27:29.082							
11	1:56.934	33.884	44.666	38.384	232.3	29:26.016							
12	1:57.498	33.687	45.246	38.565	234.8	31:23.514							
12 Dejan BULATOVIC MNE LEIN RACING													
1	3:12.230	1:31.520	57.088	43.622	120.9	3:12.230							
2	1:59.402	34.903	46.071	38.428	230.8	5:11.632							
3	1:57.833	33.935	45.643	38.255	233.3	7:09.465							
4	1:58.338	33.892	45.390	39.056	235.3	9:07.803							
5	2:05.393	36.338	48.766	40.289	228.8	11:13.196							
6	1:58.990	34.187	45.588	39.215	232.3	13:12.186							
7	2:30.279B	39.939	56.431	53.909	189.5	15:42.465							
8	4:13.320	2:48.431	46.396	38.493	136.0	19:55.785							
9	1:56.996	33.924	44.724	38.348	233.8	21:52.781							
10	1:57.646	34.046	44.849	38.751	233.8	23:50.427							
11	2:15.816B	34.113	45.557	56.146	232.3	26:06.243							
12	6:41.355B					32:47.598							
13 Amalia VINYES ESP BAPORO MOTORSPORT													
1	2:21.367	50.099	49.242	42.026	150.2	2:21.367							
2	2:02.886	36.114	47.002	39.770	227.8	4:24.253							
3	2:06.803	33.831	48.431	44.541	232.3	6:31.056							
4	1:58.041	33.660	45.646	38.735	234.8	8:29.097							
5	1:57.829	34.024	45.212	38.593	232.3	10:26.926							
6	2:10.922B	35.287	46.767	48.868	234.8	12:37.848							
7	3:56.846	2:25.875	50.752	40.219	100.4	16:34.694							
8	1:59.770	33.771	46.557	39.442	235.3	18:34.464							
9	1:57.461	33.744	45.011	38.706	236.8	20:31.925							
10	2:08.035B	33.949	47.157	46.929	235.8	22:39.960							
11	3:36.705	2:11.170	46.417	39.118	138.8	26:16.665							
12	1:56.707	33.751	44.737	38.219	233.3	28:13.372							
14 Jeremie LESOUDIER FRA JEREMIE LESOUDIER													
1	4:05.757	2:22.502	1:02.493	40.762	104.2	4:05.757							
2	2:17.679	39.966	56.430	41.283	235.3	6:23.436							
3	2:28.236	34.032	1:09.570	44.634	234.8	8:51.672							
4	1:58.145	34.085	45.600	38.460	231.3	10:49.817							
5	2:31.548B	40.084	57.411	54.053	234.3	13:21.365							
6	9:57.800	8:19.466	54.088	44.246	132.0	23:19.165							
7	1:57.872	34.174	45.340	38.358	234.3	25:17.037							
8	2:22.834	40.885	58.923	43.026	234.3	27:39.871							
16 Harriet ARRUBARRENA ESP PCR SPORT													
1	5:05.669	3:32.294	50.517	42.858	124.9	5:05.669							
2	2:09.321	37.297	51.751	40.273	211.8	7:14.990							
3	1:57.707	33.919	45.356	38.432	232.3	9:12.697							
4	2:29.703B	38.678	53.563	57.462	210.5	11:42.400							
5	4:04.740	2:34.253	49.941	40.546	156.1	15:47.140							
6	1:58.439	34.826	45.215	38.398	227.8	17:45.579							
7	1:57.691	33.997	45.099	38.595	230.3	19:43.270							
8	2:35.280B	39.960	1:02.355	52.965	155.2	22:18.550							
9	3:36.704	2:06.680	50.077	39.947	153.2	25:55.254							
10	1:57.573	34.083	44.915	38.575	230.8	27:52.827							
11	1:58.408	34.115	45.393	38.900	231.8	29:51.235							
17 Mladen LALUSIC SRB LEIN RACING													
1	3:12.524	1:32.062	57.197	43.265	138.8	3:12.524							
2	1:59.932	34.913	46.159	38.860	233.3	5:12.456							
3	1:58.601	34.132	45.716	38.753	234.3	7:11.057							
4	2:41.314B	35.019	1:02.984	1:03.311	235.3	9:52.371							
5	6:17.065	4:50.285	47.548	39.232	116.4	16:09.436							
6	1:58.370	34.076	45.383	38.911	231.8	18:07.806							
7	2:17.582B	34.264	46.187	57.131	232.8	20:25.388							
18 Jimmy ANTUNES FRA MONLAU COMPETICIÓN													
1	2:34.886B	56.484	51.138	47.264	164.4	2:34.886							
2	4:09.379	2:42.288	46.643	40.448	168.5	6:44.265							
3	1:57.070	33.340	45.698	38.032	235.3	8:41.335							
4	2:04.925B	33.674	45.197	46.054	234.8	10:46.260							
5	3:36.365	2:10.582	46.869	38.914	166.2	14:22.625							
6	1:55.929	33.480	44.595	37.854	234.3	16:18.554							
7	1:56.225	33.496	44.426	38.303	236.3	18:14.779							
8	2:13.334B	34.032	45.356	53.946	235.3	20:28.113							
9	3:15.245	1:50.417	46.588	38.240	148.4	23:43.358							
10	1:55.881	33.499	44.595	37.787	234.3	25:39.239							
11	2:11.916B	34.306	48.322	49.288	235.8	27:51.155							
12	4:31.109B					32:22.264							
19 Attila TASSI HUN B3 HUNGARY KFT													
1	3:00.702B	1:11.890	57.840	50.972	130.0	3:00.702							
2	4:06.452	2:35.258	49.253	41.941	151.5	7:07.154							
3	2:17.128	36.705	54.968	45.455	233.8	9:24.282							



SEAT LEON EURO CUP

Circuit de Barcelona - Catalunya

Qualifying

Analysis

■ Personal Best
 ■ Session Best
 ■ B Crossing the finish line in pit lane

Lap	Time	Sector 1	Sector 2	Sector 3	T. Spd	Elapsed	Lap	Time	Sector 1	Sector 2	Sector 3	T. Spd	Elapsed
4	1:57.413	33.561	45.295	38.557	233.8	11:21.695	4	2:03.400 B	33.782	45.372	44.246	234.8	11:04.000
5	2:27.177 B	39.543	53.655	53.979	222.2	13:48.872	5	5:37.782	4:03.920	52.269	41.593	166.9	16:41.782
6	4:01.377	2:34.551	46.816	40.010	161.0	17:50.249	6	1:59.587	33.693	45.214	40.680	236.3	18:41.369
7	1:56.560	33.649	44.362	38.549	232.3	19:46.809	7	1:56.702	33.830	44.662	38.210	234.3	20:38.071
8	2:33.041 B	41.295	55.963	55.783	174.2	22:19.850	8	2:04.029 B	33.780	45.605	44.644	233.8	22:42.100
20 Lourenço BEIRÃO DA VEIGA PRT LOURENÇO BEIRÃO DA VEIGA							9 3:52.997 2:19.723 50.941 42.333 161.0 26:35.097						
1 4:02.650 2:32.506 50.949 39.195 157.4 4:02.650							10 2:01.094 34.029 46.743 40.322 231.3 28:36.191						
2 1:57.832 33.819 45.322 38.691 233.8 6:00.482							11 1:56.837 33.830 44.951 38.056 231.8 30:33.028						
3 1:57.608 33.894 45.167 38.547 234.3 7:58.090													
4 2:11.386 B 34.560 46.276 50.550 234.3 10:09.476													
5 4:02.500 2:36.990 46.654 38.856 122.6 14:11.976													
6 2:12.014 34.301 58.645 39.068 231.8 16:23.990													
7 1:57.689 33.879 45.428 38.382 233.3 18:21.679													
8 2:13.081 B 34.421 45.951 52.709 233.3 20:34.760													
9 4:51.815 3:23.292 49.799 38.724 121.6 25:26.575													
10 1:57.102 33.866 45.155 38.081 232.3 27:23.677													
11 1:57.531 33.894 45.147 38.490 232.3 29:21.208													
24 Niels LANGEVELD NDL TARGET, SRL							1 2:35.636 59.546 53.212 42.878 145.4 2:35.636						
1 4:02.650 2:32.506 50.949 39.195 157.4 4:02.650							2 2:11.077 B 38.114 46.898 46.065 196.7 4:46.713						
2 1:57.832 33.819 45.322 38.691 233.8 6:00.482							3 4:17.010 2:38.880 53.767 44.363 168.0 9:03.723						
3 1:57.608 33.894 45.167 38.547 234.3 7:58.090							4 1:56.163 33.314 44.299 38.550 235.3 10:59.886						
4 2:11.386 B 34.560 46.276 50.550 234.3 10:09.476							5 1:56.768 33.642 44.877 38.249 233.8 12:56.654						
5 4:02.500 2:36.990 46.654 38.856 122.6 14:11.976							6 2:04.363 B 33.976 45.593 44.794 233.3 15:01.017						
6 2:12.014 34.301 58.645 39.068 231.8 16:23.990							7 3:29.380 2:04.958 45.764 38.658 168.2 18:30.397						
7 1:57.689 33.879 45.428 38.382 233.3 18:21.679							8 1:56.142 33.509 44.554 38.079 233.8 20:26.539						
8 2:13.081 B 34.421 45.951 52.709 233.3 20:34.760							9 2:02.209 B 33.502 45.051 43.656 234.3 22:28.748						
9 4:51.815 3:23.292 49.799 38.724 121.6 25:26.575							10 3:35.034 2:02.101 51.931 41.002 170.1 26:03.782						
10 1:57.102 33.866 45.155 38.081 232.3 27:23.677							11 1:55.862 33.481 44.500 37.881 232.3 27:59.644						
11 1:57.531 33.894 45.147 38.490 232.3 29:21.208							12 2:08.965 B 33.588 45.033 50.344 237.9 30:08.609						
25 Munkong SATHIENTHIRAKUL THA MONLAU COMPETICIÓN							1 3:11.921 1:28.019 59.313 44.589 112.6 3:11.921						
1 4:02.650 2:32.506 50.949 39.195 157.4 4:02.650							2 2:24.203 B 38.499 50.284 55.420 199.6 5:36.124						
2 1:57.832 33.819 45.322 38.691 233.8 6:00.482							3 3:46.354 2:16.356 49.352 40.646 99.9 9:22.478						
3 1:57.608 33.894 45.167 38.547 234.3 7:58.090							4 2:01.095 34.387 45.482 41.226 231.8 11:23.573						
4 2:11.386 B 34.560 46.276 50.550 234.3 10:09.476							5 1:58.973 34.334 45.706 38.933 235.3 13:22.546						
5 4:02.500 2:36.990 46.654 38.856 122.6 14:11.976							6 1:59.200 34.337 45.875 38.988 231.3 15:21.746						
6 2:12.014 34.301 58.645 39.068 231.8 16:23.990							7 2:13.155 B 35.009 47.140 51.006 231.8 17:34.901						
7 1:57.689 33.879 45.428 38.382 233.3 18:21.679							8 3:33.734 2:05.786 48.648 39.300 162.4 21:08.635						
8 2:13.081 B 34.421 45.951 52.709 233.3 20:34.760							9 1:58.800 34.547 45.727 38.526 232.3 23:07.435						
9 4:51.815 3:23.292 49.799 38.724 121.6 25:26.575							10 1:58.536 34.396 45.511 38.629 233.3 25:05.971						
10 1:57.102 33.866 45.155 38.081 232.3 27:23.677							11 1:58.794 34.430 45.297 39.067 231.8 27:04.765						
11 1:57.531 33.894 45.147 38.490 232.3 29:21.208							12 2:33.634 40.728 59.316 53.590 208.1 29:38.399						
							13 1:59.079 34.595 45.577 38.907 232.3 31:37.478						
26 Antonio D'AMICO ITA ANTONIO D'AMICO							1 3:16.808 B 1:21.067 59.158 56.583 122.7 3:16.808						
1 4:02.650 2:32.506 50.949 39.195 157.4 4:02.650							2 4:36.067 3:02.159 51.185 42.723 149.6 7:52.875						
2 1:57.832 33.819 45.322 38.691 233.8 6:00.482							3 2:00.198 34.314 45.670 40.214 233.3 9:53.073						
3 1:57.608 33.894 45.167 38.547 234.3 7:58.090							4 1:57.029 33.732 44.938 38.359 235.8 11:50.102						
4 2:11.386 B 34.560 46.276 50.550 234.3 10:09.476							5 1:57.743 34.184 44.999 38.560 235.8 13:47.845						
5 4:02.500 2:36.990 46.654 38.856 122.6 14:11.976							6 2:16.479 B 37.107 49.945 49.427 212.2 16:04.324						
6 2:12.014 34.301 58.645 39.068 231.8 16:23.990							7 4:11.836 2:45.586 47.043 39.207 162.7 20:16.160						
7 1:57.689 33.879 45.428 38.382 233.3 18:21.679							8 1:57.980 33.888 44.911 39.181 231.3 22:14.140						
8 2:13.081 B 34.421 45.951 52.709 233.3 20:34.760							9 1:57.267 33.902 44.815 38.550 231.3 24:11.407						
9 4:51.815 3:23.292 49.799 38.724 121.6 25:26.575							10 2:15.091 B 37.738 49.895 47.458 193.5 26:26.498						
10 1:57.102 33.866 45.155 38.081 232.3 27:23.677							11 3:20.571 1:55.570 46.413 38.588 169.3 29:47.069						
11 1:57.531 33.894 45.147 38.490 232.3 29:21.208													
33 Jordi ORIOLA ESP TARGET, SRL													
1 4:02.650 2:32.506 50.949 39.195 157.4 4:02.650													
2 1:57.832 33.819 45.322 38.691 233.8 6:00.482													
3 1:57.608 33.894 45.167 38.547 234.3 7:58.090													
4 2:11.386 B 34.560 46.276 50.550 234.3 10:09.476													
5 4:02.500 2:36.990 46.654 38.856 122.6 14:11.976													
6 2:12.014 34.301 58.645 39.068 231.8 16:23.990													
7 1:57.689 33.879 45.428 38.382 233.3 18:21.679													
8 2:13.081 B 34.421 45.951 52.709 233.3 20:34.760													
9 4:51.815 3:23.292 49.799 38.724 121.6 25:26.575													
10 1:57.102 33.866 45.155 38.081 232.3 27:23.677													
11 1:57.531 33.894 45.147 38.490 232.3 29:21.208													



SEAT LEON EURO CUP

Circuit de Barcelona - Catalunya

Qualifying

Analysis

■ Personal Best
 ■ Session Best
 B Crossing the finish line in pit lane

Lap	Time	Sector 1	Sector 2	Sector 3	T. Spd	Elapsed	Lap	Time	Sector 1	Sector 2	Sector 3	T. Spd	Elapsed
1	2:35.147	59.014	52.403	43.730	150.2	2:35.147	1	3:10.963 B	1:18.042	59.295	53.626	118.0	3:10.963
2	2:12.762 B	38.994	48.020	45.748	197.8	4:47.909	2	4:43.816	3:09.176	51.740	42.900	164.4	7:54.779
3	4:18.293	2:52.364	47.071	38.858	145.7	9:06.202	3	1:56.980	33.716	44.888	38.376	233.3	9:51.759
4	1:56.094	33.503	44.439	38.152	235.3	11:02.296	4	1:57.590	33.657	45.284	38.649	233.8	11:49.349
5	2:04.343 B	33.690	45.644	45.009	235.8	13:06.639	5	2:13.676 B	36.719	47.498	49.459	227.4	14:03.025
6	3:34.154	1:59.534	53.119	41.501	141.5	16:40.793	6	6:15.173	4:48.763	47.394	39.016	165.1	20:18.198
7	2:02.137	33.742	47.340	41.055	233.8	18:42.930	7	1:57.152	33.760	44.850	38.542	233.8	22:15.350
8	1:56.672	33.651	44.689	38.332	236.3	20:39.602	8	1:57.922	33.923	45.161	38.838	235.3	24:13.272
9	2:04.791 B	34.484	45.407	44.900	226.9	22:44.393	9	2:31.730 B	40.946	53.478	57.306	170.3	26:45.002
10	3:26.853	1:58.168	47.820	40.865	163.4	26:11.246	10	3:09.279	1:43.660	45.764	39.855	165.6	29:54.281
11	1:56.220	33.690	44.559	37.971	232.8	28:07.466	11	1:57.547	34.001	44.947	38.599	234.3	31:51.828

34 Stian PAULSEN		NOR					
STIAN PAULSEN RACING							
1	2:26.828	54.970	52.028	39.830	133.7	2:26.828	
2	1:59.065	34.513	45.615	38.937	228.3	4:25.893	
3	1:59.067	34.235	45.584	39.248	233.3	6:24.960	
4	2:18.158 B	36.084	51.316	50.758	198.9	8:43.118	
5	7:23.764	5:58.259	46.971	38.534	116.5	16:06.882	
6	1:56.636	33.711	44.673	38.252	231.3	18:03.518	
7	1:56.585	33.839	44.499	38.247	230.8	20:00.103	
8	2:11.112 B	33.948	45.888	51.276	233.8	22:11.215	
9	4:40.979	3:12.665	47.108	41.206	113.7	26:52.194	
10	1:56.381	33.992	44.335	38.054	229.3	28:48.575	
11	1:56.962	34.057	44.354	38.551	230.3	30:45.537	

44 Laia SANZ		ESP					
SEAT SPORT							
1	2:40.375 B	57.024	52.942	50.409	145.6	2:40.375	
2	3:56.219	2:16.152	54.517	45.550	166.2	6:36.594	
3	1:57.836	34.189	44.978	38.669	231.3	8:34.430	
4	2:12.152	36.903	53.469	41.780	231.3	10:46.582	
5	1:58.113	34.217	45.362	38.534	233.3	12:44.695	
6	2:12.573 B	35.716	46.526	50.331	228.8	14:57.268	
7	3:59.654	2:25.335	46.172	48.147	107.8	18:56.922	
8	1:56.533	33.911	44.629	37.993	232.3	20:53.455	
9	2:15.714 B	33.847	49.961	51.906	234.3	23:09.169	
10	3:48.327	2:15.487	49.347	43.493	118.3	26:57.496	
11	1:59.929	33.903	46.646	39.380	231.8	28:57.425	
12	1:58.203	34.101	45.068	39.034	231.3	30:55.628	

61 Mario DABLANDER		AUT					
SEAT AUSTRIA							
1	3:02.484 B	1:12.330	58.214	51.940	123.7	3:02.484	
2	4:48.182	3:21.205	48.238	38.739	158.4	7:50.666	
3	1:57.110	34.138	44.892	38.080	230.3	9:47.776	
4	2:04.703 B	34.171	45.176	45.356	231.3	11:52.479	
5	4:21.346	2:54.785	48.023	38.538	161.9	16:13.825	
6	1:56.788	33.858	44.897	38.033	231.8	18:10.613	
7	2:16.241 B	34.105	46.550	55.586	232.8	20:26.854	
8	6:26.397	4:58.279	47.540	40.578	161.2	26:53.251	
9	1:57.173	33.921	45.074	38.178	231.8	28:50.424	
10	1:58.099	34.224	45.481	38.394	232.3	30:48.523	

67 Marco PELLEGRINI		ITA					
MARCO PELLEGRINI							
1	3:02.484 B	1:12.330	58.214	51.940	123.7	3:02.484	
2	4:48.182	3:21.205	48.238	38.739	158.4	7:50.666	
3	1:57.110	34.138	44.892	38.080	230.3	9:47.776	
4	2:04.703 B	34.171	45.176	45.356	231.3	11:52.479	
5	4:21.346	2:54.785	48.023	38.538	161.9	16:13.825	
6	1:56.788	33.858	44.897	38.033	231.8	18:10.613	
7	2:16.241 B	34.105	46.550	55.586	232.8	20:26.854	
8	6:26.397	4:58.279	47.540	40.578	161.2	26:53.251	
9	1:57.173	33.921	45.074	38.178	231.8	28:50.424	
10	1:58.099	34.224	45.481	38.394	232.3	30:48.523	

73 Mateu CLEMENT		FRA					
MATEU CLEMENT							
1	3:43.253	2:04.589	53.868	44.796	74.7	3:43.253	
2	1:58.390	34.194	45.541	38.655	229.3	5:41.643	
3	1:58.399	34.028	45.567	38.804	230.3	7:40.042	
4	2:32.339 B	37.960	1:02.012	52.367	203.0	10:12.381	
5	3:48.791	2:18.806	50.137	39.848	95.4	14:01.172	
6	1:58.287	34.076	45.390	38.821	233.8	15:59.459	
7	1:58.256	34.255	45.227	38.774	231.8	17:57.715	
8	2:46.797 B	41.058	54.329	1:11.410	160.0	20:44.512	

77 Jean-laurent NAVARRO		FRA					
JEAN-LAURENT NAVARRO							
1	4:15.819	2:29.746	1:01.043	45.030	102.2	4:15.819	
2	2:12.096	39.860	52.700	39.536	209.7	6:27.915	
3	2:06.170	34.382	48.747	43.041	228.8	8:34.085	
4	1:57.803	34.276	45.133	38.394	229.3	10:31.888	
5	1:58.260	34.098	45.286	38.876	231.8	12:30.148	
6	2:25.570 B	38.074	51.295	56.201	222.7	14:55.718	
7	3:39.609	2:07.205	52.432	39.972	137.6	18:35.327	
8	1:57.204	33.702	44.867	38.635	234.3	20:32.531	
9	1:57.975	33.874	45.577	38.524	235.8	22:30.506	
10	2:18.576 B	36.317	48.900	53.359	214.7	24:49.082	
11	2:56.218	1:29.356	47.149	39.713	168.7	27:45.300	
12	1:58.029	34.122	45.417	38.490	230.3	29:43.329	

87 Edina BÚS		HUN					
B3 HUNGARY KFT							
1	4:28.673	2:26.614	1:02.825	59.234	98.0	4:28.673	
2	2:25.587	44.824	1:00.180	40.583	234.3	6:54.260	
3	1:58.462	34.202	45.641	38.619	233.3	8:52.722	
4	2:18.190 B	35.102	48.924	54.164	235.3	11:10.912	
5	5:34.493	3:18.435	1:07.249	1:08.809	168.0	16:45.405	
6	1:58.008	34.092	45.420	38.496	232.8	18:43.413	
7	1:57.537	33.939	45.211	38.387	239.5	20:40.950	
8	2:21.543	36.861	1:00.495	44.187	236.3	23:02.493	
9	1:57.885	34.124	45.156	38.605	230.3	25:00.378	
10	2:17.782 B	40.443	48.407	48.932	167.2	27:18.160	

99 Alberto BASSI		ITA					
SEAT SPORT							
1	2:29.080	56.312	52.066	40.702	155.4	2:29.080	
2	1:58.543	34.526	45.392	38.625	232.3	4:27.623	
3	2:06.338 B	33.831	45.468	47.039	235.8	6:33.961	



SEAT LEON EUROCUP

Circuit de Barcelona - Catalunya

Qualifying

Analysis

■ Personal Best
 ■ Session Best
 B Crossing the finish line in pit lane

Lap	Time	Sector 1	Sector 2	Sector 3	T. Spd	Elapsed	Lap	Time	Sector 1	Sector 2	Sector 3	T. Spd	Elapsed
4	3:47.820	2:22.585	46.005	39.230	170.6	10:21.781							
5	1:57.517	34.028	44.930	38.559	234.3	12:19.298							
6	1:57.837	33.911	45.073	38.853	233.3	14:17.135							
7	2:10.906 B	34.796	46.784	49.326	235.8	16:28.041							
8	4:22.347	2:51.812	51.754	38.781	167.4	20:50.388							
9	1:56.480	33.727	44.625	38.128	235.8	22:46.868							
10	1:57.319	34.007	44.950	38.362	232.3	24:44.187							
11	2:11.999 B	35.658	48.662	47.679	231.8	26:56.186							



SEAT LEON EURO CUP

Circuit de Barcelona - Catalunya

Race 1 (14 laps, 65,2 km. / Max. 40')

Provisional Classification

Drivers	Nat	Team	Vehicle	Class	Laps	Total Time	Gap	Kph	Best Lap		
									Lap	Time	Kph
1	1	Pol ROSELL	ESP	BAPORO MOTORSPORT	14	28:02.138	-	139.5	3	1:58.422	141.5
2	6	Mikel AZCONA	ESP	PCR SPORT	14	28:05.497	+3.359	139.2	3	1:58.259	141.7
3	24	Niels LANGEVELD	NDL	TARGET, SRL	14	28:07.830	+5.692	139.0	3	1:58.434	141.5
4	34	Stian PAULSEN	NOR	STIAN PAULSEN RACING	14	28:08.993	+6.855	138.9	3	1:58.619	141.3
5	22	Alexander MORGAN	UK	BAPORO MOTORSPORT	14	28:26.766	+24.628	137.5	3	1:58.886	141.0
6	4	David CEBRIAN	ESP	MONLAU COMPETICIÓ	14	28:34.166	+32.028	136.9	3	1:58.292	141.7
7	23	Stefano ZANINI	MCO	STEFANO ZANINI	14	28:34.425	+32.287	136.8	3	1:59.955	139.7
8	5	Thibaut MOURGUES	FRA	THIBAUT MOURGUES	14	28:34.580	+32.442	136.8	4	1:59.975	139.7
9	9	Lucile CYPRIANO	FRA	LUCILE CYPRIANO	14	28:34.805	+32.667	136.8	3	1:59.104	140.7
10	33	Jordi ORIOLA	ESP	TARGET, SRL	14	28:37.930	+35.792	136.6	3	1:58.862	141.0
11	67	Marco PELLEGRINI	ITA	MARCO PELLEGRINI	14	28:43.449	+41.311	136.1	4	2:00.086	139.5
12	19	Attila TASSI	HUN	B3 HUNGARY KFT	14	28:44.790	+42.652	136.0	5	1:59.300	140.5
13	2	Manuel GIAO	PRT	BAPORO MOTORSPORT	14	28:45.836	+43.698	135.9	3	1:58.807	141.1
14	25	Munkong SATHIENTHIRAKUL	THA	MONLAU COMPETICIÓ	14	28:46.136	+43.998	135.9	3	1:59.822	139.9
15	21	Marie BAUS-COPPENS	FRA	MARIE BAUS-COPPENS	14	28:53.197	+51.059	135.4	3	1:59.680	140.0
16	16	Harriet ARRUBARRENA	ESP	PCR SPORT	14	28:53.397	+51.259	135.3	4	2:00.360	139.2
17	44	Laia SANZ	ESP	SEAT SPORT	14	29:05.524	+1:03.386	134.4	4	2:00.468	139.1
18	12	Dejan BULATOVIC	MNE	LEIN RACING	14	29:56.702	+1:54.564	130.6	3	2:00.246	139.4
19	17	Mladen LALUSIC	SRB	LEIN RACING	13	29:33.605	1 Lap	122.8	2	2:00.791	138.7

Not classified:

13	Amalia VINYES	ESP	BAPORO MOTORSPORT	12	29:19.799				3	2:00.424	139.2
18	Jimmy ANTUNES	FRA	MONLAU COMPETICIÓ	11	22:33.919				3	1:58.615	141.3
61	Mario DABLANDER	AUT	SEAT AUSTRIA	11	22:40.451				3	1:59.444	140.3
99	Alberto BASSI	ITA	SEAT SPORT	11	23:12.751				4	2:01.598	137.8
8	Shane anthony WILLIAMS	ZAF	WOLF-POWER RACING	10	20:13.230				2	1:58.980	140.8
11	Jürgen SCHMARL	AUT	TARGET, SRL	10	20:13.759				2	1:59.097	140.7
20	Lourenço BEIRÃO DA VEIGA	PRT	LOURENÇO BEIRÃO DA VEIGA	5	11:02.467				3	2:00.788	138.7
3	Julien BRICHÉ	FRA	JULIEN BRICHÉ	2	4:12.655				2	2:01.722	137.7
14	Jeremie LESOUDIER	FRA	JEREMIE LESOUDIER	2	4:13.698				2	2:01.010	138.5
77	Jean-laurent NAVARRO	FRA	JEAN-LAURENT NAVARRO	1	6:46.417						
10	Mauricio HERNANDEZ	CRI	TARGET, SRL								
26	Antonio D'AMICO	ITA	ANTONIO D'AMICO								
73	Mateu CLEMENT	FRA	MATEU CLEMENT								
87	Edina BÚS	HUN	B3 HUNGARY KFT								

Pole Position		M. AZCONA	1:55.356	
Fastest Lap	Lap 3	Mikel AZCONA	1:58.259	141.7 Kph

Published at:

Track Status: **DRY**

Race Director:	Timekeeper:
-----------------------	--------------------



SEAT LEON EUROCUP
Circuit de Barcelona - Catalunya
Race 1

Lap Chart

LAP

Nr	Pos	Grid	1	2	3	4	5	6	7	8	9	10	11	12	13	14
6	1	6	1	1	1	1	1	1	1	1	1	1	1	1	1	1
1	2	1	6	6	6	6	6	6	6	6	6	6	6	6	6	6
24	3	24	24	24	24	24	24	24	24	24	24	24	24	24	24	24
18	4	18	18	18	18	18	18	18	18	34	34	34	34	34	34	34
33	5	33	33	33	33	33	33	33	34	18	18	33	33	33	22	22
9	6	9	2	2	2	2	2	34	33	33	33	22	22	22	33	4
2	7	2	8	8	34	34	34	2	2	8	8	18	4	4	4	23
8	8	8	34	34	8	8	8	8	8	9	22	8	23	23	23	5
34	9	34	9	9	9	9	9	9	22	9	4	5	5	5	5	9
22	10	22	22	22	22	22	22	22	4	4	11	9	9	9	9	33
99	11	99	23	4	4	4	4	4	4	11	11	9	67	67	67	67
44	12	44	4	23	11	11	11	11	11	2	23	23	25	25	25	19
11	13	11	13	11	23	19	19	19	23	23	5	5	18	21	19	2
19	14	19	11	19	19	23	23	23	61	61	61	61	21	19	2	25
23	15	23	19	61	61	61	61	61	19	5	67	67	19	2	21	21
13	16	13	61	13	13	13	13	5	5	67	13	13	16	16	16	16
4	17	4	67	67	67	67	5	13	13	13	25	25	61	44	44	44
61	18	61	20	5	5	5	67	67	67	25	21	21	2	12	12	12
3	19	3	3	20	20	20	25	25	25	21	16	16	44	17	17	
67	20	67	5	3	21	21	12	12	21	44	44	44	13	13		
12	21	12	99	99	25	25	44	44	12	16	19	19	12			
26	22	26	12	14	12	12	16	21	44	12	12	2	99			
20	23	20	14	21	44	44	21	16	16	19	2	12	17			
5	24	5	21	25	16	16	17	99	99	99	99	99				
10	25	10	25	12	17	17	99	17	17	17	17	17				
77	26	77	44	44	99	99	20									
87	27	87	16	16												
21	28	21	17	17												
16	29	16	77													
14	30	14														
17	31	17														
25	32	25														
73	33	73														



SEAT LEON EUROCUP

Circuit de Barcelona - Catalunya

Race 1

Best Sector Times

SECTOR 1			SECTOR 2		SECTOR 3		Pos	Driver	Ideal Lap	Best Lap
Pos	Driver	Time	Driver	Time	Driver	Time				
1	4 D.CEBRIAN	34.036	24 N.LANGEVELD	45.027	18 J.ANTUNES	38.216	1	24 N.LANGEVELD	1'57.562	1:58.434 (4)
2	24 N.LANGEVELD	34.145	6 M.AZCONA	45.042	1 P.ROSELL	38.360	2	18 J.ANTUNES	1'57.687	1:58.615 (5)
3	2 M.GIAO	34.164	1 P.ROSELL	45.053	24 N.LANGEVELD	38.390	3	6 M.AZCONA	1'57.703	1:58.259 (1)
4	34 S.PAULSEN	34.173	33 J.ORIOLA	45.178	6 M.AZCONA	38.468	4	4 D.CEBRIAN	1'57.863	1:58.292 (2)
5	6 M.AZCONA	34.193	4 D.CEBRIAN	45.223	34 S.PAULSEN	38.506	5	1 P.ROSELL	1'57.885	1:58.422 (3)
6	18 J.ANTUNES	34.207	18 J.ANTUNES	45.264	8 S.WILLIAMS	38.566	6	34 S.PAULSEN	1'57.998	1:58.619 (6)
7	8 S.WILLIAMS	34.228	34 S.PAULSEN	45.319	33 J.ORIOLA	38.589	7	33 J.ORIOLA	1'58.068	1:58.862 (8)
8	9 L.CYPRIANO	34.252	8 S.WILLIAMS	45.346	4 D.CEBRIAN	38.604	8	8 S.WILLIAMS	1'58.140	1:58.980 (10)
9	33 J.ORIOLA	34.301	2 M.GIAO	45.411	9 L.CYPRIANO	38.664	9	2 M.GIAO	1'58.261	1:58.807 (7)
10	67 M.PELLEGRINI	34.312	5 T.MOURGUES	45.433	19 A.TASSI	38.664	10	9 L.CYPRIANO	1'58.404	1:59.104 (12)
11	11 J.SCHMARL	34.325	11 J.SCHMARL	45.447	2 M.GIAO	38.686	11	11 J.SCHMARL	1'58.493	1:59.097 (11)
12	22 A.MORGAN	34.331	9 L.CYPRIANO	45.488	11 J.SCHMARL	38.721	12	19 A.TASSI	1'58.699	1:59.300 (13)
13	5 T.MOURGUES	34.410	22 A.MORGAN	45.567	61 M.DABLANDER	38.844	13	22 A.MORGAN	1'58.776	1:58.886 (9)
14	21 M.BAUS-COPPENS	34.418	19 A.TASSI	45.614	23 S.ZANINI	38.875	14	5 T.MOURGUES	1'59.169	1:59.975 (18)
15	19 A.TASSI	34.421	61 M.DABLANDER	45.671	22 A.MORGAN	38.878	15	61 M.DABLANDER	1'59.205	1:59.444 (14)
16	1 P.ROSELL	34.472	25 M.SATHIENTHIRAKU	45.690	21 M.BAUS-COPPENS	39.218	16	23 S.ZANINI	1'59.368	1:59.955 (17)
17	13 A.VINYES	34.483	21 M.BAUS-COPPENS	45.774	17 M.LALUSIC	39.273	17	21 M.BAUS-COPPENS	1'59.410	1:59.680 (15)
18	25 M.SATHIENTHIRAKU	34.509	12 D.BULATOVIC	45.799	25 M.SATHIENTHIRAKU	39.308	18	25 M.SATHIENTHIRAKUL	1'59.507	1:59.822 (16)
19	99 A.BASSI	34.537	67 M.PELLEGRINI	45.861	5 T.MOURGUES	39.326	19	67 M.PELLEGRINI	1'59.927	2:00.086 (19)
20	14 J.LESODIER	34.541	44 L.SANZ	45.895	44 L.SANZ	39.424	20	17 M.LALUSIC	2'00.040	2:00.791 (25)
21	23 S.ZANINI	34.543	23 S.ZANINI	45.950	16 H.ARRUABARRENA	39.455	21	16 H.ARRUABARRENA	2'00.119	2:00.360 (21)
22	16 H.ARRUABARRENA	34.576	17 M.LALUSIC	46.069	20 L.BEIRÃO DA VEIGA	39.508	22	44 L.SANZ	2'00.145	2:00.468 (23)
23	20 L.BEIRÃO DA VEIGA	34.652	16 H.ARRUABARRENA	46.088	3 J.BRICHÉ	39.543	23	12 D.BULATOVIC	2'00.151	2:00.246 (20)
24	61 M.DABLANDER	34.690	13 A.VINYES	46.101	13 A.VINYES	39.605	24	13 A.VINYES	2'00.189	2:00.424 (22)
25	17 M.LALUSIC	34.698	14 J.LESODIER	46.161	12 D.BULATOVIC	39.606	25	20 L.BEIRÃO DA VEIGA	2'00.413	2:00.788 (24)
26	12 D.BULATOVIC	34.746	20 L.BEIRÃO DA VEIGA	46.253	67 M.PELLEGRINI	39.754	26	14 J.LESODIER	2'00.526	2:01.010 (26)
27	44 L.SANZ	34.826	99 A.BASSI	46.440	14 J.LESODIER	39.824	27	99 A.BASSI	2'00.967	2:01.598 (27)
28	3 J.BRICHÉ	35.048	3 J.BRICHÉ	46.589	99 A.BASSI	39.990	28	3 J.BRICHÉ	2'01.180	2:01.722 (28)



SEAT LEON EUROCUP

Circuit de Barcelona - Catalunya

Race 1

Best Top Speeds

Driver	Team	Top 1		Top 2		Top 3		Top 4		Top 5		Avg
		Kph	Lap	Kph	Lap	Kph	Lap	Kph	Lap	Kph	Lap	
21 Marie BAUS-COPPENS	MARIE BAUS-COPPENS	242.7	5	240.5	6	237.4	11	236.8	7	235.8	10	238,6
2 Manuel GIAO	BAPORO MOTORSPORT	241.6	7	241.1	8	241.1	4	241.1	6	240.5	3	241,1
11 Jürgen SCHMARL	TARGET, SRL	241.1	8	240.0	7	238.9	9	237.4	4	236.8	5	238,8
8 Shane anthony WILLIAMS	WOLF-POWER RACING	240.5	3	239.5	4	238.9	10	237.9	6	237.9	5	238,9
99 Alberto BASSI	SEAT SPORT	240.0	2	238.9	3	231.8	4	231.8	5	230.8	6	234,7
67 Marco PELLEGRINI	MARCO PELLEGRINI	240.0	2	238.9	3	238.4	5	237.9	4	237.9	7	238,6
9 Lucile CYPRIANO	LUCILE CYPRIANO	240.0	8	240.0	2	239.5	3	238.9	4	237.9	5	239,3
33 Jordi ORIOLA	TARGET, SRL	240.0	8	239.5	6	238.4	3	238.4	10	237.9	9	238,8
25 Munkong SATHIENTHIRAKUL	MONLAU COMPETICIÓN	239.5	3	238.9	4	237.9	5	236.8	10	236.3	6	237,9
34 Stian PAULSEN	STIAN PAULSEN RACING	239.5	4	238.4	3	237.4	6	237.4	7	235.8	8	237,7
22 Alexander MORGAN	BAPORO MOTORSPORT	239.5	4	238.9	8	237.9	12	237.9	5	237.4	3	238,3
4 David CEBRIAN	MONLAU COMPETICIÓN	238.9	6	238.9	5	238.4	7	238.4	8	238.4	4	238,6
19 Attila TASSI	B3 HUNGARY KFT	238.4	11	238.4	3	237.9	4	236.8	7	235.8	6	237,5
5 Thibaut MOURGUES	THIBAUT MOURGUES	238.4	2	235.3	5	234.8	4	234.3	6	233.8	8	235,3
20 Lourenço BEIRÃO DA VEIGA	LOURENÇO BEIRÃO DA VEIGA	237.9	5	232.8	4	227.8	3	221.8	2	194.6	1	223,0
18 Jimmy ANTUNES	MONLAU COMPETICIÓN	237.9	3	236.3	4	234.8	6	234.8	9	234.3	5	235,6
12 Dejan BULATOVIC	LEIN RACING	237.9	4	237.4	5	236.3	6	233.3	2	233.3	9	235,6
16 Harriet ARRUBARRENA	PCR SPORT	237.4	7	236.8	9	236.8	4	236.8	5	235.8	8	236,7
44 Laia SANZ	SEAT SPORT	237.4	5	236.8	6	236.3	10	236.3	11	236.3	4	236,6
14 Jeremie LESOUDIER	JEREMIE LESOUDIER	237.4	2	203.8	1							220,6
61 Mario DABLANDER	SEAT AUSTRIA	237.4	4	235.8	6	235.8	2	235.8	5	235.3	3	236,0
23 Stefano ZANINI	STEFANO ZANINI	237.4	11	236.8	6	236.8	3	236.3	4	235.3	5	236,5
13 Amalia VINYES	BAPORO MOTORSPORT	237.4	3	236.8	2	235.8	4	235.8	5	235.8	9	236,3
24 Niels LANGEVELD	TARGET, SRL	235.8	3	235.3	11	234.8	4	234.8	7	234.3	8	235,0
17 Maden LALUSIC	LEIN RACING	235.3	3	234.8	4	234.8	9	231.8	10	231.8	2	233,7
6 Mikel AZCONA	PCR SPORT	231.8	3	229.8	8	229.8	4	229.3	13	229.3	11	230,0
3 Julien BRICHÉ	JULIEN BRICHÉ	231.3	2	206.9	1							219,1
1 Poi ROSELL	BAPORO MOTORSPORT	230.8	3	230.3	8	230.3	6	229.8	4	229.8	7	230,2
77 Jean-laurent NAVARRO	JEAN-LAURENT NAVARRO	202.2	1									202,2
26 Antonio D'AMICO	ANTONIO D'AMICO											
10 Mauricio HERNANDEZ	TARGET, SRL											
87 Edina BÚS	B3 HUNGARY KFT											
73 Mateu CLEMENT	MATEU CLEMENT											



SEAT LEON EUROCUP

Circuit de Barcelona - Catalunya

Race 1

Fastest Lap Sequence

Practice Time	Driver	Team	Car	Class	Time	Kph	Lap
4:00.359	1 Pol ROSELL	BAPORO MOTORSPORT			1:58.428	141.5	2
5:58.781	1 Pol ROSELL	BAPORO MOTORSPORT			1:58.422	141.5	3
5:59.425	6 Mikel AZCONA	PCR SPORT			1:58.259	141.7	3



SEAT LEON EURO CUP

Circuit de Barcelona - Catalunya

Race 1

Analysis by lap

■ Lapped

Nr	Lap Time	Gap	Nr	Lap Time	Gap	Nr	Lap Time	Gap	Nr	Lap Time	Gap	Nr	Lap Time	Gap
Lap 1			44	2:01.936	15.233	44	2:00.468	18.900	16	2:02.234	25.723	Lap 9		
1	2:01.931		16	2:01.938	15.558	16	2:00.360	19.685	99	2:03.048	40.836	1	1:59.963	
6	2:02.361	0.430	17	2:00.791	16.378	17	2:02.190	23.140	17	2:12.976	42.686	6	2:00.589	3.000
24	2:02.696	0.765	Lap 3			99	2:01.598	33.309	Lap 7			24	2:00.685	4.104
18	2:03.151	1.220	1	1:58.422		Lap 5			1	1:59.834		34	2:00.790	8.604
33	2:03.866	1.935	6	1:58.259	0.644	1	1:58.656		6	1:59.915	1.817	18	2:03.176	12.287
2	2:04.458	2.527	24	1:58.434	1.486	6	1:59.077	1.206	24	2:00.082	2.744	33	2:02.917	12.589
8	2:05.007	3.076	18	1:58.615	2.387	24	1:59.236	2.211	18	2:01.063	6.653	8	2:02.188	12.867
34	2:05.418	3.487	33	1:58.862	3.273	18	1:59.964	4.167	34	2:00.544	7.308	22	2:01.701	13.098
9	2:05.946	4.015	2	1:58.807	3.654	33	2:00.012	5.325	33	2:01.444	7.951	9	2:02.731	13.939
22	2:06.413	4.482	34	1:58.619	4.249	2	2:00.014	5.541	2	2:01.023	8.190	4	2:02.348	14.363
23	2:08.221	6.290	8	1:59.620	4.826	34	1:59.959	5.810	8	2:00.806	8.713	11	2:02.241	14.559
4	2:08.415	6.484	9	1:59.104	5.395	8	2:00.079	6.760	9	2:00.822	9.479	23	2:01.272	17.703
13	2:09.184	7.253	22	1:58.886	6.058	9	2:00.032	7.384	22	2:00.583	9.775	5	2:01.432	21.123
11	2:09.473	7.542	4	1:58.292	6.858	22	1:59.926	7.961	4	2:00.784	10.547	61	2:03.333	22.743
19	2:09.797	7.866	11	1:59.251	9.040	4	1:59.937	8.548	11	2:00.190	11.019	17	2:01.304	1 Lap
61	2:10.139	8.208	23	1:59.955	9.463	11	1:59.416	10.281	23	2:00.797	14.859	67	2:01.869	25.659
67	2:10.602	8.671	19	1:59.477	9.839	19	1:59.300	11.009	61	2:01.244	17.100	13	2:02.789	27.584
20	2:10.772	8.841	61	1:59.444	10.793	23	2:00.179	12.476	19	2:06.360	18.368	25	2:02.240	28.368
3	2:10.933	9.002	13	2:00.424	12.783	61	2:00.613	13.760	5	2:00.310	18.509	21	2:01.779	31.959
5	2:11.213	9.282	67	2:00.830	13.581	13	2:00.945	16.742	13	2:02.125	21.498	16	2:02.681	34.737
99	2:11.710	9.779	5	2:00.929	13.952	5	2:00.683	17.094	67	2:01.649	21.995	44	2:04.212	35.783
12	2:12.319	10.388	20	2:00.788	14.191	67	2:02.725	18.876	25	2:01.537	23.547	19	2:01.035	38.423
14	2:12.688	10.757	21	1:59.680	14.822	25	2:01.620	20.092	21	2:02.941	28.290	12	2:06.525	41.371
21	2:13.047	11.116	25	1:59.822	15.635	12	2:02.020	21.406	12	2:04.672	28.841	2	2:25.849	42.205
25	2:13.268	11.337	12	2:00.246	16.412	44	2:02.038	22.282	44	2:04.031	28.870	99	2:04.998	53.758
44	2:13.656	11.725	44	2:00.481	17.292	16	2:01.725	22.754	16	2:03.455	29.344	Lap 10		
16	2:13.979	12.048	16	2:01.049	18.185	21	2:05.324	23.181	99	2:03.661	44.663	1	2:00.562	
17	2:15.946	14.015	17	2:01.854	19.810	17	2:04.491	28.975	Lap 8			6	2:01.066	3.504
Lap 2			99	2:15.869	30.571	99	2:02.400	37.053	1	1:59.904		24	2:00.773	4.315
1	1:58.428		77	6:46.417	2 Laps	20	2:48.673	1'06.170	6	2:00.461	2.374	34	2:00.712	8.754
6	1:58.805	0.807	Lap 4			Lap 6			24	2:00.542	3.382	33	2:03.861	15.888
24	1:59.137	1.474	1	1:58.860		1	1:59.265		34	2:00.373	7.777	22	2:03.950	16.486
18	1:59.402	2.194	6	1:59.001	0.785	6	1:59.795	1.736	18	2:02.325	9.074	18	2:05.673	17.398
33	1:59.326	2.833	24	1:59.005	1.631	24	1:59.550	2.496	33	2:01.588	9.635	8	2:05.100	17.405
2	1:59.170	3.269	18	1:59.332	2.859	18	2:00.522	5.424	8	2:01.833	10.642	4	2:03.740	17.541
8	1:58.980	3.628	33	1:59.556	3.969	33	2:00.281	6.341	9	2:01.596	11.171	11	2:03.937	17.934
34	1:58.993	4.052	2	1:59.389	4.183	34	2:00.053	6.598	22	2:01.489	11.360	9	2:04.623	18.000
9	1:59.126	4.713	34	1:59.118	4.507	2	2:00.725	7.001	4	2:01.335	11.978	23	2:01.576	18.717
22	1:59.540	5.594	8	1:59.371	5.337	8	2:00.246	7.741	11	2:01.166	12.281	5	2:00.954	21.515
4	1:58.932	6.988	9	1:59.473	6.008	9	2:00.372	8.491	2	2:08.033	16.319	61	2:03.877	26.058
23	2:00.068	7.930	22	1:59.493	6.691	22	2:00.330	9.026	23	2:01.439	16.394	17	2:03.322	1 Lap
11	1:59.097	8.211	4	1:59.269	7.267	4	2:00.314	9.597	61	2:02.177	19.373	67	2:02.349	27.446
19	1:59.346	8.784	11	1:59.341	9.521	11	1:59.647	10.663	5	2:01.049	19.654	13	2:04.482	31.504
61	1:59.991	9.771	19	1:59.386	10.365	19	2:00.098	11.842	17	3:39.237	1 Lap	25	2:03.711	31.517
13	2:01.956	10.781	23	2:00.350	10.953	23	2:00.685	13.896	67	2:01.662	23.753	21	2:01.862	33.259
67	2:00.930	11.173	61	1:59.870	11.803	61	2:01.195	15.690	13	2:03.164	24.758	16	2:02.565	36.740
5	2:00.591	11.445	13	2:00.530	14.453	5	2:00.204	18.033	25	2:02.448	26.091	44	2:03.508	38.729
20	2:01.412	11.825	67	2:00.086	14.807	13	2:01.730	19.207	21	2:01.757	30.143	19	2:01.067	38.928
3	2:01.722	12.296	5	1:59.975	15.067	67	2:00.569	20.180	44	2:02.568	31.534	2	2:01.483	43.126
99	2:01.773	13.124	20	2:00.822	16.153	25	2:01.017	21.844	16	2:02.579	32.019	12	2:08.063	48.872
14	2:01.010	13.339	21	2:00.551	16.513	12	2:01.862	24.003	12	2:05.872	34.809	99	2:07.048	1'00.244
21	2:00.876	13.564	25	2:00.353	17.128	44	2:01.656	24.673	19	2:18.887	37.351	Lap 11		
25	2:01.326	14.235	12	2:00.490	18.042	21	2:01.267	25.183	99	2:03.964	48.723			
12	2:02.628	14.588												



SEAT LEON EUROCUP

Circuit de Barcelona - Catalunya

Race 1

Analysis by lap

■ Lapped

Nr	Lap Time	Gap	Nr	Lap Time	Gap	Nr	Lap Time	Gap	Nr	Lap Time	Gap	Nr	Lap Time	Gap
1	2:01.251		67	2:04.455	33.480									
6	2:00.884	3.137	25	2:03.929	39.195									
24	2:01.101	4.165	19	2:02.471	41.927									
34	2:00.663	8.166	2	2:01.622	43.876									
33	2:02.976	17.613	21	2:06.542	45.765									
22	2:02.720	17.955	16	2:05.228	49.130									
4	2:06.650	22.940	44	2:09.297	56.832									
23	2:05.684	23.150	17	2:26.180	1 Lap									
5	2:03.154	23.418	12	2:18.265	1'37.638									
9	2:07.783	24.532												
67	2:03.232	29.427												
17	2:06.776	1 Lap												
25	2:04.699	34.965												
18	2:20.696	36.843												
21	2:07.248	39.256												
19	2:02.651	40.328												
16	2:06.003	41.492												
61	2:18.568	43.375												
2	2:01.619	43.494												
44	2:06.883	44.361												
13	2:17.515	47.768												
12	2:15.330	1'02.951												
99	2:16.682	1'15.675												
Lap 12														
1	2:01.703													
6	2:01.397	2.831												
24	2:02.850	5.312												
34	2:01.199	7.662												
33	2:04.482	20.392												
22	2:04.509	20.761												
4	2:03.455	24.692												
23	2:03.695	25.142												
5	2:03.780	25.495												
9	2:03.473	26.302												
67	2:03.183	30.907												
25	2:03.886	37.148												
21	2:03.552	41.105												
19	2:02.713	41.338												
2	2:02.345	44.136												
17	2:14.692	1 Lap												
16	2:05.995	45.784												
44	2:06.759	49.417												
12	2:20.007	1'21.255												
Lap 13														
1	2:01.882													
6	2:01.684	2.633												
24	2:01.907	5.337												
34	2:01.499	7.279												
22	2:03.240	22.119												
33	2:06.147	24.657												
4	2:04.066	26.876												
23	2:03.856	27.116												
5	2:04.420	28.033												
9	2:04.511	28.931												



SEAT LEON EURO CUP

Circuit de Barcelona - Catalunya

Race 1

Analysis

■ Personal Best
 ■ Session Best
 ■ Crossing the finish line in pit lane

Lap	Time	Sector 1	Sector 2	Sector 3	T. Spd	Elapsed	Lap	Time	Sector 1	Sector 2	Sector 3	T. Spd	Elapsed
1 Poi ROSELL ESP BAPORO MOTORSPORT							5 Thibaut MOURGUES FRA THIBAUT MOURGUES						
1	2:01.931	38.518	45.053	38.360	191.2	2:01.931	1	2:11.213	43.872	46.720	40.621	209.7	2:11.213
2	1:58.428	34.834	45.172	38.422	227.8	4:00.359	2	2:00.591	35.051	45.433	40.107	238.4	4:11.804
3	1:58.422	34.567	45.283	38.572	230.8	5:58.781	3	2:00.929	34.410	46.204	40.315	233.3	6:12.733
4	1:58.860	34.625	45.510	38.725	229.8	7:57.641	4	1:59.975	34.415	45.839	39.721	234.8	8:12.708
5	1:58.656	34.472	45.371	38.813	228.3	9:56.297	5	2:00.683	34.549	46.808	39.326	235.3	10:13.391
6	1:59.265	34.622	45.620	39.023	230.3	11:55.562	6	2:00.204	34.526	46.109	39.569	234.3	12:13.595
7	1:59.834	34.532	45.995	39.307	229.8	13:55.396	7	2:00.310	34.719	46.130	39.461	233.3	14:13.905
8	1:59.904	34.616	46.014	39.274	230.3	15:55.300	8	2:01.049	34.750	46.281	40.018	233.8	16:14.954
9	1:59.963	34.757	45.907	39.299	229.8	17:55.263	9	2:01.432	35.018	46.505	39.909	232.3	18:16.386
10	2:00.562	34.843	46.104	39.615	229.8	19:55.825	10	2:00.954	34.962	46.306	39.686	232.3	20:17.340
11	2:01.251	34.759	46.504	39.988	228.3	21:57.076	11	2:03.154	34.965	46.580	41.609	233.8	22:20.494
12	2:01.703	35.000	46.557	40.146	228.8	23:58.779	12	2:03.780	35.539	47.067	41.174	233.8	24:24.274
13	2:01.882	35.154	46.683	40.045	229.3	26:00.661	13	2:04.420	35.513	47.334	41.573	230.3	26:28.694
14	2:01.477	34.918	46.281	40.278	228.8	28:02.138	14	2:05.886	36.051	47.714	42.121	232.3	28:34.580
2 Manuel GIAO PRT BAPORO MOTORSPORT							6 Mikel AZCONA ESP PCR SPORT						
1	2:04.458	40.025	45.747	38.686	196.0	2:04.458	1	2:02.361	38.823	45.070	38.468	187.5	2:02.361
2	1:59.170	35.015	45.411	38.744	219.5	4:03.628	2	1:58.805	35.121	45.042	38.642	195.3	4:01.166
3	1:58.807	34.164	45.727	38.916	240.5	6:02.435	3	1:58.259	34.193	45.310	38.756	231.8	5:59.425
4	1:59.389	34.265	45.902	39.222	241.1	8:01.824	4	1:59.001	34.424	45.552	39.025	229.8	7:58.426
5	2:00.014	34.642	45.963	39.409	223.1	10:01.838	5	1:59.077	34.433	45.500	39.144	228.3	9:57.503
6	2:00.725	34.725	46.585	39.415	241.1	12:02.563	6	1:59.795	34.549	45.747	39.499	229.3	11:57.298
7	2:01.023	34.636	46.397	39.990	241.6	14:03.586	7	1:59.915	34.571	45.895	39.449	229.3	13:57.213
8	2:08.033 B	34.842	46.755	46.436	241.1	16:11.619	8	2:00.461	34.704	46.023	39.734	229.8	15:57.674
9	2:25.849	58.875	46.810	40.164	171.4	18:37.468	9	2:00.589	34.822	46.062	39.705	228.3	17:58.263
10	2:01.483	35.127	46.610	39.746	236.8	20:38.951	10	2:01.066	34.844	46.069	40.153	229.3	19:59.329
11	2:01.619	34.598	46.266	40.755	234.3	22:40.570	11	2:00.884	34.821	46.214	39.849	229.3	22:00.213
12	2:02.345	34.647	47.340	40.358	235.3	24:42.915	12	2:01.397	34.939	46.411	40.047	228.8	24:01.610
13	2:01.622	34.651	46.630	40.341	234.3	26:44.537	13	2:01.684	35.041	46.521	40.122	229.3	26:03.294
14	2:01.299	34.554	46.507	40.238	235.8	28:45.836	14	2:02.203	35.043	46.822	40.338	229.3	28:05.497
3 Julien BRICHÉ FRA JULIEN BRICHÉ							8 Shane anthony WILLIAMS ZAF WOLF-POWER RACING						
1	2:10.933	42.984	46.706	41.243	206.9	2:10.933	1	2:05.007	40.661	45.780	38.566	198.5	2:05.007
2	2:01.722	35.590	46.589	39.543	231.3	4:12.655	2	1:58.980	34.952	45.346	38.682	231.3	4:03.987
3	1:59.620	34.228	45.706	39.686	240.5	6:03.607	3	1:59.620	34.228	45.706	39.686	240.5	6:03.607
4	1:59.371	34.468	45.723	39.180	239.5	8:02.978	4	1:59.371	34.468	45.723	39.180	239.5	8:02.978
5	2:00.079	34.716	45.889	39.474	237.9	10:03.057	5	2:00.079	34.716	45.889	39.474	237.9	10:03.057
6	2:00.246	34.541	46.205	39.500	237.9	12:03.303	6	2:00.246	34.541	46.205	39.500	237.9	12:03.303
7	2:00.806	34.658	46.302	39.846	236.8	14:04.109	7	2:00.806	34.658	46.302	39.846	236.8	14:04.109
8	2:01.833	35.086	46.573	40.174	236.3	16:05.942	8	2:01.833	35.086	46.573	40.174	236.3	16:05.942
9	2:02.188	35.126	46.708	40.354	235.8	18:08.130	9	2:02.188	35.126	46.708	40.354	235.8	18:08.130
10	2:05.100	35.470	47.619	42.011	238.9	20:13.230	10	2:05.100	35.470	47.619	42.011	238.9	20:13.230
4 David CEBRIAN ESP MONLAU COMPETICIÓN							9 Lucile CYPRIANO FRA LUCILE CYPRIANO						
1	2:08.415	42.202	46.592	39.621	206.9	2:08.415	1	2:05.946	40.373	46.353	39.220	199.6	2:05.946
2	1:58.932	35.105	45.223	38.604	229.8	4:07.347	2	1:59.126	34.974	45.488	38.664	240.0	4:05.072
3	1:58.292	34.036	45.433	38.823	236.8	6:05.639	3	1:59.104	34.252	45.735	39.117	239.5	6:04.176
4	1:59.269	34.257	45.826	39.186	238.4	8:04.908	4	1:59.473	34.509	45.766	39.198	238.9	8:03.649
5	1:59.937	34.447	46.102	39.388	238.9	10:04.845	5	2:00.032	34.636	45.921	39.475	237.9	10:03.681
6	2:00.314	34.694	46.101	39.519	238.9	12:05.159	6	2:00.372	34.718	45.958	39.696	234.8	12:04.053
7	2:00.784	34.720	46.351	39.713	238.4	14:05.943							
8	2:01.335	34.665	46.732	39.938	238.4	16:07.278							
9	2:02.348	35.184	46.835	40.329	236.8	18:09.626							
10	2:03.740	35.843	46.662	41.235	237.9	20:13.366							
11	2:06.650	36.597	47.565	42.488	214.7	22:20.016							
12	2:03.455	35.384	47.086	40.985	232.3	24:23.471							
13	2:04.066	35.403	47.413	41.250	232.3	26:27.537							
14	2:06.629	35.713	48.343	42.573	231.3	28:34.166							



SEAT LEON EURO CUP

Circuit de Barcelona - Catalunya

Race 1

Analysis

■ Personal Best
 ■ Session Best
 ■ Crossing the finish line in pit lane

Lap	Time	Sector 1	Sector 2	Sector 3	T. Spd	Elapsed	Lap	Time	Sector 1	Sector 2	Sector 3	T. Spd	Elapsed
7	2:00.822	34.808	46.137	39.877	235.3	14:04.875	1	2:12.688	45.545	46.496	40.647	203.8	2:12.688
8	2:01.596	34.850	46.527	40.219	240.0	16:06.471	2	2:01.010	35.025	46.161	39.824	237.4	4:13.698
9	2:02.731	35.654	46.680	40.397	231.3	18:09.202							
10	2:04.623	36.444	46.796	41.383	233.8	20:13.825							
11	2:07.783	36.680	48.005	43.098	223.6	22:21.608							
12	2:03.473	35.572	46.828	41.073	226.4	24:25.081							
13	2:04.511	35.366	47.110	42.035	233.3	26:29.592							
14	2:05.213	35.924	47.353	41.936	225.9	28:34.805							

11 Jürgen SCHMARL		AUT					
TARGET, SRL							
1	2:09.473	42.419	46.609	40.445	206.5	2:09.473	
2	1:59.097	34.929	45.447	38.721	226.9	4:08.570	
3	1:59.251	34.648	45.687	38.916	232.3	6:07.821	
4	1:59.341	34.365	45.781	39.195	237.4	8:07.162	
5	1:59.416	34.325	45.660	39.431	236.8	10:06.578	
6	1:59.647	34.460	45.781	39.406	236.3	12:06.225	
7	2:00.190	34.480	46.100	39.610	240.0	14:06.415	
8	2:01.166	34.705	46.552	39.909	241.1	16:07.581	
9	2:02.241	35.161	46.898	40.182	238.9	18:09.822	
10	2:03.937	36.013	47.038	40.886	234.8	20:13.759	

12 Dejan BULATOVIC		MNE					
LEIN RACING							
1	2:12.319	44.461	47.329	40.529	203.0	2:12.319	
2	2:02.628	35.003	46.219	41.406	233.3	4:14.947	
3	2:00.246	34.841	45.799	39.606	229.8	6:15.193	
4	2:00.490	34.746	46.067	39.677	237.9	8:15.683	
5	2:02.020	34.972	47.170	39.878	237.4	10:17.703	
6	2:01.862	35.160	46.492	40.210	236.3	12:19.565	
7	2:04.672	35.328	47.880	41.464	232.8	14:24.237	
8	2:05.872	36.851	47.682	41.339	228.3	16:30.109	
9	2:06.525	36.262	48.726	41.537	233.3	18:36.634	
10	2:08.063	36.750	48.467	42.846	231.8	20:44.697	
11	2:15.330	37.532	50.549	47.249	230.3	23:00.027	
12	2:20.007	39.018	51.202	49.787	201.9	25:20.034	
13	2:18.265	39.405	52.451	46.409	198.5	27:38.299	
14	2:18.403	39.260	52.406	46.737	209.3	29:56.702	

13 Amalia VINYES		ESP					
BAPORO MOTORSPORT							
1	2:09.184	41.278	47.029	40.877	206.1	2:09.184	
2	2:01.956	35.062	46.960	39.934	236.8	4:11.140	
3	2:00.424	34.483	46.336	39.605	237.4	6:11.564	
4	2:00.530	34.494	46.101	39.935	235.8	8:12.094	
5	2:00.945	34.607	46.628	39.710	235.8	10:13.039	
6	2:01.730	34.939	46.688	40.103	234.8	12:14.769	
7	2:02.125	34.994	46.901	40.230	235.3	14:16.894	
8	2:03.164	35.139	47.572	40.453	233.8	16:20.058	
9	2:02.789	35.225	46.993	40.571	235.8	18:22.847	
10	2:04.482	35.345	47.332	41.805	234.8	20:27.329	
11	2:17.515 B	35.649	48.100	53.766	229.8	22:44.844	
12	6:34.955	5:04.803	48.470	41.682	132.8	29:19.799	

14 Jeremie LESOUDIER		FRA					
JEREMIE LESOUDIER							
1	2:09.797	41.616	47.389	40.792	203.0	2:09.797	
2	1:59.346	34.903	45.779	38.664	233.3	4:09.143	
3	1:59.477	34.425	46.178	38.874	238.4	6:08.620	
4	1:59.386	34.772	45.712	38.902	237.9	8:08.006	

16 Harriet ARRUBARENNA		ESP					
PCR SPORT							
1	2:13.979	47.693	46.263	40.023	194.9	2:13.979	
2	2:01.938	36.189	46.088	39.661	232.3	4:15.917	
3	2:01.049	35.337	46.231	39.481	225.5	6:16.966	
4	2:00.360	34.576	46.329	39.455	236.8	8:17.326	
5	2:01.725	34.670	47.166	39.889	236.8	10:19.051	
6	2:02.234	35.384	47.080	39.770	231.8	12:21.285	
7	2:03.455	35.146	47.562	40.747	237.4	14:24.740	
8	2:02.579	35.366	46.863	40.350	235.8	16:27.319	
9	2:02.681	35.065	47.294	40.322	236.8	18:30.000	
10	2:02.565	35.242	46.949	40.374	232.8	20:32.565	
11	2:06.003	35.208	47.199	43.596	232.8	22:38.568	
12	2:05.995	36.146	48.395	41.454	231.8	24:44.563	
13	2:05.228	35.747	48.091	41.390	231.8	26:49.791	
14	2:03.606	35.668	47.305	40.633	230.8	28:53.397	

17 Mladen LALUSIC		SRB					
LEIN RACING							
1	2:15.946	50.586	46.087	39.273	221.3	2:15.946	
2	2:00.791	34.970	46.069	39.752	231.8	4:16.737	
3	2:01.854	35.079	46.557	40.218	235.3	6:18.591	
4	2:02.190	34.898	46.823	40.469	234.8	8:20.781	
5	2:04.491	35.402	47.825	41.264	231.8	10:25.272	
6	2:12.976 B	35.606	47.653	49.717	229.8	12:38.248	
7	3:39.237	2:12.454	47.078	39.705	164.6	16:17.485	
8	2:01.304	34.698	46.571	40.035	231.3	18:18.789	
9	2:03.322	35.059	47.263	41.000	234.8	20:22.111	
10	2:06.776	35.464	47.346	43.966	231.8	22:28.887	
11	2:14.692	37.028	49.277	48.387	226.4	24:43.579	
12	2:26.180	43.196	55.392	47.592	188.2	27:09.759	
13	2:23.846	41.828	53.209	48.809	200.0	29:33.605	

18 Jimmy ANTUNES		FRA					
MONLAU COMPETIÇÃO							
1	2:03.151	39.560	45.375	38.216	197.1	2:03.151	
2	1:59.402	35.471	45.264	38.667	193.5	4:02.553	
3	1:58.615	34.207	45.417	38.991	237.9	6:01.168	
4	1:59.332	34.305	45.792	39.235	236.3	8:00.500	
5	1:59.964	34.494	45.873	39.597	234.3	10:00.464	
6	2:00.522	34.599	46.166	39.757	234.8	12:00.986	
7	2:01.063	34.738	46.210	40.115	232.8	14:02.049	
8	2:02.325	34.936	47.127	40.262	233.8	16:04.374	
9	2:03.176	35.135	46.740	41.301	234.8	18:07.550	
10	2:05.673	35.312	47.282	43.079	232.8	20:13.223	
11	2:20.696 B	36.321	47.510	56.865	230.3	22:33.919	

19 Attila TASSI		HUN					
B3 HUNGARY KFT							
1	2:09.797	41.616	47.389	40.792	203.0	2:09.797	
2	1:59.346	34.903	45.779	38.664	233.3	4:09.143	
3	1:59.477	34.425	46.178	38.874	238.4	6:08.620	
4	1:59.386	34.772	45.712	38.902	237.9	8:08.006	



SEAT LEON EURO CUP

Circuit de Barcelona - Catalunya

Race 1

Analysis

■ Personal Best
 ■ Session Best
 ■ B Crossing the finish line in pit lane

Lap	Time	Sector 1	Sector 2	Sector 3	T. Spd	Elapsed	Lap	Time	Sector 1	Sector 2	Sector 3	T. Spd	Elapsed
5	1:59.300	34.575	45.614	39.111	234.3	10:07.306	2	2:00.068	35.114	45.950	39.004	225.0	4:08.289
6	2:00.098	34.421	46.107	39.570	235.8	12:07.404	3	1:59.955	34.637	46.443	38.875	236.8	6:08.244
7	2:06.360 B	34.541	46.205	45.614	236.8	14:13.764	4	2:00.350	34.737	46.550	39.063	236.3	8:08.594
8	2:18.887	53.009	46.290	39.588	167.4	16:32.651	5	2:00.179	34.543	46.004	39.632	235.3	10:08.773
9	2:01.035	34.789	46.566	39.680	232.3	18:33.686	6	2:00.685	34.556	46.161	39.968	236.8	12:09.458
10	2:01.067	34.745	46.348	39.974	233.8	20:34.753	7	2:00.797	34.616	46.445	39.736	234.8	14:10.255
11	2:02.651	34.936	46.491	41.224	238.4	22:37.404	8	2:01.439	34.809	46.728	39.902	234.3	16:11.694
12	2:02.713	35.240	46.656	40.817	233.3	24:40.117	9	2:01.272	34.811	46.649	39.812	233.3	18:12.966
13	2:02.471	35.415	46.633	40.423	232.3	26:42.588	10	2:01.576	35.010	46.603	39.963	234.3	20:14.542
14	2:02.202	34.955	46.811	40.436	232.3	28:44.790	11	2:05.684	35.643	47.785	42.256	237.4	22:20.226
							12	2:03.695	35.498	46.898	41.299	232.3	24:23.921
							13	2:03.856	35.271	47.513	41.072	234.3	26:27.777
							14	2:06.648	35.574	48.458	42.616	232.3	28:34.425

20		Lourenço BEIRÃO DA VEIGA		PRT		
		LOURENÇO BEIRÃO DA VEIGA				
1	2:10.772	43.776	46.486	40.510	194.6	2:10.772
2	2:01.412	35.348	46.556	39.508	221.8	4:12.184
3	2:00.788	34.906	46.253	39.629	227.8	6:12.972
4	2:00.822	34.996	46.314	39.512	232.8	8:13.794
5	2:48.673 B	34.652	1:05.299	1:08.722	237.9	11:02.467

21		Marie BAUS-COPPENS		FRA		
		MARIE BAUS-COPPENS				
1	2:13.047	44.844	47.125	41.078	198.2	2:13.047
2	2:00.876	35.040	46.014	39.822	220.4	4:13.923
3	1:59.680	34.688	45.774	39.218	226.4	6:13.603
4	2:00.551	34.772	46.187	39.592	223.1	8:14.154
5	2:05.324	34.418	51.112	39.794	242.7	10:19.478
6	2:01.267	35.025	46.336	39.906	240.5	12:20.745
7	2:02.941	34.957	47.483	40.501	236.8	14:23.686
8	2:01.757	35.317	46.483	39.957	233.3	16:25.443
9	2:01.779	35.121	46.583	40.075	235.3	18:27.222
10	2:01.862	34.868	46.747	40.247	235.8	20:29.084
11	2:07.248	35.385	47.041	44.822	237.4	22:36.332
12	2:03.552	35.424	47.023	41.105	232.8	24:39.884
13	2:06.542	36.231	48.132	42.179	234.3	26:46.426
14	2:06.771	35.939	48.604	42.228	234.3	28:53.197

22		Alexander MORGAN		UK		
		BAPORO MOTORSPORT				
1	2:06.413	40.962	46.413	39.038	201.9	2:06.413
2	1:59.540	34.848	45.814	38.878	236.8	4:05.953
3	1:58.886	34.331	45.567	38.988	237.4	6:04.839
4	1:59.493	34.396	45.866	39.231	239.5	8:04.332
5	1:59.926	34.758	45.823	39.345	237.9	10:04.258
6	2:00.330	34.796	46.016	39.518	233.8	12:04.588
7	2:00.583	34.863	46.196	39.524	236.8	14:05.171
8	2:01.489	34.878	46.548	40.063	238.9	16:06.660
9	2:01.701	35.023	46.458	40.220	236.8	18:08.361
10	2:03.950	35.310	46.942	41.698	236.8	20:12.311
11	2:02.720	35.045	47.080	40.595	235.8	22:15.031
12	2:04.509	35.595	47.851	41.063	237.9	24:19.540
13	2:03.240	35.444	47.049	40.747	235.8	26:22.780
14	2:03.986	35.462	47.394	41.130	231.3	28:26.766

23		Stefano ZANINI		MCO		
		STEFANO ZANINI				
1	2:08.221	42.060	46.763	39.398	203.8	2:08.221

24		Niels LANGEVELD		NDL		
		TARGET, SRL				
1	2:02.696	39.279	45.027	38.390	194.2	2:02.696
2	1:59.137	35.340	45.174	38.623	190.8	4:01.833
3	1:58.434	34.145	45.241	39.048	235.8	6:00.267
4	1:59.005	34.435	45.584	38.986	234.8	7:59.272
5	1:59.236	34.400	45.672	39.164	232.8	9:58.508
6	1:59.550	34.429	45.824	39.297	233.3	11:58.058
7	2:00.082	34.466	45.993	39.623	234.8	13:58.140
8	2:00.542	34.578	46.359	39.605	234.3	15:58.682
9	2:00.685	34.762	46.214	39.709	232.3	17:59.367
10	2:00.773	34.681	46.278	39.814	232.3	20:00.140
11	2:01.101	34.698	46.468	39.935	235.3	22:01.241
12	2:02.850	35.006	46.644	41.200	233.8	24:04.091
13	2:01.907	34.873	46.848	40.186	232.3	26:05.998
14	2:01.832	34.995	46.669	40.168	232.8	28:07.830

25		Munkong SATHIENTHIRAKUL		THA		
		MONLAU COMPETICIÓN				
1	2:13.268	46.136	46.234	40.898	197.4	2:13.268
2	2:01.326	35.248	45.992	40.086	222.7	4:14.594
3	1:59.822	34.509	45.690	39.623	239.5	6:14.416
4	2:00.353	34.556	46.174	39.623	238.9	8:14.769
5	2:01.620	34.546	47.766	39.308	237.9	10:16.389
6	2:01.017	34.753	46.488	39.776	236.3	12:17.406
7	2:01.537	34.833	46.821	39.883	234.3	14:18.943
8	2:02.448	35.132	47.153	40.163	235.3	16:21.391
9	2:02.240	34.987	47.057	40.196	234.8	18:23.631
10	2:03.711	35.108	47.048	41.555	236.8	20:27.342
11	2:04.699	35.817	46.889	41.993	230.3	22:32.041
12	2:03.886	35.478	47.575	40.833	232.3	24:35.927
13	2:03.929	35.479	47.347	41.103	231.8	26:39.856
14	2:06.280	35.426	48.212	42.642	230.8	28:46.136

33		Jordi ORIOLA		ESP		
		TARGET, SRL				
1	2:03.866	39.776	45.501	38.589	194.2	2:03.866
2	1:59.326	35.367	45.176	38.781	211.8	4:03.192
3	1:58.862	34.301	45.571	38.990	238.4	6:02.054
4	1:59.556	34.354	45.898	39.304	237.4	8:01.610
5	2:00.012	34.534	45.970	39.508	237.4	10:01.622
6	2:00.281	34.660	46.036	39.585	239.5	12:01.903



SEAT LEON EURO CUP

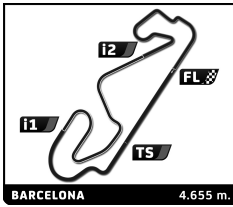
Circuit de Barcelona - Catalunya

Race 1

Analysis

■ Personal Best
 ■ Session Best
 B Crossing the finish line in pit lane

Lap	Time	Sector 1	Sector 2	Sector 3	T. Spd	Elapsed	Lap	Time	Sector 1	Sector 2	Sector 3	T. Spd	Elapsed
34 Stian PAULSEN NOR STIAN PAULSEN RACING													
1	2:05.418	40.942	45.970	38.506	198.5	2:05.418							
2	1:58.993	34.921	45.319	38.753	232.3	4:04.411							
3	1:58.619	34.173	45.479	38.967	238.4	6:03.030							
4	1:59.118	34.248	45.799	39.071	239.5	8:02.148							
5	1:59.959	34.689	45.913	39.357	234.8	10:02.107							
6	2:00.053	34.696	45.995	39.362	237.4	12:02.160							
7	2:00.544	34.734	46.166	39.644	237.4	14:02.704							
8	2:00.373	34.714	46.064	39.595	235.8	16:03.077							
9	2:00.790	34.808	46.076	39.906	231.8	18:03.867							
10	2:00.712	34.801	46.198	39.713	232.3	20:04.579							
11	2:00.663	34.750	46.114	39.799	232.3	22:05.242							
12	2:01.199	34.793	46.236	40.170	232.3	24:06.441							
13	2:01.499	34.848	46.367	40.284	233.8	26:07.940							
14	2:01.053	34.824	46.433	39.796	233.3	28:08.993							
67 Marco PELLEGRINI ITA MARCO PELLEGRINI													
1	2:10.602	42.617	47.022	40.963	210.9	2:10.602							
2	2:00.930	34.706	46.470	39.754	240.0	4:11.532							
3	2:00.830	34.336	46.564	39.930	238.9	6:12.362							
4	2:00.086	34.312	45.861	39.913	237.9	8:12.448							
5	2:02.725	34.500	48.274	39.951	238.4	10:15.173							
6	2:00.569	34.552	45.926	40.091	235.3	12:15.742							
7	2:01.649	34.840	46.657	40.152	237.9	14:17.391							
8	2:01.662	34.836	46.672	40.154	235.8	16:19.053							
9	2:01.869	35.097	46.548	40.224	234.3	18:20.922							
10	2:02.349	35.093	46.999	40.257	234.3	20:23.271							
11	2:03.232	35.102	47.059	41.071	234.3	22:26.503							
12	2:03.183	35.334	47.061	40.788	231.3	24:29.686							
13	2:04.455	35.330	47.567	41.558	230.8	26:34.141							
14	2:09.308	36.159	49.188	43.961	231.3	28:43.449							
77 Jean-laurent NAVARRO FRA JEAN-LAURENT NAVARRO													
1	6:46.417 B	4:25.833	1:21.869	58.715	202.2	6:46.417							
99 Alberto BASSI ITA SEAT SPORT													
1	2:11.710	43.580	47.783	40.347	203.4	2:11.710							
2	2:01.773	35.269	46.440	40.064	240.0	4:13.483							
3	2:15.869	34.537	1:01.173	40.159	238.9	6:29.352							
4	2:01.598	35.117	46.491	39.990	231.8	8:30.950							
5	2:02.400	35.086	46.889	40.425	231.8	10:33.350							
6	2:03.048	35.459	47.053	40.536	230.8	12:36.398							
7	2:03.661	35.473	47.189	40.999	230.8	14:40.059							
8	2:03.964	35.621	47.414	40.929	230.8	16:44.023							
9	2:04.998	35.871	47.768	41.359	230.8	18:49.021							
10	2:07.048	36.174	48.591	42.283	230.3	20:56.069							
11	2:16.682 B	37.000	49.196	50.486	229.3	23:12.751							
61 Mario DABLANDER AUT SEAT AUSTRIA													
1	2:10.139	42.673	46.580	40.886	199.3	2:10.139							
2	1:59.991	34.919	46.228	38.844	235.8	4:10.130							
3	1:59.444	34.744	45.671	39.029	235.3	6:09.574							
4	1:59.870	34.690	45.841	39.339	237.4	8:09.444							
5	2:00.613	34.740	46.231	39.642	235.8	10:10.057							
6	2:01.195	34.753	46.553	39.889	235.8	12:11.252							
7	2:01.244	34.912	46.519	39.813	233.3	14:12.496							
8	2:02.177	35.261	46.872	40.044	233.3	16:14.673							
9	2:03.333	35.213	47.322	40.798	231.8	18:18.006							
10	2:03.877	35.547	47.275	41.055	233.3	20:21.883							
11	2:18.568 B	35.343	47.308	55.917	232.3	22:40.451							



SEAT LEON EURO CUP

Circuit de Barcelona - Catalunya

Race 2 (14 laps, 65,2 km. / Max. 40')

Final Classification

Drivers	Nat	Team	Vehicle	Class	Laps	Total Time	Gap	Kph	Best Lap			
									Lap	Time Kph		
1	9	Lucile CYPRIANO	FRA	LUCILE CYPRIANO		14	28:01.413	-	139.5	4	1:57.775	142.3
2	2	Manuel GIAO	PRT	BAPORO MOTORSPORT		14	28:02.431	+1.018	139.4	2	1:58.175	141.8
3	18	Jimmy ANTUNES	FRA	MONLAU COMPETICIÓN		14	28:13.703	+12.290	138.5	2	1:58.134	141.9
4	4	David CEBRIAN	ESP	MONLAU COMPETICIÓN		14	28:14.073	+12.660	138.5	2	1:58.135	141.9
5	1	Pol ROSELL	ESP	BAPORO MOTORSPORT		14	28:17.175	+15.762	138.2	4	1:58.611	141.3
6	22	Alexander MORGAN	UK	BAPORO MOTORSPORT		14	28:18.771	+17.358	138.1	2	1:58.711	141.2
7	3	Julien BRICHÉ	FRA	JULIEN BRICHÉ		14	28:22.578	+21.165	137.8	2	1:57.439	142.7
8	10	Mauricio HERNANDEZ	CRI	TARGET, SRL		14	28:26.351	+24.938	137.5	3	1:58.451	141.5
9	61	Mario DABLANDER	AUT	SEAT AUSTRIA		14	28:30.904	+29.491	137.1	3	1:59.345	140.4
10	24	Niels LANGEVELD	NDL	TARGET, SRL		14	28:31.498	+30.085	137.1	3	1:58.412	141.5
11	25	Munkong SATHIENTHIRAKUL	THA	MONLAU COMPETICIÓN		14	28:38.347	+36.934	136.5	5	1:59.719	140.0
12	44	Laia SANZ	ESP	SEAT SPORT		14	28:38.634	+37.221	136.5	3	1:59.780	139.9
13	20	Lourenço BEIRÃO DA VEIGA	PRT	LOURENÇO BEIRÃO DA VEIGA		14	28:47.244	+45.831	135.8	3	2:00.033	139.6
14	21	Marie BAUS-COPPENS	FRA	MARIE BAUS-COPPENS		14	28:49.957	+48.544	135.6	3	1:59.278	140.5
15	12	Dejan BULATOVIC	MNE	LEIN RACING		14	28:52.882	+51.469	135.4	3	1:59.681	140.0
16	14	Jeremie LESOUDIER	FRA	JEREMIE LESOUDIER		14	28:54.782	+53.369	135.2	3	1:59.008	140.8
17	16	Harriet ARRUBARRENA	ESP	PCR SPORT		14	28:56.045	+54.632	135.1	3	1:59.869	139.8
18	99	Alberto BASSI	ITA	SEAT SPORT		14	28:59.473	+58.060	134.9	3	1:59.357	140.4
19	17	Mladen LALUSIC	SRB	LEIN RACING		14	29:46.007	+1:44.594	131.4	3	2:00.400	139.2
20	8	Shane anthony WILLIAMS	ZAF	WOLF-POWER RACING		13	26:08.285	1 Lap	138.9	4	1:58.433	141.5
21	34	Stian PAULSEN	NOR	STIAN PAULSEN RACING		13	26:10.726	1 Lap	138.7	3	1:58.785	141.1
22	87	Edina BÜS	HUN	B3 HUNGARY KFT		13	26:37.220	1 Lap	136.4	2	1:59.599	140.1
Not classified:												
67	Marco PELLEGRINI	ITA	MARCO PELLEGRINI		12	25:19.468				3	1:59.314	140.5
33	Jordi ORIOLA	ESP	TARGET, SRL		5	10:24.067				3	1:58.708	141.2
11	Jürgen SCHMARL	AUT	TARGET, SRL		4	8:24.952				3	1:59.560	140.2
13	Amalia VINYES	ESP	BAPORO MOTORSPORT		2	4:51.628						
19	Attila TASSI	HUN	B3 HUNGARY KFT		2	5:20.400						
5	Thibaut MOURGUES	FRA	THIBAUT MOURGUES		1	2:10.926						
77	Jean-laurent NAVARRO	FRA	JEAN-LAURENT NAVARRO		1	2:14.326						
6	Mikel AZCONA	ESP	PCR SPORT									
73	Mateu CLEMENT	FRA	MATEU CLEMENT									
Excluded												
23	Stefano ZANINI	MCO	STEFANO ZANINI		14	28:22.170				3	1:59.485	140.3
Pole Position				S. WILLIAMS							1:56.373	
Fastest Lap				Lap 2	Julien BRICHÉ						1:57.439	142.7 Kph

CAR 23 EXCLUDED - ART. 87. EURO CUP SPORTING REGULATIONS
 CAR 3 PENALTY OF 5 SECONDS - STEWARDS DECISION Nr 7

Published at:

Track Status: **DRY**

Stewards:	Timekeeper:



SEAT LEON EUROCUP

Circuit de Barcelona - Catalunya

Race 2

Lap Chart

LAP

Nr	Pos	Grid	1	2	3	4	5	6	7	8	9	10	11	12	13	14
8	1	8	8	8	9	9	9	9	9	9	9	9	9	9	9	9
2	2	2	9	9	8	8	8	8	8	8	8	8	8	2	2	2
9	3	9	1	18	18	18	18	2	2	2	2	2	2	8	8	18
33	4	33	18	2	2	2	2	18	18	18	18	18	18	18	18	4
18	5	18	2	1	1	1	1	1	1	1	24	24	24	24	24	1
24	6	24	33	33	33	33	24	24	24	24	1	1	1	1	34	3
1	7	1	24	24	24	24	3	3	3	3	3	3	3	4	4	22
6	8	6	4	4	4	4	4	4	4	4	4	4	4	3	1	23
34	9	34	22	22	3	3	22	22	22	22	22	34	34	34	3	10
22	10	22	3	3	22	22	34	34	34	34	22	22	22	22	22	61
99	11	99	61	34	34	34	61	61	61	61	23	23	23	23	23	24
44	12	44	34	61	61	61	23	23	23	23	61	61	10	10	10	25
11	13	11	19	23	23	23	10	10	10	10	10	10	61	61	61	44
19	14	19	5	11	11	10	87	87	87	87	87	87	25	25	25	20
23	15	23	99	87	87	87	99	25	25	25	25	25	87	87	44	21
13	16	13	13	10	10	99	25	99	99	99	99	44	44	44	87	12
4	17	4	11	20	20	25	20	20	44	44	44	99	99	20	20	14
61	18	61	23	17	99	17	44	44	20	20	20	20	20	16	16	16
3	19	3	10	99	17	20	17	16	16	67	67	67	16	99	21	99
10	20	10	87	44	44	16	16	67	67	16	16	21	14	14	14	17
67	21	67	20	25	25	44	67	17	21	21	21	16	21	21	12	
12	22	12	44	16	16	67	14	21	12	14	14	14	12	12	99	
20	23	20	21	67	67	14	21	12	14	12	12	12	67	17	17	
5	24	5	17	14	14	21	12	14	17	17	17	17	17	67		
77	25	77	77	21	21	12	33									
87	26	87	16	12	12	11										
21	27	21	25	13												
16	28	16	67	19												
73	29	73	12													
17	30	17	14													
25	31	25														
14	32	14														



SEAT LEON EUROCUP

Circuit de Barcelona - Catalunya

Race 2

Best Sector Times

SECTOR 1			SECTOR 2		SECTOR 3		Pos	Driver	Ideal Lap	Best Lap
Pos	Driver	Time	Driver	Time	Driver	Time				
1	4 D.CEBRIAN	33.403	9 L.CYPRIANO	45.049	17 M.LALUSIC	38.167	1	9 L.CYPRIANO	1'56.986	1:57.775 (2)
2	3 J.BRICHÉ	33.485	8 S.WILLIAMS	45.303	9 L.CYPRIANO	38.174	2	3 J.BRICHÉ	1'57.315	1:57.439 (1)
3	34 S.PAULSEN	33.624	18 J.ANTUNES	45.384	3 J.BRICHÉ	38.282	3	4 D.CEBRIAN	1'57.778	1:58.135 (4)
4	9 L.CYPRIANO	33.763	87 E.BÚS	45.478	2 M.GIAO	38.362	4	18 J.ANTUNES	1'57.912	1:58.134 (3)
5	61 M.DABLANDER	33.862	10 M.HERNANDEZ	45.534	18 J.ANTUNES	38.370	5	2 M.GIAO	1'57.991	1:58.175 (5)
6	24 N.LANGEVELD	34.047	3 J.BRICHÉ	45.548	1 P.ROSELL	38.525	6	8 S.WILLIAMS	1'58.150	1:58.433 (7)
7	2 M.GIAO	34.061	2 M.GIAO	45.568	33 J.ORIOLA	38.595	7	24 N.LANGEVELD	1'58.238	1:58.412 (6)
8	33 J.ORIOLA	34.123	33 J.ORIOLA	45.573	24 N.LANGEVELD	38.596	8	34 S.PAULSEN	1'58.252	1:58.785 (12)
9	22 A.MORGAN	34.127	11 J.SCHMARL	45.579	8 S.WILLIAMS	38.600	9	1 P.ROSELL	1'58.270	1:58.611 (9)
10	12 D.BULATOVIC	34.131	24 N.LANGEVELD	45.595	10 M.HERNANDEZ	38.718	10	33 J.ORIOLA	1'58.291	1:58.708 (10)
11	1 P.ROSELL	34.143	1 P.ROSELL	45.602	4 D.CEBRIAN	38.720	11	10 M.HERNANDEZ	1'58.451	1:58.451 (8)
12	44 L.SANZ	34.144	99 A.BASSI	45.637	22 A.MORGAN	38.750	12	17 M.LALUSIC	1'58.483	2:00.400 (26)
13	25 M.SATHIENTHIRAKUL	34.151	22 A.MORGAN	45.646	34 S.PAULSEN	38.785	13	22 A.MORGAN	1'58.523	1:58.711 (11)
14	18 J.ANTUNES	34.158	4 D.CEBRIAN	45.655	21 M.BAUS-COPPENS	38.795	14	61 M.DABLANDER	1'58.540	1:59.345 (16)
15	17 M.LALUSIC	34.170	14 J.LESODIER	45.655	87 E.BÚS	38.840	15	11 J.SCHMARL	1'58.780	1:59.560 (19)
16	67 M.PELLEGRINI	34.182	23 S.ZANINI	45.729	61 M.DABLANDER	38.841	16	14 J.LESODIER	1'58.787	1:59.008 (13)
17	10 M.HERNANDEZ	34.199	12 D.BULATOVIC	45.748	14 J.LESODIER	38.858	17	23 S.ZANINI	1'58.899	1:59.485 (18)
18	23 S.ZANINI	34.208	67 M.PELLEGRINI	45.762	11 J.SCHMARL	38.954	18	87 E.BÚS	1'58.940	1:59.599 (20)
19	20 LBEIRÃO DA VEIGA	34.233	61 M.DABLANDER	45.837	23 S.ZANINI	38.962	19	12 D.BULATOVIC	1'58.973	1:59.681 (21)
20	8 S.WILLIAMS	34.247	34 S.PAULSEN	45.843	25 M.SATHIENTHIRAKUL	39.000	20	25 M.SATHIENTHIRAKUL	1'59.090	1:59.719 (22)
21	11 J.SCHMARL	34.247	44 L.SANZ	45.912	12 D.BULATOVIC	39.094	21	21 M.BAUS-COPPENS	1'59.108	1:59.278 (14)
22	14 J.LESODIER	34.274	25 M.SATHIENTHIRAKUL	45.939	67 M.PELLEGRINI	39.183	22	67 M.PELLEGRINI	1'59.127	1:59.314 (15)
23	99 A.BASSI	34.289	21 M.BAUS-COPPENS	45.959	99 A.BASSI	39.281	23	99 A.BASSI	1'59.207	1:59.357 (17)
24	21 M.BAUS-COPPENS	34.354	17 M.LALUSIC	46.146	16 H.ARRUABARRENA	39.304	24	44 L.SANZ	1'59.414	1:59.780 (23)
25	16 H.ARRUABARRENA	34.397	16 H.ARRUABARRENA	46.168	44 L.SANZ	39.358	25	16 H.ARRUABARRENA	1'59.869	1:59.869 (24)
26	87 E.BÚS	34.622	20 LBEIRÃO DA VEIGA	46.172	20 LBEIRÃO DA VEIGA	39.586	26	20 LBEIRÃO DA VEIGA	1'59.991	2:00.033 (25)
27	13 A.VINYES	36.682	19 A.TASSI	46.674	5 T.MOURGUES	39.993	27	13 A.VINYES	2'05.611	
28	19 A.TASSI	46.675	13 A.VINYES	47.106	77 J.NAVARRO	40.599	28	19 A.TASSI	2'15.647	
29	5 T.MOURGUES	1:09.207	77 J.NAVARRO	47.111	13 A.VINYES	41.823	29	5 T.MOURGUES	2'36.410	



SEAT LEON EUROCUP

Circuit de Barcelona - Catalunya

Race 2

Best Top Speeds

Driver	Team	Top 1		Top 2		Top 3		Top 4		Top 5		Avg
		Kph	Lap	Kph	Lap	Kph	Lap	Kph	Lap	Kph	Lap	
25 Munkong SATHIENTHIRAKUL	MONLAU COMPETICIÓ	245.5	2	244.3	3	243.2	4	241.1	10	240.0	11	242,8
16 Harriet ARRUIBARRENA	PCR SPORT	244.9	2	242.2	6	241.6	3	241.1	5	240.5	4	242,1
14 Jeremie LESOUDIER	JEREMIE LESOUDIER	244.9	6	243.8	7	241.6	8	240.5	5	239.5	9	242,1
11 Jürgen SCHMARL	TARGET, SRL	244.3	2	243.8	4	228.3	3	208.1	1			231,1
44 Laia SANZ	SEAT SPORT	244.3	4	243.8	2	242.7	3	242.2	7	240.5	5	242,7
21 Marie BAUS-COPPENS	MARIE BAUS-COPPENS	243.8	10	243.2	6	242.7	7	241.6	5	241.1	4	242,5
24 Niels LANGEVELD	TARGET, SRL	243.8	2	243.2	4	242.2	3	241.6	5	241.1	9	242,4
20 Lourenço BEIRÃO DA VEIGA	LOURENÇO BEIRÃO DA VEIGA	243.2	2	241.1	3	241.1	4	239.5	8	238.9	9	240,8
99 Alberto BASSI	SEAT SPORT	243.2	3	241.1	4	237.4	7	236.8	2	236.8	11	239,1
2 Manuel GIAO	BAPORO MOTORSPORT	243.2	4	241.6	3	241.6	5	241.6	6	241.1	2	241,8
87 Edina BÚS	B3 HUNGARY KFT	243.2	2	239.5	4	238.4	5	237.4	7	237.4	6	239,2
10 Mauricio HERNANDEZ	TARGET, SRL	243.2	11	242.2	4	239.5	7	238.9	8	238.9	3	240,5
3 Julien BRICHÉ	JULIEN BRICHÉ	242.7	3	241.6	6	241.6	7	241.1	4	240.0	12	241,4
67 Marco PELLEGRINI	MARCO PELLEGRINI	242.2	5	241.6	8	241.1	10	241.1	11	240.5	9	241,3
12 Dejan BULATOVIC	LEIN RACING	242.2	7	240.5	6	240.5	4	240.5	5	240.0	10	240,7
22 Alexander MORGAN	BAPORO MOTORSPORT	241.6	2	241.6	3	240.5	10	240.0	5	239.5	12	240,6
33 Jordi ORIOLA	TARGET, SRL	241.1	3	240.0	4	238.9	2	238.4	5	194.2	1	230,5
34 Stian PAULSEN	STIAN PAULSEN RACING	241.1	10	239.5	12	238.4	11	238.4	2	238.4	9	239,2
23 Stefano ZANINI	STEFANO ZANINI	240.5	7	240.0	4	239.5	8	239.5	2	239.5	9	239,8
4 David CEBRIAN	MONLAU COMPETICIÓ	240.5	3	239.5	8	239.5	6	238.9	14	238.9	7	239,5
18 Jimmy ANTUNES	MONLAU COMPETICIÓ	240.5	2	240.5	4	240.0	12	240.0	7	239.5	3	240,1
1 Poi ROSELL	BAPORO MOTORSPORT	240.0	3	240.0	7	239.5	2	238.9	10	237.9	8	239,3
13 Amalia VINYES	BAPORO MOTORSPORT	240.0	2	207.7	1							223,9
17 Mladen LALUSIC	LEIN RACING	240.0	3	238.4	4	238.4	7	237.9	2	237.4	8	238,4
9 Lucile CYPRIANO	LUCILE CYPRIANO	238.9	3	237.9	2	236.3	13	236.3	7	236.3	10	237,1
61 Mario DABLANDER	SEAT AUSTRIA	237.9	3	235.8	12	235.3	5	235.3	10	234.8	11	235,8
8 Shane anthony WILLIAMS	WOLF-POWER RACING	236.8	10	235.8	9	235.8	7	235.3	11	235.3	12	235,8
19 Attila TASSI	B3 HUNGARY KFT	235.8	2	207.3	1							221,6
5 Thibaut MOURGUES	THIBAUT MOURGUES	216.9	1									216,9
77 Jean-laurent NAVARRO	JEAN-LAURENT NAVARRO	216.4	1									216,4
73 Mateu CLEMENT	MATEU CLEMENT											
6 Mikel AZCONA	PCR SPORT											



SEAT LEON EUROCUP

Circuit de Barcelona - Catalunya

Race 2

Fastest Lap Sequence

Practice Time	Driver	Team	Car	Class	Time	Kph	Lap
4:02.085	8 Shane anthony WILLIAMS	WOLF-POWER RACING			1:58.898	140.9	2
4:02.218	9 Lucile CYPRIANO	LUCILE CYPRIANO			1:58.321	141.6	2
4:03.422	18 Jimmy ANTUNES	MONLAU COMPETICIÓN			1:58.134	141.9	2
4:07.918	3 Julien BRICHÉ	JULIEN BRICHÉ			1:57.439	142.7	2



SEAT LEON EURO CUP

Circuit de Barcelona - Catalunya

Race 2

Analysis by lap

■ Lapped

Nr	Lap Time	Gap	Nr	Lap Time	Gap	Nr	Lap Time	Gap	Nr	Lap Time	Gap	Nr	Lap Time	Gap
Lap 1														
8	2:03.187		14	2:02.724	19.514	67	2:00.570	20.896	12	2:02.601	29.760	9	2:00.010	
9	2:03.897	0.710	21	2:08.257	19.886	14	1:59.636	22.142	14	2:04.053	30.198	8	2:00.085	1.752
1	2:05.028	1.841	12	2:05.264	20.131	21	1:59.814	22.962	Lap 7					
18	2:05.288	2.101	13	2:40.239	49.543	12	1:59.902	23.698	9	1:59.724		18	2:00.574	4.580
2	2:05.679	2.492	19	3:09.622	1'18.315	11	2:13.545	26.851	8	1:59.580	2.123	24	2:00.283	6.182
33	2:06.427	3.240	Lap 3				2	1:59.304	2.868	1	2:01.431	6.831		
24	2:06.720	3.533	9	1:58.108		18	1:59.817	4.352	3	2:00.523	8.269			
4	2:08.133	4.946	8	1:59.392	1.151	1	1:59.979	5.537	4	2:01.189	10.399			
22	2:08.611	5.424	18	1:58.568	1.664	24	1:59.399	6.506	22	2:00.732	11.612			
3	2:10.479	7.292	2	1:58.466	1.994	3	2:00.014	7.795	34	2:00.034	12.119			
61	2:10.565	7.378	1	1:58.640	3.133	4	2:00.070	8.808	23	2:01.479	17.084			
34	2:10.708	7.521	33	1:58.708	3.757	22	2:00.258	10.455	61	2:02.619	17.457			
19	2:10.778	7.591	24	1:58.412	4.071	34	1:59.616	12.354	10	2:00.808	17.982			
5	2:10.926	7.739	4	1:58.601	4.543	61	2:00.079	14.434	87	2:02.078	22.518			
99	2:11.012	7.825	3	1:57.811	5.403	23	2:00.387	15.744	25	2:01.082	23.218			
13	2:11.389	8.202	22	1:59.558	6.554	10	2:00.524	17.149	99	2:02.698	29.351			
11	2:11.550	8.363	34	1:58.785	8.245	87	2:00.813	19.363	44	2:01.588	30.455			
23	2:11.692	8.505	61	1:59.345	9.535	25	2:00.334	21.907	20	2:02.450	31.842			
10	2:11.814	8.627	23	1:59.485	10.731	99	2:01.479	24.077	67	2:02.444	32.378			
87	2:12.558	9.371	11	1:59.560	11.081	44	2:01.570	26.821	16	2:02.305	33.579			
20	2:12.809	9.622	87	1:59.652	11.483	20	2:02.502	27.402	21	2:01.546	33.862			
44	2:13.501	10.314	10	1:58.451	11.987	16	2:01.777	28.658	14	2:01.882	36.133			
21	2:13.714	10.527	20	2:00.033	14.413	67	2:01.490	28.936	12	2:02.511	37.387			
17	2:14.178	10.991	99	1:59.357	14.585	21	2:01.938	31.231	17	2:04.189	41.142			
77	2:14.326	11.139	17	2:00.400	15.120	12	2:02.403	32.439	Lap 10					
16	2:14.628	11.441	44	1:59.780	15.506	14	2:02.484	32.958	9	2:00.518				
25	2:14.917	11.730	25	1:59.862	15.853	17	2:04.972	33.961	8	2:00.199	1.433			
67	2:16.642	13.455	16	1:59.869	16.467	Lap 8				2	2:00.275	1.876		
12	2:16.952	13.765	67	1:59.314	18.101	9	2:00.331		18	2:01.129	5.191			
14	2:18.875	15.688	14	1:59.008	20.281	8	1:59.885	1.677	24	2:00.685	6.349			
Lap 2														
8	1:58.898		21	1:59.278	20.923	2	1:59.837	2.374	1	2:01.272	7.585			
9	1:58.321	0.133	12	1:59.681	21.571	18	1:59.995	4.016	3	2:00.839	8.590			
18	1:58.134	1.337	Lap 4				1	2:00.204	5.410	4	2:00.649	10.530		
2	1:58.175	1.769	9	1:57.775		24	1:59.734	5.909	34	2:00.177	11.778			
1	1:59.791	2.734	8	1:58.433	1.809	3	2:00.292	7.756	22	2:01.838	12.932			
33	1:58.948	3.290	18	1:58.876	2.765	4	2:00.743	9.220	23	2:01.049	17.615			
24	1:59.265	3.900	2	1:58.798	3.017	22	2:00.766	10.890	61	2:02.058	18.997			
4	1:58.135	4.183	1	1:58.611	3.969	34	2:00.072	12.095	10	2:01.827	19.291			
22	1:58.711	5.237	33	1:59.223	5.205	61	2:00.745	14.848	87	2:02.623	24.623			
3	1:57.439	5.833	24	1:59.354	5.650	23	2:00.202	15.615	25	2:02.306	25.006			
34	1:59.078	7.701	4	1:59.298	6.066	10	2:00.366	17.184	44	2:02.338	32.275			
61	1:59.951	8.431	3	1:58.667	6.295	87	2:01.418	20.450	99	2:04.182	33.015			
23	1:59.880	9.487	22	1:58.945	7.724	25	2:00.570	22.146	20	2:02.964	34.288			
11	2:00.297	9.762	34	1:59.535	10.005	99	2:02.917	26.663	67	2:02.940	34.800			
87	1:59.599	10.072	61	1:59.451	11.211	44	2:02.387	28.877	21	2:01.728	35.072			
10	2:02.048	11.777	23	2:00.197	13.153	20	2:02.331	29.402	16	2:03.136	36.197			
20	2:01.897	12.621	10	2:00.225	14.437	67	2:01.339	29.944	14	2:02.672	38.287			
17	2:00.868	12.961	87	2:01.700	15.408	16	2:02.957	31.284	12	2:02.668	39.537			
99	2:04.542	13.469	99	2:00.497	17.307	21	2:01.426	32.326	17	2:05.264	45.888			
44	2:02.551	13.967	25	2:01.414	19.492	14	2:01.634	34.261	Lap 11					
25	2:01.400	14.232	17	2:02.393	19.738	12	2:02.778	34.886	9	2:00.673				
16	2:02.296	14.839	20	2:03.150	19.788	17	2:03.333	36.963	8	2:00.806	1.566			
67	2:02.471	17.028	16	2:01.472	20.164	Lap 9				2	2:00.821	2.024		
Lap 3														
9	1:58.108		44	2:02.732	20.463	21	2:02.708	29.017	18	2:01.868	6.386			
8	1:59.392	1.151												
18	1:58.568	1.664												
2	1:58.466	1.994												
1	1:58.640	3.133												
33	1:58.708	3.757												
24	1:58.412	4.071												
4	1:58.601	4.543												
3	1:57.811	5.403												
22	1:59.558	6.554												
34	1:58.785	8.245												
61	1:59.345	9.535												
23	1:59.485	10.731												
11	1:59.560	11.081												
87	1:59.652	11.483												
10	1:58.451	11.987												
20	2:00.033	14.413												
99	1:59.357	14.585												
17	2:00.400	15.120												
44	1:59.780	15.506												
25	1:59.862	15.853												
16	1:59.869	16.467												
67	1:59.314	18.101												
14	1:59.008	20.281												
21	1:59.278	20.923												
12	1:59.681	21.571												
9	1:58.592													
8	1:58.910	2.127												
18	1:59.337	3.510												
2	1:59.363	3.788												
1	1:59.390	4.767												
24	1:59.407	6.465												
3	1:59.320	7.023												
4	2:00.184	7.658												
22	1:59.731	8.863												
34	1:59.754	11.167												
61	1:59.962	12.581												
23	1:59.528	14.089												
10	1:59.477	15.322												
87	2:00.014	16.830												
99	2:01.013	19.728												
25	1:59.719	20.619												
20	2:01.260	22.456												
44	2:01.260	23.131												
17	2:02.393	23.539												
16	2:02.407	23.979												
67	2:02.734	25.038												
14	2:01.722	25.272												
21	2:01.066	25.436												
12	2:01.180	26.286												
33	2:20.761	27.374												
9	1:59.127													
8	1:59.267	2.267												
2	1:58.627	3.288												
18	1:59.876	4.259												
1	1:59.642	5.282												
24	1:59.493	6.831												
3	1:59.609	7.505												
4	1:59.931	8.462												
22	2:00.185	9.921												
34	2:00.422	12.462												
61	2:00.625	14.079												
23	2:00.119	15.081												
10	2:00.154	16.349												
87	2:00.571	18.274												
25	1:59.805	21.297												
99	2:01.721	22.322												
20	2:01.295	24.624												
44	2:00.971	24.975												
16	2:01.753	26.605												
67	2:01.259	27.170												
17	2:04.301	28.713												
21	2:02.708	29.017												



SEAT LEON EURO CUP

Circuit de Barcelona - Catalunya

Race 2

Analysis

■ Personal Best
 ■ Session Best
 ■ Crossing the finish line in pit lane

Lap	Time	Sector 1	Sector 2	Sector 3	T. Spd	Elapsed	Lap	Time	Sector 1	Sector 2	Sector 3	T. Spd	Elapsed
1 PoI ROSELL ESP							BAPORO MOTORSPORT						
1	2:05.028	40.862	45.641	38.525	194.2	2:05.028	3	1:58.601	34.096	45.785	38.720	240.5	6:04.869
2	1:59.791	34.716	46.385	38.690	239.5	4:04.819	4	1:59.298	34.299	45.889	39.110	238.9	8:04.167
3	1:58.640	34.294	45.602	38.744	240.0	6:03.459	5	2:00.184	34.384	46.293	39.507	238.9	10:04.351
4	1:58.611	34.143	45.653	38.815	236.8	8:02.070	6	1:59.931	34.462	46.190	39.279	239.5	12:04.282
5	1:59.390	34.457	45.792	39.141	236.3	10:01.460	7	2:00.070	34.479	46.242	39.349	238.9	14:04.352
6	1:59.642	34.427	46.054	39.161	237.4	12:01.102	8	2:00.743	34.615	46.577	39.551	239.5	16:05.095
7	1:59.979	34.625	46.060	39.294	240.0	14:01.081	9	2:01.189	34.741	46.783	39.665	237.4	18:06.284
8	2:00.204	34.471	46.402	39.331	237.9	16:01.285	10	2:00.649	34.628	46.394	39.627	237.9	20:06.933
9	2:01.431	34.551	46.595	40.285	237.9	18:02.716	11	2:00.703	34.718	46.485	39.500	236.8	22:07.636
10	2:01.272	34.809	46.674	39.789	238.9	20:03.988	12	2:01.145	34.595	46.496	40.054	238.4	24:08.781
11	2:01.800	34.976	46.768	40.056	236.8	22:05.788	13	2:02.710	34.710	47.458	40.542	237.9	26:11.491
12	2:02.008	35.062	46.775	40.171	234.8	24:07.796	14	2:02.582	34.835	46.984	40.763	238.9	28:14.073
13	2:04.657	35.251	48.519	40.887	234.3	26:12.453							
14	2:04.722	35.560	47.350	41.812	236.3	28:17.175							
2 Manuel GIAO PRT							BAPORO MOTORSPORT						
1	2:05.679	41.325	45.864	38.490	190.5	2:05.679							
2	1:58.175	34.245	45.568	38.362	241.1	4:03.854							
3	1:58.466	34.061	45.804	38.601	241.6	6:02.320							
4	1:58.798	34.145	45.737	38.916	243.2	8:01.118							
5	1:59.363	34.942	45.618	38.803	241.6	10:00.481							
6	1:58.627	34.240	45.619	38.768	241.6	11:59.108							
7	1:59.304	34.179	46.224	38.901	238.9	13:58.412							
8	1:59.837	34.435	46.181	39.221	239.5	15:58.249							
9	1:59.755	34.444	46.016	39.295	238.9	17:58.004							
10	2:00.275	34.587	46.361	39.327	240.0	19:58.279							
11	2:00.821	34.673	46.399	39.749	240.5	21:59.100							
12	2:00.901	34.777	46.541	39.583	239.5	24:00.001							
13	2:00.836	34.750	46.374	39.712	237.9	26:00.837							
14	2:01.594	34.809	46.507	40.278	236.3	28:02.431							
3 Julien BRICHÉ FRA							JULIEN BRICHÉ						
1	2:10.479	42.717	47.203	40.559	208.9	2:10.479							
2	1:57.439	33.485	45.672	38.282	237.9	4:07.918							
3	1:57.811	33.841	45.548	38.422	242.7	6:05.729							
4	1:58.667	33.951	45.745	38.971	241.1	8:04.396							
5	1:59.320	34.360	46.144	38.816	240.0	10:03.716							
6	1:59.609	34.297	46.038	39.274	241.6	12:03.325							
7	2:00.014	34.286	46.184	39.544	241.6	14:03.339							
8	2:00.292	34.529	46.270	39.493	238.4	16:03.631							
9	2:00.523	34.669	46.354	39.500	237.9	18:04.154							
10	2:00.839	34.777	46.510	39.552	238.9	20:04.993							
11	2:01.393	34.827	46.528	40.038	239.5	22:06.386							
12	2:02.846	34.929	46.896	41.021	240.0	24:09.232							
13	2:04.827	35.830	47.784	41.213	231.8	26:14.059							
14	2:03.519	35.067	47.970	40.482	237.4	28:17.578							
4 David CEBRIAN ESP							MONLAU COMPETICIÓN						
1	2:08.133	41.932	46.886	39.315	210.9	2:08.133							
2	1:58.135	33.403	45.655	39.077	236.8	4:06.268							
5 Thibaut MOURGUES FRA							THIBAUT MOURGUES						
1	2:10.926	43.723	47.210	39.993	216.9	2:10.926							
8 Shane anthony WILLIAMS ZAF							WOLF-POWER RACING						
1	2:03.187	38.968	45.581	38.638	192.5	2:03.187							
2	1:58.898	34.307	45.793	38.798	232.8	4:02.085							
3	1:59.392	35.190	45.602	38.600	234.8	6:01.477							
4	1:58.433	34.247	45.303	38.883	234.3	7:59.910							
5	1:58.910	34.318	45.733	38.859	234.3	9:58.820							
6	1:59.267	34.476	45.804	38.987	234.8	11:58.087							
7	1:59.580	34.480	46.037	39.063	235.8	13:57.667							
8	1:59.885	34.730	46.029	39.126	234.8	15:57.552							
9	2:00.085	34.694	45.969	39.422	235.8	17:57.637							
10	2:00.199	34.632	46.143	39.424	236.8	19:57.836							
11	2:00.806	34.704	46.347	39.755	235.3	21:58.642							
12	2:04.285	35.150	47.852	41.283	235.3	24:02.927							
13	2:05.358	36.222	48.089	41.047	233.3	26:08.285							
9 Lucile CYPRIANO FRA							LUCILE CYPRIANO						
1	2:03.897	40.383	45.340	38.174	196.7	2:03.897							
2	1:58.321	33.763	45.956	38.602	237.9	4:02.218							
3	1:58.108	34.788	45.049	38.271	238.9	6:00.326							
4	1:57.775	33.887	45.204	38.684	235.3	7:58.101							
5	1:58.592	34.037	45.645	38.910	235.3	9:56.693							
6	1:59.127	34.227	45.721	39.179	234.8	11:55.820							
7	1:59.724	34.280	46.238	39.206	236.3	13:55.544							
8	2:00.331	34.573	46.374	39.384	235.3	15:55.875							
9	2:00.010	34.500	46.124	39.386	236.3	17:55.885							
10	2:00.518	34.605	46.200	39.713	236.3	19:56.403							
11	2:00.673	34.713	46.171	39.789	235.3	21:57.076							
12	2:01.183	34.697	46.467	40.019	235.3	23:58.259							
13	2:01.221	34.777	46.589	39.855	236.3	25:59.480							
14	2:01.933	34.876	46.883	40.174	235.8	28:01.413							
10 Mauricio HERNANDEZ CRI							TARGET, SRL						
1	2:11.814	43.526	47.665	40.623	211.8	2:11.814							
2	2:02.048	36.555	46.598	38.895	233.8	4:13.862							
3	1:58.451	34.199	45.534	38.718	238.9	6:12.313							
4	2:00.225	34.766	46.391	39.068	242.2	8:12.538							



SEAT LEON EURO CUP

Circuit de Barcelona - Catalunya

Race 2

Analysis

■ Personal Best
 ■ Session Best
 ■ Crossing the finish line in pit lane

Lap	Time	Sector 1	Sector 2	Sector 3	T. Spd	Elapsed	Lap	Time	Sector 1	Sector 2	Sector 3	T. Spd	Elapsed		
5	1:59.477	34.341	46.021	39.115	237.9	10:12.015									
6	2:00.154	34.449	46.263	39.442	238.4	12:12.169									
7	2:00.524	34.492	46.602	39.430	239.5	14:12.693									
8	2:00.366	34.510	46.490	39.366	238.9	16:13.059									
9	2:00.808	34.665	46.376	39.767	238.4	18:13.867									
10	2:01.827	34.910	47.131	39.786	236.8	20:15.694									
11	2:01.682	34.895	46.725	40.062	243.2	22:17.376									
12	2:01.524	34.669	46.870	39.985	237.4	24:18.900									
13	2:03.483	35.099	47.931	40.453	236.8	26:22.383									
14	2:03.968	35.360	47.519	41.089	235.3	28:26.351									
11	Jürgen SCHMARL						AUT	16	Harriet ARRUBARRENA						ESP
	TARGET, SRL								PCR SPORT						
1	2:11.550	43.322	47.024	41.204	208.1	2:11.550	1	2:14.628	46.691	47.179	40.758	218.2	2:14.628		
2	2:00.297	35.764	45.579	38.954	244.3	4:11.847	2	2:02.296	36.254	46.321	39.721	244.9	4:16.924		
3	1:59.560	34.743	45.737	39.080	228.3	6:11.407	3	1:59.869	34.397	46.168	39.304	241.6	6:16.793		
4	2:13.545 B	34.247	49.039	50.259	243.8	8:24.952	4	2:01.472	34.482	46.564	40.426	240.5	8:18.265		
12	Dejan BULATOVIC						MNE	5	2:02.407	35.285	46.654	40.468	241.1	10:20.672	
	LEIN RACING							6	2:01.753	35.143	46.716	39.894	242.2	12:22.425	
1	2:16.952	48.299	46.402	42.251	216.4	2:16.952	7	2:01.777	34.959	46.823	39.995	236.8	14:24.202		
2	2:05.264	35.939	47.725	41.600	234.3	4:22.216	8	2:02.957	35.754	47.093	40.110	237.4	16:27.159		
3	1:59.681	34.839	45.748	39.094	238.4	6:21.897	9	2:02.305	35.037	47.156	40.112	237.4	18:29.464		
4	1:59.902	34.144	45.974	39.784	240.5	8:21.799	10	2:03.136	35.756	47.186	40.194	239.5	20:32.600		
5	2:01.180	34.131	46.611	40.438	240.5	10:22.979	11	2:03.210	35.114	46.975	41.121	236.8	22:35.810		
6	2:02.601	34.692	47.223	40.686	240.5	12:25.580	12	2:04.638	35.359	47.375	41.904	237.4	24:40.448		
7	2:02.403	35.131	46.926	40.346	242.2	14:27.983	13	2:05.132	35.763	47.832	41.537	233.8	26:45.580		
8	2:02.778	35.454	46.966	40.358	236.8	16:30.761	14	2:10.465	36.761	48.533	45.171	233.3	28:56.045		
9	2:02.511	34.977	47.094	40.440	240.0	18:33.272									
10	2:02.668	34.980	47.259	40.429	240.0	20:35.940									
11	2:03.666	35.046	47.258	41.362	238.4	22:39.606									
12	2:03.737	35.293	47.531	40.913	238.4	24:43.343									
13	2:04.003	35.341	47.460	41.202	239.5	26:47.346									
14	2:05.536	35.642	48.596	41.298	236.8	28:52.882									
13	Amalia VINYES						ESP	17	Mladen LALUSIC						SRB
	BAPORO MOTORSPORT								LEIN RACING						
1	2:11.389	42.460	47.106	41.823	207.7	2:11.389	1	2:14.178	45.708	47.766	40.704	218.6	2:14.178		
2	2:40.239 B	36.682	1:13.836	49.721	240.0	4:51.628	2	2:00.868	35.171	46.146	39.551	237.9	4:15.046		
14	Jeremie LESOUDIER						FRA	3	2:00.400	34.170	46.187	40.043	240.0	6:15.446	
	JEREMIE LESOUDIER							4	2:02.393	34.850	46.725	40.818	238.4	8:17.839	
1	2:18.875	47.024	47.247	44.604	220.4	2:18.875	5	2:02.393	35.692	48.534	38.167	235.8	10:20.232		
2	2:02.724	35.057	46.785	40.882	237.9	4:21.599	6	2:04.301	35.532	48.527	40.242	236.3	12:24.533		
3	1:59.008	34.495	45.655	38.858	238.4	6:20.607	7	2:04.972	37.473	47.008	40.491	238.4	14:29.505		
4	1:59.636	34.298	45.946	39.392	238.4	8:20.243	8	2:03.333	35.379	47.431	40.523	237.4	16:32.838		
5	2:01.722	34.274	46.791	40.657	240.5	10:21.965	9	2:04.189	35.464	47.564	41.161	234.8	18:37.027		
6	2:04.053	35.291	47.780	40.982	244.9	12:26.018	10	2:05.264	35.473	48.262	41.529	233.8	20:42.291		
7	2:02.484	35.395	46.704	40.385	243.8	14:28.502	11	2:06.734	35.565	48.487	42.682	232.8	22:49.025		
8	2:01.634	34.542	46.753	40.339	241.6	16:30.136	12	2:14.906	36.938	51.206	46.762	229.3	25:03.931		
9	2:01.882	34.776	46.893	40.213	239.5	18:32.018	13	2:19.651	40.471	53.629	45.551	204.5	27:23.582		
10	2:02.672	34.904	47.010	40.758	238.9	20:34.690	14	2:22.425	40.053	53.070	49.302	225.9	29:46.007		
11	2:02.893	35.094	46.935	40.864	238.4	22:37.583									
12	2:04.075	35.049	47.490	41.536	238.9	24:41.658									
13	2:05.423	35.664	47.750	42.009	238.9	26:47.081									
14	2:07.701	35.612	48.523	43.566	237.9	28:54.782									
18	Jimmy ANTUNES						FRA	19	Attila TASSI						HUN
	MONLAU COMPETICIÓN								B3 HUNGARY KFT						
1	2:05.288	41.094	45.751	38.443	196.0	2:05.288	1	2:10.778	41.806	46.674	42.298	207.3	2:10.778		
2	1:58.134	34.380	45.384	38.370	240.5	4:03.422	2	3:09.622 B	46.675	1:14.424	1:08.523	235.8	5:20.400		
3	1:58.568	34.158	45.789	38.621	239.5	6:01.990									
4	1:58.876	34.161	45.811	38.904	240.5	8:00.866									
5	1:59.337	34.630	45.751	38.956	237.4	10:00.203									
6	1:59.876	34.754	46.112	39.010	237.9	12:00.079									
7	1:59.817	34.384	46.134	39.299	240.0	13:59.896									
8	1:59.995	34.370	46.267	39.358	238.9	15:59.891									
9	2:00.574	34.543	46.420	39.611	238.9	18:00.465									
10	2:01.129	34.712	46.591	39.826	238.9	20:01.594									
11	2:01.868	34.921	46.639	40.308	235.8	22:03.462									
12	2:02.646	35.169	47.045	40.432	240.0	24:06.108									
13	2:03.092	35.411	47.522	40.159	237.9	26:09.200									
14	2:04.503	35.245	47.353	41.905	237.4	28:13.703									



SEAT LEON EURO CUP

Circuit de Barcelona - Catalunya

Race 2

Analysis

■ Personal Best
 ■ Session Best
 ■ Crossing the finish line in pit lane

Lap	Time	Sector 1	Sector 2	Sector 3	T. Spd	Elapsed	Lap	Time	Sector 1	Sector 2	Sector 3	T. Spd	Elapsed
20 Lourenço BEIRÃO DA VEIGA PRT													
LOURENÇO BEIRÃO DA VEIGA													
1	2:12.809	45.264	47.492	40.053	214.3	2:12.809	3	1:59.485	34.661	45.729	39.095	237.9	6:11.057
2	2:01.897	35.815	46.437	39.645	243.2	4:14.706	4	2:00.197	34.208	46.958	39.031	240.0	8:11.254
3	2:00.033	34.233	46.172	39.628	241.1	6:14.739	5	1:59.528	34.392	46.030	39.106	237.4	10:10.782
4	2:03.150	35.772	47.109	40.269	241.1	8:17.889	6	2:00.119	34.388	46.122	39.609	238.9	12:10.901
5	2:01.260	35.230	46.444	39.586	232.8	10:19.149	7	2:00.387	34.721	46.386	39.280	240.5	14:11.288
6	2:01.295	34.681	46.676	39.938	237.9	12:20.444	8	2:00.202	34.416	46.258	39.528	239.5	16:11.490
7	2:02.502	34.645	46.889	40.968	237.9	14:22.946	9	2:01.479	34.852	46.716	39.911	239.5	18:12.969
8	2:02.331	35.130	47.136	40.065	239.5	16:25.277	10	2:01.049	34.718	46.622	39.709	236.8	20:14.018
9	2:02.450	35.120	47.078	40.252	238.9	18:27.727	11	2:01.108	34.977	46.436	39.695	235.3	22:15.126
10	2:02.964	35.217	47.222	40.525	237.9	20:30.691	12	2:02.009	34.914	47.029	40.066	236.3	24:17.135
11	2:03.372	35.132	47.409	40.831	237.9	22:34.063	13	2:02.391	34.955	47.230	40.206	235.8	26:19.526
12	2:03.788	35.544	47.513	40.731	238.4	24:37.851	14	2:02.644	34.984	47.345	40.315	235.3	28:22.170
13	2:04.226	35.682	47.583	40.961	234.3	26:42.077							
14	2:05.167	35.867	47.914	41.386	233.8	28:47.244							
21 Marie BAUS-COPPENS FRA													
MARIE BAUS-COPPENS													
1	2:13.714	45.870	47.154	40.690	213.0	2:13.714							
2	2:08.257	38.699	48.011	41.547	238.9	4:21.971							
3	1:59.278	34.524	45.959	38.795	237.9	6:21.249							
4	1:59.814	34.365	46.114	39.335	241.1	8:21.063							
5	2:01.066	34.354	46.904	39.808	241.6	10:22.129							
6	2:02.708	35.034	47.887	39.787	243.2	12:24.837							
7	2:01.938	35.596	46.729	39.613	242.7	14:26.775							
8	2:01.426	34.673	46.820	39.933	237.9	16:28.201							
9	2:01.546	34.701	46.680	40.165	240.0	18:29.747							
10	2:01.728	34.907	46.730	40.091	243.8	20:31.475							
11	2:07.865	34.839	47.456	45.570	238.9	22:39.340							
12	2:03.607	35.992	47.088	40.527	236.8	24:42.947							
13	2:03.008	35.274	46.955	40.779	237.9	26:45.955							
14	2:04.002	35.944	47.527	40.531	233.8	28:49.957							
22 Alexander MORGAN UK													
BAPORO MOTORSPORT													
1	2:08.611	41.798	46.903	39.910	202.2	2:08.611							
2	1:58.711	34.285	45.676	38.750	241.6	4:07.322							
3	1:59.558	34.127	46.317	39.114	241.6	6:06.880							
4	1:58.945	34.293	45.646	39.006	238.9	8:05.825							
5	1:59.731	34.557	46.049	39.125	240.0	10:05.556							
6	2:00.185	34.509	46.212	39.464	238.4	12:05.741							
7	2:00.258	34.615	46.140	39.503	239.5	14:05.999							
8	2:00.766	34.730	46.318	39.718	238.4	16:06.765							
9	2:00.732	34.770	46.239	39.723	237.9	18:07.497							
10	2:01.838	34.735	47.216	39.887	240.5	20:09.335							
11	2:01.598	34.981	46.720	39.897	239.5	22:10.933							
12	2:02.695	35.039	46.980	40.676	239.5	24:13.628							
13	2:02.876	35.427	47.143	40.306	237.4	26:16.504							
14	2:02.267	35.124	46.767	40.376	237.4	28:18.771							
23 Stefano ZANINI MCO													
STEFANO ZANINI													
1	2:11.692	42.948	47.887	40.857	204.9	2:11.692							
2	1:59.880	34.798	46.120	38.962	239.5	4:11.572							
24 Niels LANGEVELD NDL													
TARGET, SRL													
1	2:06.720	41.613	46.511	38.596	195.7	2:06.720							
2	1:59.265	34.200	46.142	38.923	243.8	4:05.985							
3	1:58.412	34.047	45.595	38.770	242.2	6:04.397							
4	1:59.354	34.405	45.875	39.074	243.2	8:03.751							
5	1:59.407	34.274	46.205	38.928	241.6	10:03.158							
6	1:59.493	34.483	45.901	39.109	237.9	12:02.651							
7	1:59.399	34.230	45.996	39.173	238.4	14:02.050							
8	1:59.734	34.420	46.073	39.241	238.9	16:01.784							
9	2:00.283	34.596	46.165	39.522	241.1	18:02.067							
10	2:00.685	34.482	46.637	39.566	238.9	20:02.752							
11	2:00.872	34.719	46.286	39.867	238.4	22:03.624							
12	2:02.666	35.329	47.191	40.146	238.9	24:06.290							
13	2:04.098	35.368	48.303	40.427	237.4	26:10.388							
14	2:21.110	35.062	1:04.576	41.472	236.8	28:31.498							
25 Munkong SATHIENTHIRAKUL THA													
MONLAU COMPETICIÓN													
1	2:14.917	46.990	47.070	40.857	220.0	2:14.917							
2	2:01.400	36.235	46.165	39.000	245.5	4:16.317							
3	1:59.862	34.151	46.058	39.653	244.3	6:16.179							
4	2:01.414	34.437	46.760	40.217	243.2	8:17.593							
5	1:59.719	34.641	45.939	39.139	238.4	10:17.312							
6	1:59.805	34.362	46.255	39.188	240.0	12:17.117							
7	2:00.334	34.453	46.428	39.453	239.5	14:17.451							
8	2:00.570	34.599	46.347	39.624	238.9	16:18.021							
9	2:01.082	34.684	46.558	39.840	239.5	18:19.103							
10	2:02.306	34.939	47.169	40.198	241.1	20:21.409							
11	2:03.902	35.788	47.187	40.927	240.0	22:25.311							
12	2:03.673	35.329	47.827	40.517	236.8	24:28.984							
13	2:04.163	35.536	48.000	40.627	235.8	26:33.147							
14	2:05.200	35.341	48.336	41.523	234.8	28:38.347							
33 Jordi ORIOLA ESP													
TARGET, SRL													
1	2:06.427	41.340	46.492	38.595	194.2	2:06.427							
2	1:58.948	34.460	45.573	38.915	238.9	4:05.375							
3	1:58.708	34.123	45.655	38.930	241.1	6:04.083							
4	1:59.223	34.411	45.875	38.937	240.0	8:03.306							
5	2:20.761 B	34.421	55.485	50.855	238.4	10:24.067							



SEAT LEON EURO CUP

Circuit de Barcelona - Catalunya

Race 2

Analysis

■ Personal Best
 ■ Session Best
 ■ Crossing the finish line in pit lane

Lap	Time	Sector 1	Sector 2	Sector 3	T. Spd	Elapsed	Lap	Time	Sector 1	Sector 2	Sector 3	T. Spd	Elapsed
34 Stian PAULSEN NOR STIAN PAULSEN RACING							4	2:00.570	34.615	45.762	40.193	238.4	8:18.997
1	2:10.708	42.752	47.466	40.490	202.2	2:10.708	5	2:02.734	35.258	46.763	40.713	242.2	10:21.731
2	1:59.078	34.450	45.843	38.785	238.4	4:09.786	6	2:01.259	34.790	46.619	39.850	240.0	12:22.990
3	1:58.785	33.701	46.098	38.986	237.9	6:08.571	7	2:01.490	35.549	46.275	39.666	240.5	14:24.480
4	1:59.535	34.105	45.982	39.448	237.9	8:08.106	8	2:01.339	34.879	46.554	39.906	241.6	16:25.819
5	1:59.754	34.316	46.152	39.286	237.9	10:07.860	9	2:02.444	35.027	47.059	40.358	240.5	18:28.263
6	2:00.422	34.357	46.596	39.469	237.4	12:08.282	10	2:02.940	35.106	47.360	40.474	241.1	20:31.203
7	1:59.616	33.624	46.460	39.532	237.9	14:07.898	11	2:09.841	34.873	47.657	47.311	241.1	22:41.044
8	2:00.072	34.427	46.249	39.396	237.4	16:07.970	12	2:38.424 B	47.945	53.464	57.015	151.0	25:19.468
9	2:00.034	34.441	46.223	39.370	238.4	18:08.004							
10	2:00.177	34.381	46.378	39.418	241.1	20:08.181	77 Jean-laurent NAVARRO FRA JEAN-LAURENT NAVARRO						
11	2:00.534	34.574	46.350	39.610	238.4	22:08.715	1	2:14.326	46.616	47.111	40.599	216.4	2:14.326
12	2:00.579	34.543	46.445	39.591	239.5	24:09.294							
13	2:01.432	34.793	46.989	39.650	235.8	26:10.726	87 Edina BÚS HUN B3 HUNGARY KFT						
							1	2:12.558	44.060	47.659	40.839	217.3	2:12.558
							2	1:59.599	35.281	45.478	38.840	243.2	4:12.157
							3	1:59.652	34.658	45.859	39.135	237.4	6:11.809
							4	2:01.700	35.353	47.150	39.197	239.5	8:13.509
							5	2:00.014	34.622	46.116	39.276	238.4	10:13.523
							6	2:00.571	34.665	46.412	39.494	237.4	12:14.094
							7	2:00.813	34.818	46.430	39.565	237.4	14:14.907
							8	2:01.418	35.024	46.634	39.760	235.8	16:16.325
							9	2:02.078	35.096	47.026	39.956	235.3	18:18.403
							10	2:02.623	35.260	46.971	40.392	235.3	20:21.026
							11	2:04.911	35.672	47.544	41.695	233.8	22:25.937
							12	2:04.693	35.765	47.803	41.125	235.8	24:30.630
							13	2:06.590	35.978	48.255	42.357	234.8	26:37.220
							99 Alberto BASSI ITA SEAT SPORT						
							1	2:11.012	42.223	46.883	41.906	207.7	2:11.012
							2	2:04.542	38.817	45.954	39.771	236.8	4:15.554
							3	1:59.357	34.289	45.637	39.431	243.2	6:14.911
							4	2:00.497	34.780	46.436	39.281	241.1	8:15.408
							5	2:01.013	34.801	46.238	39.974	234.3	10:16.421
							6	2:01.721	34.801	46.439	40.481	233.3	12:18.142
							7	2:01.479	34.767	46.811	39.901	237.4	14:19.621
							8	2:02.917	35.377	47.177	40.363	234.3	16:22.538
							9	2:02.698	35.345	47.098	40.255	233.3	18:25.236
							10	2:04.182	35.227	47.563	41.392	233.8	20:29.418
							11	2:04.478	35.367	47.813	41.298	236.8	22:33.896
							12	2:07.208	35.730	48.545	42.933	236.3	24:41.104
							13	2:08.854	36.895	49.999	41.960	236.3	26:49.958
							14	2:09.515	36.442	49.619	43.454	233.3	28:59.473
44 Laia SANZ ESP SEAT SPORT													
1	2:13.501	43.693	48.972	40.836	203.4	2:13.501							
2	2:02.551	37.163	45.912	39.476	243.8	4:16.052							
3	1:59.780	34.144	45.938	39.698	242.7	6:15.832							
4	2:02.732	35.706	46.600	40.426	244.3	8:18.564							
5	2:01.260	35.341	46.561	39.358	240.5	10:19.824							
6	2:00.971	34.478	46.585	39.908	239.5	12:20.795							
7	2:01.570	34.832	46.604	40.134	242.2	14:22.365							
8	2:02.387	34.832	46.912	40.643	235.8	16:24.752							
9	2:01.588	35.060	46.619	39.909	236.3	18:26.340							
10	2:02.338	34.811	47.191	40.336	238.4	20:28.678							
11	2:01.852	35.018	46.723	40.111	234.8	22:30.530							
12	2:02.057	34.922	47.063	40.072	236.3	24:32.587							
13	2:02.649	35.237	47.014	40.398	237.4	26:35.236							
14	2:03.398	35.229	47.232	40.937	235.8	28:38.634							
61 Mario DABLANDER AUT SEAT AUSTRIA													
1	2:10.565	42.639	47.245	40.681	210.9	2:10.565							
2	1:59.951	35.273	45.837	38.841	225.9	4:10.516							
3	1:59.345	34.477	45.939	38.929	237.9	6:09.861							
4	1:59.451	34.565	45.903	38.983	234.8	8:09.312							
5	1:59.962	34.610	46.261	39.091	235.3	10:09.274							
6	2:00.625	34.732	46.451	39.442	233.3	12:09.899							
7	2:00.079	33.862	46.723	39.494	234.8	14:09.978							
8	2:00.745	34.396	46.862	39.487	233.3	16:10.723							
9	2:02.619	35.227	46.929	40.463	232.8	18:13.342							
10	2:02.058	35.251	46.936	39.871	235.3	20:15.400							
11	2:02.881	35.744	47.088	40.049	234.8	22:18.281							
12	2:02.780	35.341	47.293	40.146	235.8	24:21.061							
13	2:03.804	35.433	47.779	40.592	233.8	26:24.865							
14	2:06.039	35.889	48.814	41.336	232.3	28:30.904							
67 Marco PELLEGRINI ITA MARCO PELLEGRINI													
1	2:16.642	43.710	47.650	45.282	213.9	2:16.642							
2	2:02.471	35.920	47.247	39.304	238.4	4:19.113							
3	1:59.314	34.182	45.949	39.183	237.4	6:18.427							



SEAT LEON EURO CUP 2015
OVERALL STANDINGS



CLASIF	NUMBER	DRIVER	PAUL RICARD 26/04/2015			ESTORIL 10/05/2015			SILVERSTONE 07/06/2015			RED BULL RING 05/07/2015			NÜRBURGRING 20/09/2015			MONZA 04/10/2015			BARCELONA 01/11/2015			TOTAL
			QUALIF	RACE 1	RACE 2	QUALIF	RACE 1	RACE 2	QUALIF	RACE 1	RACE 2	QUALIF	RACE 1	RACE 2	QUALIF	RACE 1	RACE 2	QUALIF	RACE 1	RACE 2	QUALIF	RACE 1	RACE 2	
1	1	Pol Rosell		6	8	2	10	6	2	8	0		4	10		2	DNF		4	10	2	10	4	88
2	34	Stian Paulsen		8	3		8	4	3	10	4		6	4	3	10	0		3	6		5	0	77
3	6	Mikel Azcona	3	10	5	1	5	0	1	6	3	2	3	DNF	2	6	3		0	5	3	8	DNF	66
4	3	Julien Briché	2	DNF	6		4	8		2	5		0	5		DNF	0	3	8	0		DNF	2	45
5	22	Alexander Morgan		4	1		DNF	3		5	8		0	3		0	10		1	1		4	3	43
6	33	Jordi Oriola Vila	1	2	2		1	0		3	6		0	0		3	6		5	8		0	DNF	37
7	61	Mario Dablander		0	4		3	5		0	0		1	8		4	8	2	DNF	0		DNF	0	35
8	28	Fran Rueda		5	10		2	10		0	DNF		0	2		DNF	5		0	DNF		DNF	DNF	34
9	9	Lucile Cypriano (LT)		1	DNF	3	6	0		0	1		0	DNF		0	0		6	2		0	10	29
10	8	Shane Anthony Williams		DNF	DNF		DNF	DNF		DNF	DNF	1	8	6		5	4		DNF	DNF		DNF	0	24
11	10	Mauricio Hernandez		3	DNF		DNF	DNF		DNF	0		2	DNF	1	8	2		0	DNF		DNF	1	17
12	5	Thibaut Mourgues		DNF	DNF		DNF	DNF		0	2		0	0		1	0	1	10	0		1	DNF	15
13	2	Manuel Gao		0	0		DNF	DNF		4	DNF		0	0		0	0		2	0		0	8	14
14	50	Loris Hezemans		DNF	DNF		DNF	DNF		DNF	DNF	3	10	0		DNF	DNF		DNF	DNF		DNF	DNF	13
15	4	David Cebrían		DNF	DNF		0	1		DNF	DNF		DNF	DNF		DNF	DNF		0	3		3	5	12
16	8	Jonathan Cocker		DNF	DNF		DNF	DNF		1	10		DNF	DNF		DNF	DNF		DNF	DNF		DNF	DNF	11
17	24	Niels Langeveld		DNF	DNF		DNF	DNF		DNF	DNF		DNF	DNF		DNF	DNF		DNF	DNF	1	6	0	7
18	18	Jimmy Antunes		DNF	DNF		DNF	DNF		DNF	DNF		DNF	DNF		DNF	DNF		DNF	DNF		DNF	6	6
19	15	Norbert Kiss		DNF	DNF		DNF	DNF		DNF	DNF		5	DNF		DNF	DNF		DNF	DNF		DNF	DNF	5
20	11	Jürgen Schmarl		0	0		0	0		0	0		0	1		0	0		0	4		DNF	DNF	5
21	24	Andrina Gugger (LT)		0	0		0	2		0	0		0	0		0	0		DNF	DNF		DNF	DNF	2
22	23	Stefano Zanini		0	0		0	0		0	0		0	DNF		0	0		DNF	DNF		2	EX	2
23	20	Lourenço Beirao		DNF	DNF		0	DNF		0	0		0	0		0	1		DNF	0		DNF	0	1
24	21	Marie Baus - Coppens (LT)		0	0		0	DNF		0	0		0	DNF		0	0		DNF	DNF		0	0	0
25	87	Edina Bus (LT)		DNF	0		DNF	DNF		0	0		0	0		0	0		0	0		DNF	0	0
26	77	Jean-Laurent Navarro		0	0		0	DNF		0	0		DNF	DNF		0	0		DNF	0		DNF	DNF	0
27	13	Amalia Vinyes (LT)		0	0		0	0		DNF	DNF		DNF	DNF		DNF	DNF		DNF	DNF		DNF	DNF	0
28	73	Clement Mateu		0	0		0	0		0	0		DNF	DNF		DNF	DNF		0	0		DNF	DNF	0
29	46	Zsolt Dávid Szabó		0	DNF		0	0		0	0		0	DNF		DNF	DNF		DNF	DNF		DNF	DNF	0
30	12	Dejan Bulatovic		0	0		DNF	DNF		0	0		0	DNF		DNF	DNF		DNF	DNF		0	0	0
31	67	Marco Pellegrini		DNF	0		DNF	0		DNF	0		0	0		DNF	0		0	0		0	DNF	0
32	88	Finlay Crocker		DNF	DNF		DNF	DNF		0	0		0	0		0	0		0	0		DNF	DNF	0
33	19	Atila Tassi		DNF	DNF		DNF	DNF		DNF	DNF		DNF	DNF		0	0		0	0		0	DNF	0
34	4	Jaume Font		0	DNF		DNF	DNF		DNF	DNF		0	0		0	0		DNF	DNF		DNF	DNF	0
35	7	Michel Zemp		DNF	0		0	DNF		0	0		DNF	DNF		DNF	DNF		DNF	DNF		DNF	DNF	0
36	17	Mladem Lalusic		DNF	0		0	DNF		0	0		DNF	0		DNF	DNF		DNF	DNF		0	0	0
37	37	Dominik Fekete		0	DNF		0	0		0	0		0	0		DNF	DNF		DNF	DNF		DNF	DNF	0
38	16	Pierre Etienne Chaumat		DNF	DNF		DNF	DNF		DNF	DNF		0	0		0	0		DNF	DNF		DNF	DNF	0
40	45	Guillaume Mondron		DNF	0		DNF	DNF		DNF	DNF		DNF	DNF		0	0		DNF	DNF		DNF	DNF	0
41	25	Munkong Sathienthirakul		DNF	DNF		DNF	DNF		DNF	DNF		DNF	DNF		DNF	DNF		DNF	DNF		0	0	0
42	26	Antonio D'Amico		DNF	DNF		DNF	DNF		DNF	DNF		DNF	DNF		DNF	DNF		DNF	DNF		DNF	DNF	0
43	14	Jeremie Lesoudier		DNF	DNF		DNF	DNF		DNF	DNF		DNF	DNF		DNF	DNF		DNF	DNF		DNF	0	0
44	16	Harriet Arruabarrena		DNF	DNF		DNF	DNF		DNF	DNF		DNF	DNF		DNF	DNF		DNF	DNF		DNF	0	0
45	76	Julien Rodrigues		DNF	DNF		0	DNF		DNF	DNF		DNF	DNF		DNF	DNF		DNF	DNF		DNF	DNF	0
46	38	Gael Castelli		DNF	DNF		DNF	DNF		DNF	DNF		DNF	DNF		DNF	DNF		DNF	DNF		DNF	DNF	0

LT LADIES TROPHY
DNF DID NOT FINISHED
DNS DID NOT STARTED
EX EXCLUDED

