

ADAC Formel 4

Result List Race 2

Provisional



Red Bull Ring, Length: 4326 m

Air temperature: 29.4°C

Track temperature: 46.7°C

Weather condition: Dry

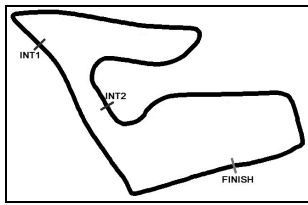


Reg. Nr.: CR 11/2015

Sunday 7.6.2015 12:00

started : 36 classified : 33 not classified : 3

#	Competitor	Sponsor	Laps	Total Time	Gap	Kph	Lap	Time	Kph
CI	Drivers	Car							
1	7 Motopark J.Eriksson(SWE)	ADAC Formel 4 powered by Abarth	15	26:30.306		146,9	8	1:33.531	166,5
2	2 Neuhauser Racing T.Zimmermann(DEU)	ADAC Formel 4 powered by Abarth	15	26:31.171	0.865	146,8	9	1:33.504	166,6
3	27 HTP Juniorteam M.Dienst(DEU)	ADAC Formel 4 powered by Abarth	15	26:32.533	2.227	146,7	9	1:33.658	166,3
4	19 SMG Swiss Motorsport Group M.Drudi(ITA)	ADAC Formel 4 powered by Abarth	15	26:35.444	5.138	146,4	9	1:33.878	165,9
5	10 Motopark M.Waldherr(DEU)	ADAC Formel 4 powered by Abarth	15	26:36.413	6.107	146,3	8	1:33.522	166,5
6	28 HTP Juniorteam J.Esmeijer(NLD)	ADAC Formel 4 powered by Abarth	15	26:38.406	8.100	146,1	9	1:33.922	165,8
7	32 Prema Powerteam SRL R G.Zhou(CHN)	ADAC Formel 4 powered by Abarth	15	26:38.821	8.515	146,1	9	1:33.624	166,3
8	1 Neuhauser Racing K.Schramm(DEU)	ADAC Formel 4 powered by Abarth	15	26:39.082	8.776	146,1	9	1:33.461	166,6
9	9 Motopark R J.Cecotto(VEN)	ADAC Formel 4 powered by Abarth	15	26:39.315	9.009	146,1	6	1:33.631	166,3
10	25 Van Amersfoort Racing R M.Schumacher(DEU)	ADAC Formel 4 powered by Abarth	15	26:39.587	9.281	146,0	7	1:34.312	165,1
11	12 ADAC Berlin-Brandenburg e.V. R T.Preining(AUT)	ADAC Formel 4 powered by Abarth	15	26:39.724	9.418	146,0	9	1:33.699	166,2
12	66 Lechner Racing M.Lenerz(DEU)	ADAC Formel 4 powered by Abarth	15	26:40.045	9.739	146,0	9	1:33.709	166,2
13	8 Motopark R J.Fittje(DEU)	ADAC Formel 4 powered by Abarth	15	26:40.309	10.003	146,0	8	1:33.974	165,7
14	6 ADAC Berlin-Brandenburg e.V. R M.Ortmann(DEU)	ADAC Formel 4 powered by Abarth	15	26:40.688	10.382	145,9	9	1:33.619	166,4
15	44 RS Competition R G.Rupp(DEU)	ADAC Formel 4 powered by Abarth	15	26:41.090	10.784	145,9	9	1:34.090	165,5
16	22 Lechner Racing F.Janits(AUT)	ADAC Formel 4 powered by Abarth	15	26:41.364	11.058	145,9	8	1:33.807	166,0
17	17 Jenzer Motorsport R A.Hoti(DEU)	ADAC Formel 4 powered by Abarth	15	26:42.560	12.254	145,8	6	1:34.381	165,0
18	31 Team Scheider R Y.Shlom(RUS)	ADAC Formel 4 powered by Abarth	15	26:42.945	12.639	145,7	8	1:34.022	165,6
19	14 Jenzer Motorsport GmbH M.Müller-Crepon(DEU)	ADAC Formel 4 powered by Abarth	15	26:43.511	13.205	145,7	7	1:34.614	164,6
20	13 Team piroports C.Piro(DEU)	ADAC Formel 4 powered by Abarth	15	26:44.838	14.532	145,6	6	1:34.272	165,2
21	29 Race Performance L.Mauron(CHE)	ADAC Formel 4 powered by Abarth	15	26:45.270	14.964	145,5	8	1:33.659	166,3
22	20 SMG Swiss Motorsport Group N.Rogivue(CHE)	ADAC Formel 4 powered by Abarth	15	26:46.090	15.784	145,4	9	1:34.069	165,6
23	46 Team Scheider M.Auricchio(BRA)	ADAC Formel 4 powered by Abarth	15	26:46.447	16.141	145,4	14	1:34.316	165,1
24	23 Race Performance A.Valente(CHE)	ADAC Formel 4 powered by Abarth	15	26:46.700	16.394	145,4	6	1:34.647	164,5
25	38 Liqui Moly Team Engstler R L.Engstler(DEU)	ADAC Formel 4 powered by Abarth	15	26:47.650	17.344	145,3	15	1:35.172	163,6



ADAC Formel 4

Result List Race 2

Provisional



DMSB Deutscher Motor Sport Bund e.V. Reg. Nr.: CR 11/2015

Sunday 7.6.2015 12:00

Red Bull Ring, Length: 4326 m

Air temperature: 29.4°C

Track temperature: 46.7°C

Weather condition: Dry

started : 36 classified : 33 not classified : 3

#	Competitor	Sponsor	Laps	Total Time	Gap	Kph	Lap	Time	Kph
CI	Drivers	Car							
26	24 Robin Brezina R R.Brezina(DEU)	ADAC Formel 4 powered by Abarth	15	26:47.949	17.643	145,3	14	1:34.513	164,8
27	18 SMG Swiss Motorsport Group G.Maggi(CHE)	ADAC Formel 4 powered by Abarth	15	26:49.768	19.462	145,1	15	1:34.581	164,7
28	3 ADAC Berlin-Brandenburg e.V. R B.Mazatis(DEU)	ADAC Formel 4 powered by Abarth	15	26:51.949	21.643	144,9	15	1:35.289	163,4
29	34 Team piroports R T.Wolf(DEU)	ADAC Formel 4 powered by Abarth	15	26:52.144	21.838	144,9	14	1:34.515	164,8
30	15 Jenzer Motorsport D.Kolkmann(DEU)	ADAC Formel 4 powered by Abarth	15	26:52.686	22.380	144,9	8	1:35.082	163,8
31	21 Liqui Moly Team Engstler R M.Halder(DEU)	ADAC Formel 4 powered by Abarth	15	26:56.625	26.319	144,5	15	1:36.274	161,8
32	4 ADAC Berlin-Brandenburg e.V. R.Shwartzman(RUS)	ADAC Formel 4 powered by Abarth	14	26:59.454	1 LAP	134,6	13	1:33.231	167,0
33	16 Jenzer Motorsport M.Böckmann(DEU)	ADAC Formel 4 powered by Abarth	13	23:57.168	2LAPS	140,9	9	1:33.669	166,3
not classified									
99	Prema Powerteam SRL R.Aron(EST)	ADAC Formel 4 powered by Abarth	12	22:10.190	3LAPS	140,5	5	1:33.728	166,2
36	Van Amersfoort Racing J.Mawson(AUS)	ADAC Formel 4 powered by Abarth	8	13:57.719	7LAPS	148,7	8	1:33.273	167,0
77	Job van Uiter R J.Van Uiter(NLD)	ADAC Formel 4 powered by Abarth							

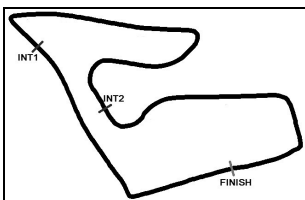
Fastest lap of the race. Car 4 driver Shwartzman on lap 13. Time 1:33.231, average speed 167,0 km/h.

Subject to final scrutineering!

Publications Time:

Clerk of the course:

Time Keeping:



Red Bull Ring, Length: 4326 m

ADAC Formel 4

Lap chart Race 2

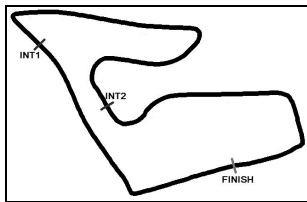
Provisional



Sunday 7.6.2015 12:00

POS	1	2	3	4	5	6	7	8	9	10	11	12	13	14	15	16	17	18	19	20	21	22	23	24	25	26	27	28	29	30	31	32	33	34	35	36	37	38
LAP 1	2	7	99	27	10	28	19	16	4	1	12	9	25	32	6	44	66	8	31	22	24	13	17	14	23	38	3	18	46	20	29	15	34	21	36			
LAP 2	2	7	99	27	10	28	19	16	1	12	9	25	32	4	6	44	66	8	31	22	24	13	17	14	23	38	3	46	20	29	15	34	36	21	18			
LAP 3	7	2	99	27	10	28	19	16	1	12	32	25	9	6	44	66	8	31	22	13	24	17	14	23	38	3	20	29	36	46	15	34	18	21	.4			
LAP 4	7	2	99	10	27	19	28	1	16	32	12	9	6	25	44	66	8	31	22	13	17	14	24	38	23	20	36	29	3	46	34	15	18	21	4'			
LAP 5	7	2	99	10	27	19	28	1	16	32	9	12	6	25	66	8	44	31	22	13	17	14	23	36	38	20	24	29	46	3	15	18	21	34	4'			
LAP 6	7	2	99	10	27	19	28	1	16	32	9	12	6	66	25	8	44	31	22	13	17	14	23	36	20	38	29	46	24	15	3	18	21	34	4'			
LAP 7	7	2	10	27	19	28	16	.99	1	32	9	12	6	66	25	8	44	31	22	13	17	14	36	23	20	29	38	24	46	15	18	3	21	34	4'			
LAP 8	7	2	10	27	19	28	1	16	32	9	6	12	66	25	8	44	31	22	13	17	14	36	20	23	29	38	24	46	15	99	18	3	21	34	4'			
LAP 9	7	2	10	27	19	28	1	16	32	9	6	12	66	25	8	44	31	22	17	14	13	20	29	23	38	46	24	99	18	15	3	21	34	4'				
LAP 10	7	2	10	27	19	28	1	16	32	9	6	12	66	25	8	44	31	22	17	14	13	20	29	23	38	46	99	24	15	18	3	21	34	4'				
LAP 11	7	2	10	27	19	28	1	16	32	9	6	12	66	25	8	44	31	22	17	14	13	20	29	23	38	46	99	24	15	18	3	21	34	4'				
LAP 12	7	2	10	27	19	28	1	16	32	9	6	12	66	25	8	44	31	22	17	14	13	20	29	23	38	46	24	15	18	3	21	34	.99	4'				
LAP 13	7	2	27	10	19	1	9	28	32	12	66	6	25	8	44	31	22	17	14	13	20	29	23	46	38	24	18	3	15	21	34	.16	4'					
LAP 14	7	2	27	19	10	1	9	28	32	12	25	66	8	6	44	22	17	31	14	13	20	29	46	23	38	24	18	3	15	34	21	4'						
LAP 15	7	2	27	19	10	28	32	1	9	25	12	66	8	6	44	22	17	31	14	13	29	20	46	23	38	24	18	3	34	15	21	.4						

. - PIT STOP ' - LAP BEHIND



ADAC Formel 4

Lap Analysis Race 2

Provisional



Red Bull Ring, Length: 4326 m

Air temperature: 29.4°C

Track temperature: 46.7°C

Weather condition: Dry



Reg. Nr.: CR 11/2015

Sunday 7.6.2015 12:00

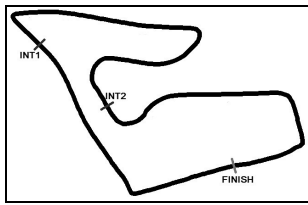
Lap	Time	SE1	SP1	SE2	SP2	SE3	SP3	Lap	Time	SE1	SP1	SE2	SP2	SE3	SP3
1 Kim Luis Schramm, DEU ,								theoretical besttime: 1:33.283							
1	1:47.029	30.794	207	43.364	155	32.871	124	10	1:36.799	24.206	212	41.906	160	30.687	163
2	2:33.557	38.294	74	1:08.698	108	46.565	187	11	2:31.688	32.386	105	1:14.115	104	45.187	148
3	1:34.330	24.532	211	41.686	160	28.112	193	12	2:20.965	32.814	126	1:00.051	75	48.100	193
4	1:35.500	24.579	210	42.030	161	28.891	193	13	1:35.248	24.238	215	42.040	160	28.970	189
5	1:34.157	24.340	213	41.569	164	28.248	193	14	1:35.671	24.691	210	41.801	165	29.179	190
6	1:34.218	24.100	215	41.725	163	28.393	194	15	1:36.776	25.086	208	43.012	164	28.678	193
7	1:35.648	25.081	213	42.380	158	28.187	193								
8	1:34.035	24.136	216	41.751	163	28.148	192								
9	1:33.461	24.278	211	41.111	164	28.072	191								

2 Tim Zimmermann, DEU ,								theoretical besttime: 1:33.391							
1	1:40.427	27.685	205	41.829	165	30.913	136	10	1:40.259	24.230	212	42.757	137	33.272	169
2	2:35.980	39.757	81	1:09.013	81	47.210	188	11	2:30.939	32.885	97	1:13.468	99	44.586	147
3	1:36.540	24.899	207	42.767	166	28.874	189	12	2:22.813	33.617	139	1:00.673	66	48.523	190
4	1:34.117	24.357	211	41.489	164	28.271	190	13	1:33.975	24.484	210	41.404	166	28.087	192
5	1:33.811	24.353	211	41.466	166	27.992	192	14	1:33.889	24.189	212	41.559	165	28.141	191
6	1:34.071	24.276	211	41.486	164	28.309	191	15	1:33.664	24.261	211	41.312	164	28.091	192
7	1:33.647	24.264	212	41.315	166	28.068	191								
8	1:33.535	24.280	212	41.287	168	27.968	192								
9	1:33.504	24.147	212	41.276	165	28.081	192								

3 Benjamin Mazatis, DEU ,								theoretical besttime: 1:34.916							
1	2:00.634	35.078	199	44.942	149	40.614	99	10	1:37.749	24.848	196	43.666	159	29.235	193
2	2:26.841	41.006	83	1:04.702	116	41.133	188	11	2:29.053	29.298	88	1:12.415	110	47.340	113
3	1:36.852	25.461	194	42.861	153	28.530	192	12	2:15.082	34.337	116	56.599	118	44.146	192
4	1:37.123	24.589	204	43.048	157	29.486	186	13	1:37.354	25.093	208	42.743	155	29.518	188
5	1:37.210	25.631	210	42.689	161	28.890	193	14	1:35.428	24.721	205	42.148	163	28.559	192
6	1:36.043	24.823	204	42.696	159	28.524	193	15	1:35.289	24.901	201	41.803	160	28.585	190
7	1:36.107	24.647	201	42.548	157	28.912	192								
8	1:35.533	24.839	201	41.994	155	28.700	187								
9	1:35.651	24.887	207	42.026	160	28.738	192								

4 Robert Shwartzman, RUS ,								theoretical besttime: 1:33.179							
1	1:46.504	30.818	208	43.119	152	32.567	127	9	1:34.244	24.183	211	41.166	165	28.895	177
2	2:36.307	38.339	76	1:08.765	99	49.203	144	10	2:22.010	30.162	94	1:07.331	83	44.517	97
3	2:26.071	38.764	140	53.461	102	53.846		11	2:23.147	34.623	106	55.461	109	53.063	145
4	2:48.048	1:33.725	192	44.406	144	29.917	188	12	1:38.368	27.921	196	42.048	162	28.399	192
5	1:35.962	24.598	210	41.998	156	29.366	176	13	1:33.231	24.213	210	41.047	166	27.971	193
6	1:35.247	25.098	211	41.752	158	28.397	193	14	1:33.276	24.197	210	41.130	164	27.949	193
7	1:33.658	24.297	211	41.361	160	28.000	193								
8	1:33.381	24.216	211	41.155	163	28.010	192								

6 Mike David Ortmann, DEU ,								theoretical besttime: 1:33.560							
1	1:51.349	32.767	210	42.769	151	35.813	107	10	1:37.041	24.291	210	42.315	147	30.435	138
2	2:31.718	39.340	99	1:06.933	105	45.445	189	11	2:32.474	32.765	129	1:13.568	105	46.141	108
3	1:35.190	24.677	210	42.017	155	28.496	193	12	2:19.307	34.251	150	57.896	102	47.160	191
4	1:35.945	24.674	202	42.516	157	28.755	192	13	1:35.724	24.405	209	41.925	158	29.394	163
5	1:34.641	24.481	211	41.728	157	28.432	192	14	1:37.459	25.864	209	42.959	153	28.636	193
6	1:34.171	24.157	212	41.565	156	28.449	191	15	1:34.100	24.289	212	41.532	157	28.279	193
7	1:33.769	24.243	212	41.243	158	28.283	192								
8	1:34.181	24.165	212	41.713	159	28.303	193								
9	1:33.619	24.216	210	41.188	160	28.215	192								



ADAC Formel 4

Lap Analysis Race 2

Provisional



Red Bull Ring, Length: 4326 m

Air temperature: 29.4°C

Track temperature: 46.7°C

Weather condition: Dry



Reg. Nr.: CR 11/2015

Sunday 7.6.2015 12:00

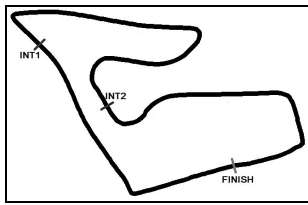
Lap	Time	SE1	SP1	SE2	SP2	SE3	SP3	Lap	Time	SE1	SP1	SE2	SP2	SE3	SP3
7 Joel Eriksson, SWE ,								theoretical besttime: 1:33.471							
1	1:41.025	29.042	210	42.391	169	29.592	142	10	1:40.027	24.230	212	42.304	138	33.493	167
2	2:35.585	39.603	79	1:09.264	89	46.718	192	11	2:30.992	33.071	99	1:13.443	92	44.478	143
3	1:35.233	24.611	212	42.287	167	28.335	191	12	2:22.664	33.850	144	1:00.456	83	48.358	191
4	1:34.450	24.550	211	41.595	164	28.305	192	13	1:33.974	24.380	211	41.429	164	28.165	193
5	1:33.644	24.213	213	41.364	166	28.067	194	14	1:33.675	24.208	211	41.254	163	28.213	193
6	1:34.206	24.285	212	41.551	164	28.370	192	15	1:33.870	24.308	212	41.337	164	28.225	193
7	1:33.726	24.274	213	41.274	166	28.178	193								
8	1:33.531	24.205	213	41.199	165	28.127	192								
9	1:33.704	24.209	212	41.206	164	28.289	191								

8 Jannes Fittje, DEU ,								theoretical besttime: 1:33.677							
1	1:53.432	33.510	210	43.775	160	36.147	93	10	1:37.461	24.375	215	42.681	155	30.405	141
2	2:30.905	40.689	106	1:05.327	123	44.889	190	11	2:31.979	33.053	103	1:12.707	114	46.219	107
3	1:35.383	24.591	217	42.047	162	28.745	191	12	2:18.255	34.642	120	57.173	88	46.440	192
4	1:35.732	24.363	219	42.701	159	28.668	192	13	1:34.631	24.723	212	41.593	163	28.315	192
5	1:35.028	24.514	213	42.041	166	28.473	188	14	1:36.259	25.257	211	42.641	163	28.361	192
6	1:34.752	24.485	213	41.935	165	28.332	192	15	1:34.306	24.474	212	41.619	170	28.213	194
7	1:34.048	24.347	213	41.450	166	28.251	192								
8	1:33.974	24.359	213	41.284	166	28.331	192								
9	1:34.164	24.180	215	41.728	165	28.256	193								

9 Jonathan Cecotto, VEN ,								theoretical besttime: 1:33.547							
1	1:47.958	31.720	208	42.847	154	33.391	121	10	1:37.173	24.135	215	41.938	149	31.100	141
2	2:33.355	38.768	77	1:08.519	108	46.068	191	11	2:32.420	32.310	129	1:14.072	107	46.038	116
3	1:36.561	24.872	211	43.175	155	28.514	194	12	2:19.663	33.091	147	58.737	97	47.835	192
4	1:35.088	24.460	215	42.014	155	28.614	194	13	1:34.368	24.448	215	41.601	165	28.319	191
5	1:34.320	24.453	212	41.649	164	28.218	191	14	1:35.446	24.473	214	42.001	159	28.972	190
6	1:33.631	24.219	212	41.363	163	28.049	191	15	1:36.799	24.823	211	43.236	159	28.740	193
7	1:34.543	24.198	213	41.624	157	28.721	192								
8	1:34.100	24.189	216	41.511	158	28.400	195								
9	1:33.890	24.193	216	41.483	162	28.214	193								

10 Michael Waldherr, DEU ,								theoretical besttime: 1:33.409							
1	1:42.620	29.584	210	43.257	164	29.779	138	10	1:38.421	24.271	212	42.333	156	31.817	174
2	2:34.968	39.652	71	1:09.100	99	46.216	192	11	2:31.127	32.703	99	1:13.669	104	44.755	142
3	1:36.234	24.453	215	42.404	157	29.377	191	12	2:22.327	33.509	138	1:00.329	69	48.489	194
4	1:34.933	24.425	215	42.180	164	28.328	191	13	1:36.008	24.541	212	42.511	162	28.956	193
5	1:33.876	24.269	213	41.495	168	28.112	192	14	1:36.294	24.306	212	42.252	172	29.736	188
6	1:33.810	24.253	213	41.304	165	28.253	191	15	1:34.226	24.849	211	41.204	164	28.173	194
7	1:33.595	24.253	213	41.153	163	28.189	193								
8	1:33.522	24.288	213	41.051	167	28.183	191								
9	1:34.452	24.858	210	41.439	167	28.155	192								

12 Thomas Preining, AUT ,								theoretical besttime: 1:33.610							
1	1:47.590	31.175	206	43.156	161	33.259	121	9	1:33.699	24.233	213	41.288	166	28.178	192
2	2:33.527	38.474	63	1:08.587	102	46.466	188	10	1:36.968	24.167	213	42.314	157	30.487	127
3	1:35.644	25.022	207	42.112	163	28.510	189	11	2:32.725	32.921	123	1:13.601	124	46.203	109
4	1:35.947	24.945	208	42.413	160	28.589	191	12	2:19.122	34.195	143	57.989	98	46.938	192
5	1:35.346	25.612	208	41.426	164	28.308	192	13	1:34.501	24.281	213	42.017	164	28.203	192
6	1:33.937	24.296	210	41.265	165	28.376	189	14	1:35.449	24.463	211	42.419	166	28.567	192
7	1:34.127	24.420	210	41.314	165	28.393	192	15	1:35.993	24.817	208	42.505	166	28.671	194
8	1:35.149	24.669	206	42.193	163	28.287	193								



ADAC Formel 4

Lap Analysis Race 2

Provisional



Red Bull Ring, Length: 4326 m

Air temperature: 29.4°C

Track temperature: 46.7°C

Weather condition: Dry



Reg. Nr.: CR 11/2015

Sunday 7.6.2015 12:00

Lap	Time	SE1	SP1	SE2	SP2	SE3	SP3	Lap	Time	SE1	SP1	SE2	SP2	SE3	SP3
13 Cedric Piro, DEU ,								theoretical besttime: 1:34.272							
1	1:56.341	34.013	205	44.475	159	37.853	113	10	1:36.664	24.447	207	43.393	159	28.824	191
2	2:29.099	41.490	102	1:04.506	118	43.103	189	11	2:30.715	31.772	105	1:13.144	120	45.799	133
3	1:36.079	24.991	213	42.306	159	28.782	190	12	2:17.590	35.314	112	58.043	90	44.233	192
4	1:34.966	24.594	213	41.805	160	28.567	192	13	1:35.433	24.410	214	42.542	157	28.481	192
5	1:36.039	24.643	212	42.946	161	28.450	193	14	1:36.199	24.423	213	42.342	163	29.434	186
6	1:34.272	24.275	213	41.705	161	28.292	193	15	1:35.058	24.961	208	41.767	164	28.330	191
7	1:35.226	24.441	212	42.451	161	28.334	193								
8	1:34.920	24.290	213	42.198	168	28.432	191								
9	1:36.237	24.483	210	43.262	163	28.492	191								

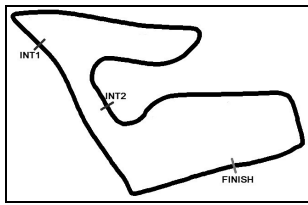
14 Moritz Müller-Crepon, DEU ,								theoretical besttime: 1:34.013							
1	1:58.275	33.933	202	45.119	158	39.223	113	10	1:36.090	24.828	208	42.641	159	28.621	184
2	2:27.630	41.344	94	1:04.202	112	42.084	192	11	2:31.173	32.288	101	1:13.141	106	45.744	126
3	1:36.264	25.151	215	42.346	162	28.767	192	12	2:17.740	35.488	109	57.806	109	44.446	193
4	1:35.587	25.332	212	42.009	162	28.246	193	13	1:34.728	24.498	213	41.891	158	28.339	193
5	1:35.443	24.306	215	42.494	154	28.643	193	14	1:35.954	24.736	206	42.717	163	28.501	193
6	1:34.952	25.213	209	41.461	160	28.278	192	15	1:35.153	24.560	214	42.098	161	28.495	190
7	1:34.614	24.437	212	41.746	164	28.431	192								
8	1:34.692	24.336	214	41.769	158	28.587	193								
9	1:35.216	24.428	212	42.106	165	28.682	187								

15 David Kolkmann, DEU ,								theoretical besttime: 1:34.697							
1	2:04.416	37.213	204	43.998	149	43.205	103	10	1:37.247	24.311	213	43.364	156	29.572	189
2	2:24.245	40.394	70	1:03.305	100	40.546	192	11	2:28.498	29.053	99	1:12.248	118	47.197	131
3	1:38.453	25.281	210	43.611	156	29.561	189	12	2:16.058	34.931	122	56.482	128	44.645	191
4	1:36.020	24.904	214	42.584	161	28.532	192	13	1:38.431	25.578	208	42.274	160	30.579	185
5	1:35.948	24.535	213	42.378	160	29.035	191	14	1:35.237	24.756	211	41.903	165	28.578	192
6	1:35.283	24.532	213	41.980	159	28.771	191	15	1:35.690	25.021	213	42.186	160	28.483	192
7	1:35.765	24.478	214	42.404	157	28.883	193								
8	1:35.082	24.491	213	41.932	162	28.659	192								
9	1:36.313	24.400	212	42.534	159	29.379	192								

16 Marek Böckmann, DEU ,								theoretical besttime: 1:33.552							
1	1:45.161	30.165	211	43.515	157	31.481	120	8	1:34.904	24.401	211	42.205	161	28.298	192
2	2:33.975	39.086	82	1:08.813	110	46.076	190	9	1:33.669	24.227	213	41.190	166	28.252	192
3	1:35.273	24.494	210	41.710	166	29.069	194	10	1:37.120	24.329	212	41.735	152	31.056	147
4	1:36.283	24.997	213	42.451	163	28.835	193	11	2:31.376	32.120	105	1:13.917	120	45.339	135
5	1:34.308	24.476	212	41.560	163	28.272	193	12	2:20.896	33.733	144	58.893	78	48.270	191
6	1:34.099	24.325	212	41.308	160	28.466	191	13	2:05.124	24.701	209	55.219	45	45.204	
7	1:34.980	24.734	210	42.111	165	28.135	193								

17 Arlind Hoti, DEU ,								theoretical besttime: 1:33.913							
1	1:57.150	34.352	188	44.440	153	38.358	116	10	1:36.348	24.385	211	42.683	151	29.280	188
2	2:28.561	41.537	100	1:04.588	116	42.436	190	11	2:31.140	32.403	91	1:13.055	113	45.682	125
3	1:36.303	25.153	214	42.206	153	28.944	189	12	2:18.099	35.730	107	57.666	99	44.703	192
4	1:35.327	25.098	213	41.828	155	28.401	193	13	1:34.390	24.525	213	41.647	156	28.218	193
5	1:35.667	24.400	214	42.658	157	28.609	191	14	1:35.819	25.094	210	41.820	157	28.905	182
6	1:34.381	24.522	213	41.399	158	28.460	191	15	1:34.936	24.885	210	41.757	159	28.294	192
7	1:35.092	24.414	212	42.234	159	28.444	193								
8	1:34.738	24.375	214	41.824	154	28.539	193								
9	1:34.609	24.296	216	41.908	161	28.405	192								

18 Giorgio Maggi, CHE ,								theoretical besttime: 1:34.169							
1	2:01.362	35.296	203	44.743	148	41.323	105	10	1:38.118	24.718	207	43.686	161	29.714	184
2	2:29.807	40.721	81	1:09.005	118	40.081	191	11	2:28.914	29.135	90	1:12.357	113	47.422	116
3	1:36.409	24.890	212	41.975	154	29.544	190	12	2:15.249	34.491	117	56.645	119	44.113	192
4	1:36.121	24.547	213	42.794	157	28.780	192	13	1:36.523	25.389	207	42.485	159	28.649	191
5	1:35.739	24.249	215	42.409	156	29.081	192	14	1:35.166	25.044	208	41.550	164	28.572	191



ADAC Formel 4

Lap Analysis Race 2

Provisional



Red Bull Ring, Length: 4326 m

Air temperature: 29.4°C

Track temperature: 46.7°C

Weather condition: Dry



Reg. Nr.: CR 11/2015

Sunday 7.6.2015 12:00

Lap	Time	SE1	SP1	SE2	SP2	SE3	SP3	Lap	Time	SE1	SP1	SE2	SP2	SE3	SP3
6	1:35.589	24.446	214	42.616	155	28.527	193	15	1:34.581	24.503	209	41.708	167	28.370	189
7	1:35.353	24.443	211	41.936	155	28.974	193								
8	1:35.346	24.831	210	42.038	164	28.477	193								
9	1:35.491	24.344	215	42.333	160	28.814	192								

19 Mattia Drudi, ITA ,

theoretical besttime: 1:33.658

1	1:44.571	30.122	206	43.325	161	31.124	128	10	1:36.619	24.189	211	42.024	158	30.406	178
2	2:33.997	38.987	78	1:08.767	99	46.243	191	11	2:31.107	32.706	99	1:13.715	107	44.686	160
3	1:35.640	24.449	213	41.939	160	29.252	193	12	2:21.994	33.483	128	1:00.416	77	48.095	193
4	1:35.623	24.689	212	42.036	157	28.898	192	13	1:35.461	24.420	213	42.006	151	29.035	192
5	1:33.995	24.267	213	41.461	163	28.267	193	14	1:35.186	24.172	211	42.177	173	28.837	191
6	1:34.460	24.072	215	41.794	161	28.594	192	15	1:34.127	24.350	209	41.461	169	28.316	191
7	1:34.295	24.363	214	41.621	163	28.311	194								
8	1:34.491	24.170	213	42.170	164	28.151	192								
9	1:33.878	24.255	213	41.498	170	28.125	193								

20 Nikolaj Rogivue, CHE ,

theoretical besttime: 1:33.926

1	2:03.045	35.570	196	45.194	148	42.281	109	10	1:35.878	24.410	210	42.469	159	28.999	188
2	2:25.106	40.376	74	1:03.772	120	40.958	189	11	2:30.434	31.348	105	1:13.493	112	45.593	128
3	1:36.716	25.177	213	42.876	159	28.663	192	12	2:17.338	35.380	122	57.628	99	44.330	189
4	1:35.259	24.366	214	42.438	161	28.455	192	13	1:35.536	24.982	210	42.121	163	28.433	192
5	1:37.314	24.432	203	43.993	151	28.889	192	14	1:35.452	24.292	214	41.942	162	29.218	182
6	1:34.646	24.255	216	41.983	162	28.408	191	15	1:36.275	25.509	211	42.431	163	28.335	191
7	1:34.357	24.456	212	41.336	167	28.565	192								
8	1:34.665	24.377	213	41.639	158	28.649	192								
9	1:34.069	24.361	211	41.344	166	28.364	191								

21 Michelle Halder, DEU ,

theoretical besttime: 1:36.063

1	2:05.415	36.663	182	45.644	141	43.108	102	10	1:37.395	24.808	200	42.885	159	29.702	191
2	2:25.559	41.408	62	1:02.632	114	41.519	190	11	2:21.524	28.540	62	1:05.277	113	47.707	110
3	1:37.905	25.368	210	43.174	148	29.363	190	12	2:14.987	34.911	116	55.698	112	44.378	191
4	1:36.719	24.590	212	42.616	146	29.513	189	13	1:37.997	25.010	212	42.920	146	30.067	189
5	1:38.098	24.932	209	43.148	147	30.018	189	14	1:37.738	25.275	212	42.944	151	29.519	190
6	1:36.807	24.668	210	42.682	149	29.457	190	15	1:36.274	24.724	208	42.310	150	29.240	191
7	1:36.769	24.831	209	42.491	153	29.447	192								
8	1:36.496	24.714	209	42.619	156	29.163	191								
9	1:36.942	24.687	208	42.785	156	29.470	191								

22 Florian Janits, AUT ,

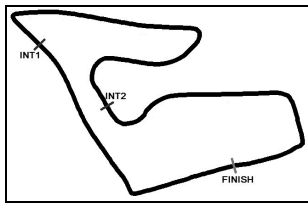
theoretical besttime: 1:33.711

1	1:54.982	33.819	206	43.876	155	37.287	120	10	1:36.467	24.545	208	42.714	152	29.208	165
2	2:29.725	41.055	121	1:04.735	108	43.935	191	11	2:31.721	32.976	94	1:13.024	109	45.721	112
3	1:35.621	24.655	212	42.606	160	28.360	195	12	2:18.188	35.501	110	57.383	95	45.304	192
4	1:36.052	24.503	212	42.771	159	28.778	184	13	1:34.033	24.379	213	41.671	169	27.983	194
5	1:35.462	24.793	213	42.509	164	28.160	194	14	1:36.392	26.004	208	42.011	163	28.377	191
6	1:34.319	24.232	214	41.634	157	28.453	194	15	1:34.019	24.302	214	41.575	166	28.142	193
7	1:35.154	24.536	211	42.312	160	28.306	194								
8	1:33.807	24.295	214	41.496	164	28.016	195								
9	1:35.422	24.428	213	42.480	174	28.514	194								

23 Alain Valente, CHE ,

theoretical besttime: 1:34.308

1	1:59.094	34.831	208	44.491	149	39.772	105	10	1:36.004	24.528	211	42.456	160	29.020	188
2	2:27.197	41.280	98	1:04.092	122	41.825	192	11	2:30.488	31.472	113	1:12.680	110	46.336	135
3	1:36.347	25.417	209	42.134	156	28.796	193	12	2:16.015	34.905	125	57.042	103	44.068	191
4	1:37.051	25.094	212	43.259	155	28.698	194	13	1:35.958	24.597	214	42.825	161	28.536	195
5	1:35.793	24.591	211	42.501	159	28.701	189	14	1:36.502	24.452	212	43.275	163	28.775	193
6	1:34.647	24.620	209	41.482	166	28.545	191	15	1:34.820	24.541	211	41.905	164	28.374	194
7	1:35.192	24.570	209	42.184	161	28.438	190								
8	1:36.137	24.928	209	41.868	165	29.341	193								
9	1:35.455	24.842	208	42.053	164	28.560	193								



ADAC Formel 4

Lap Analysis Race 2

Provisional



Red Bull Ring, Length: 4326 m

Air temperature: 29.4°C

Track temperature: 46.7°C

Weather condition: Dry



Reg. Nr.: CR 11/2015

Sunday 7.6.2015 12:00

Lap	Time	SE1	SP1	SE2	SP2	SE3	SP3	Lap	Time	SE1	SP1	SE2	SP2	SE3	SP3
-----	------	-----	-----	-----	-----	-----	-----	-----	------	-----	-----	-----	-----	-----	-----

24 Robin Brezina, DEU ,

theoretical besttime: 1:34.255

1	1:55.881	34.204	198	44.151	157	37.526	112	10	1:37.660	24.768	210	43.331	155	29.561	188
2	2:29.213	41.383	106	1:04.188	109	43.642	190	11	2:28.190	28.980	100	1:12.116	122	47.094	134
3	1:36.650	24.808	212	42.473	157	29.369	177	12	2:16.526	35.106	125	56.310	120	45.110	188
4	1:37.282	25.844	209	42.670	160	28.768	192	13	1:35.471	24.844	209	41.923	153	28.704	190
5	1:38.694	25.442	210	43.821	158	29.431	192	14	1:34.513	24.586	209	41.566	158	28.361	192
6	1:36.299	25.319	211	42.295	159	28.685	192	15	1:34.867	24.447	211	42.050	159	28.370	192
7	1:35.329	24.548	212	42.232	160	28.549	195								
8	1:35.256	24.428	212	42.213	162	28.615	192								
9	1:36.118	24.328	212	42.323	157	29.467	190								

25 Mick Schumacher, DEU ,

theoretical besttime: 1:33.998

1	1:49.583	31.703	205	42.965	162	34.915	131	9	1:34.443	24.634	209	41.606	166	28.203	191
2	2:32.165	39.015	80	1:07.589	115	45.561	188	10	1:37.471	24.490	209	42.482	160	30.499	144
3	1:35.891	24.626	213	42.620	161	28.645	187	11	2:31.852	32.347	109	1:13.159	107	46.346	104
4	1:36.880	25.175	211	42.847	161	28.858	191	12	2:18.283	34.592	127	57.216	84	46.475	190
5	1:34.668	24.456	212	41.920	166	28.292	191	13	1:34.666	24.565	211	41.826	165	28.275	189
6	1:34.621	24.604	208	41.804	165	28.213	192	14	1:34.612	24.243	212	41.895	160	28.474	193
7	1:34.312	24.377	213	41.596	164	28.339	191	15	1:35.657	24.653	210	42.274	159	28.730	192
8	1:34.483	24.445	210	41.552	168	28.486	191								

27 Marvin Dienst, DEU ,

theoretical besttime: 1:33.424

1	1:42.239	29.926	205	42.292	164	30.021	134	10	1:36.769	24.300	209	41.958	162	30.511	177
2	2:35.109	39.597	74	1:09.158	96	46.354	190	11	2:31.050	32.801	99	1:13.595	104	44.654	162
3	1:36.044	24.394	215	42.468	153	29.182	192	12	2:22.189	33.580	137	1:00.546	71	48.063	194
4	1:35.834	24.553	216	42.787	163	28.494	192	13	1:34.787	24.405	213	42.151	167	28.231	191
5	1:34.097	24.517	211	41.341	164	28.239	192	14	1:33.733	24.350	210	41.200	168	28.183	192
6	1:34.664	24.469	211	41.697	164	28.498	192	15	1:33.838	24.301	211	41.277	165	28.260	193
7	1:34.292	24.439	210	41.548	166	28.305	192								
8	1:34.230	24.473	210	41.815	167	27.942	192								
9	1:33.658	24.418	210	41.273	168	27.967	193								

28 Janneau Esmeijer, NLD ,

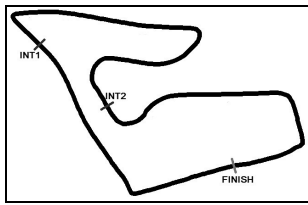
theoretical besttime: 1:33.826

1	1:43.530	29.774	207	43.314	155	30.442	136	10	1:36.770	24.232	213	41.978	152	30.560	173
2	2:34.581	39.255	74	1:08.924	95	46.402	191	11	2:31.408	32.539	102	1:14.195	109	44.674	157
3	1:36.056	24.472	214	42.041	155	29.543	190	12	2:21.500	33.312	131	1:00.098	79	48.090	193
4	1:35.993	25.081	214	41.959	157	28.953	194	13	1:36.180	24.446	215	41.950	164	29.784	181
5	1:34.062	24.160	217	41.583	163	28.319	193	14	1:35.922	25.228	213	42.134	163	28.560	191
6	1:34.366	24.193	214	41.570	166	28.603	193	15	1:35.291	24.275	212	42.607	165	28.409	193
7	1:34.677	24.984	212	41.463	170	28.230	193								
8	1:34.148	24.284	214	41.591	165	28.273	194								
9	1:33.922	24.136	216	41.559	166	28.227	193								

29 Lucas Mauron, CHE ,

theoretical besttime: 1:33.659

1	2:03.866	36.265	203	44.679	143	42.922	112	10	1:35.256	24.413	210	42.234	158	28.609	186
2	2:24.464	40.443	71	1:03.316	120	40.705	191	11	2:31.159	31.999	125	1:13.048	112	46.112	134
3	1:36.949	25.666	211	42.727	156	28.556	191	12	2:16.389	34.937	118	57.368	101	44.084	193
4	1:36.135	24.457	213	42.709	153	28.969	189	13	1:36.187	24.881	213	42.660	160	28.646	192
5	1:36.597	25.052	210	42.304	138	29.241	193	14	1:34.698	24.421	211	41.628	161	28.649	186
6	1:35.355	24.490	210	42.228	149	28.637	192	15	1:35.406	24.971	212	41.947	154	28.488	192
7	1:34.849	24.415	215	42.140	163	28.294	192								
8	1:33.659	24.230	211	41.226	164	28.203	194								
9	1:34.301	24.397	211	41.640	162	28.264	192								



ADAC Formel 4

Lap Analysis Race 2

Provisional



DMSB Reg. Nr.: CR 11/2015
Deutscher Motor Sport Bund e.V.

Sunday 7.6.2015 12:00

Red Bull Ring, Length: 4326 m

Air temperature: 29.4°C

Track temperature: 46.7°C

Weather condition: Dry

Lap	Time	SE1	SP1	SE2	SP2	SE3	SP3	Lap	Time	SE1	SP1	SE2	SP2	SE3	SP3
31	Yan Leon Shlom, RUS ,							theoretical besttime: 1:34.003							
1	1:54.097	33.721	207	43.757	156	36.619	103	10	1:35.957	24.660	210	42.208	163	29.089	159
2	2:30.485	40.996	115	1:04.934	112	44.555	189	11	2:31.758	33.317	95	1:12.500	109	45.941	107
3	1:35.577	24.796	210	42.266	165	28.515	191	12	2:18.110	35.159	99	57.221	93	45.730	190
4	1:35.702	24.562	211	42.513	167	28.627	188	13	1:34.533	24.472	212	41.654	166	28.407	190
5	1:35.355	24.595	211	42.181	160	28.579	192	14	1:37.211	26.462	209	42.443	163	28.306	192
6	1:34.774	24.347	213	42.002	162	28.425	192	15	1:35.028	24.590	214	41.978	160	28.460	191
7	1:34.940	24.625	210	42.070	168	28.245	191								
8	1:34.022	24.366	211	41.414	167	28.242	191								
9	1:35.396	24.575	211	42.439	171	28.382	191								

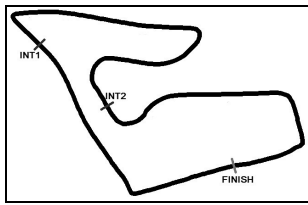
32	Guan Yu Zhou, CHN ,							theoretical besttime: 1:33.598							
1	1:50.241	32.251	208	42.868	160	35.122	121	10	1:37.338	24.207	216	42.078	146	31.053	144
2	2:31.816	39.397	78	1:07.180	117	45.239	191	11	2:31.820	32.165	118	1:14.062	105	45.593	130
3	1:34.926	24.519	214	41.983	163	28.424	194	12	2:20.152	33.496	139	58.722	91	47.934	194
4	1:35.014	24.553	211	42.181	163	28.280	193	13	1:35.166	24.450	214	42.455	165	28.261	192
5	1:34.092	24.343	212	41.536	168	28.213	193	14	1:36.036	25.090	201	42.261	162	28.685	192
6	1:33.883	24.277	212	41.347	166	28.259	193	15	1:35.343	24.450	213	42.315	168	28.578	192
7	1:35.220	24.236	214	42.334	164	28.650	193								
8	1:34.150	24.143	214	41.542	162	28.465	194								
9	1:33.624	24.112	216	41.273	165	28.239	192								

34	Toni Wolf, DEU ,							theoretical besttime: 1:33.860							
1	2:04.869	36.152	182	45.274	145	43.443	103	10	1:34.897	25.075	210	41.631	158	28.191	193
2	2:24.620	40.772	72	1:03.234	129	40.614	190	11	2:06.348	24.771	210	56.866	82	44.711	101
3	1:37.694	24.878	214	43.371	159	29.445	193	12	2:15.202	34.464	103	55.328	114	45.410	190
4	1:34.769	24.638	213	41.795	157	28.336	194	13	1:35.436	24.623	211	41.336	159	29.477	190
5	2:08.617	25.183	203	1:14.380	151	29.054	190	14	1:34.515	24.841	212	41.515	163	28.159	195
6	1:35.427	24.799	209	42.103	153	28.525	191	15	1:34.976	24.575	213	42.007	155	28.394	194
7	1:35.558	24.488	211	42.876	159	28.194	193								
8	1:34.603	24.462	212	41.871	160	28.270	191								
9	1:34.613	24.365	210	41.655	159	28.593	183								

36	Joey Mawson, AUS ,							theoretical besttime: 1:33.273							
1	2:06.216	41.818	205	41.900	167	42.498	109	6	1:33.794	24.280	211	41.142	161	28.372	192
2	2:24.557	41.316	62	1:02.704	118	40.537	186	7	1:34.028	24.318	215	41.495	164	28.215	192
3	1:35.263	24.637	210	41.838	171	28.788	192	8	1:33.273	24.156	212	40.952	165	28.165	193
4	1:35.065	24.222	212	41.913	157	28.930	185								
5	1:35.523	24.458	211	42.422	154	28.643	191								

38	Luca Engstler, DEU ,							theoretical besttime: 1:34.942							
1	2:00.027	35.184	207	44.623	151	40.220	103	10	1:37.599	24.692	207	43.338	152	29.569	187
2	2:26.789	41.159	88	1:03.949	131	41.681	187	11	2:27.575	28.401	112	1:12.369	106	46.805	118
3	1:36.554	25.508	209	42.424	153	28.622	192	12	2:17.074	34.441	131	57.511	123	45.122	191
4	1:36.054	24.487	211	42.987	156	28.580	192	13	1:35.614	24.657	209	42.364	156	28.593	190
5	1:37.581	24.773	207	43.649	152	29.159	192	14	1:35.271	24.606	208	42.143	155	28.522	190
6	1:35.991	24.517	211	42.984	154	28.490	191	15	1:35.172	24.587	210	42.081	156	28.504	191
7	1:35.925	24.650	209	42.812	156	28.463	191								
8	1:35.184	24.545	209	42.129	156	28.510	191								
9	1:35.240	24.454	209	42.379	155	28.407	191								

44	Glenn Rupp, DEU ,							theoretical besttime: 1:33.829							
1	1:51.867	32.729	208	43.276	157	35.862	114	10	1:37.162	24.390	211	42.292	152	30.480	143
2	2:31.611	39.729	95	1:06.545	112	45.337	190	11	2:32.017	33.035	98	1:12.894	114	46.088	109
3	1:35.594	24.654	212	42.134	160	28.806	191	12	2:17.955	35.057	104	57.109	95	45.789	192
4	1:35.884	24.646	212	42.180	158	29.058	190	13	1:34.359	24.500	214	41.763	162	28.096	194
5	1:35.796	24.932	212	42.493	162	28.371	192	14	1:36.970	25.250	205	43.105	161	28.615	192
6	1:34.790	24.395	213	42.113	161	28.282	192	15	1:34.187	24.373	215	41.453	161	28.361	193
7	1:34.301	24.538	212	41.360	164	28.403	192								



ADAC Formel 4

Lap Analysis Race 2

Provisional



Red Bull Ring, Length: 4326 m

Air temperature: 29.4°C

Track temperature: 46.7°C

Weather condition: Dry



Reg. Nr.: CR 11/2015

Sunday 7.6.2015 12:00

Lap	Time	SE1	SP1	SE2	SP2	SE3	SP3	Lap	Time	SE1	SP1	SE2	SP2	SE3	SP3
8	1:34.507	24.742	211	41.591	163	28.174	193								
9	1:34.090	24.458	211	41.380	161	28.252	192								

46 Mauro Auricchio, BRA ,

theoretical besttime: 1:34.167

1	2:02.250	34.859	209	45.663	151	41.728	108	10	1:37.005	24.427	210	43.107	152	29.471	187
2	2:25.403	40.532	83	1:03.824	118	41.047	188	11	2:27.902	28.731	109	1:12.177	109	46.994	117
3	1:38.928	25.160	209	44.451	153	29.317	192	12	2:16.689	34.577	136	57.099	119	45.013	191
4	1:35.175	24.671	210	41.969	161	28.535	192	13	1:34.467	24.422	213	41.687	164	28.358	192
5	1:36.564	25.265	209	42.245	158	29.054	193	14	1:34.316	24.280	212	41.578	161	28.458	189
6	1:35.315	24.426	212	42.286	157	28.603	193	15	1:35.762	24.783	206	42.588	165	28.391	191
7	1:36.203	24.281	217	43.083	153	28.839	192								
8	1:35.108	24.310	214	42.088	157	28.710	192								
9	1:35.360	24.231	213	42.298	155	28.831	191								

66 Marcel Lenerz, DEU ,

theoretical besttime: 1:33.542

1	1:53.029	32.972	211	43.490	164	36.567	94	10	1:37.272	24.169	214	42.906	150	30.197	132
2	2:30.961	39.816	98	1:06.078	125	45.067	190	11	2:32.745	32.762	109	1:13.748	119	46.235	107
3	1:35.349	24.722	214	41.834	159	28.793	193	12	2:18.614	34.574	124	57.554	86	46.486	192
4	1:35.713	24.562	217	42.614	165	28.537	195	13	1:34.522	24.410	215	41.877	160	28.235	192
5	1:34.534	24.508	212	41.733	165	28.293	193	14	1:35.869	24.309	216	43.259	158	28.301	193
6	1:33.856	24.091	213	41.537	167	28.228	192	15	1:35.534	24.252	216	42.608	165	28.674	193
7	1:33.808	24.210	216	41.430	166	28.168	194								
8	1:34.530	24.082	214	41.851	154	28.597	193								
9	1:33.709	24.239	215	41.292	161	28.178	193								

99 Ralf Aron, EST ,

theoretical besttime: 1:33.593

1	1:41.750	29.025	206	42.743	165	29.982	127	7	1:38.887	24.364	214	41.377	167	33.146	
2	2:35.254	39.535	77	1:09.256	89	46.463	191	8	1:51.188	41.017	212	41.520	163	28.651	195
3	1:36.322	24.419	214	42.777	164	29.126	189	9	1:35.511	24.392	217	41.994	164	29.125	193
4	1:34.454	24.525	212	41.776	168	28.153	193	10	1:36.874	24.396	214	42.869	153	29.609	179
5	1:33.728	24.123	216	41.446	171	28.159	193	11	2:28.335	28.980	106	1:11.988	107	47.367	109
6	1:33.853	24.186	214	41.317	171	28.350	193	12	2:24.034	34.947	128	56.389	118	52.698	