

ADAC Formel 4

Result List Qualifying G1



Provisional

DMSB Reg. Nr.: 174/15



Lausitzring, Length: 3442 m

Air temperature: 35.7°C

Track temperature: 42.3°C

Weather condition: Dry

Friday 3.7.2015 15:20

started : 17 classified : 17 not classified : 0

#	Competitor	Sponsor	Lap	Best Time	Gap	Diff	Kph	Day Time
Cl.	Drivers	Car						
1	36 Van Amersfoort Racing J.Mawson(AUS)	ADAC Formel 4 powered by Abarth	10	1:21.803			151,5	15:40:30
2	28 HTP Juniorteam J.Esmeijer(NLD)	ADAC Formel 4 powered by Abarth	10	1:21.885	0.082	0.082	151,3	15:40:44
3	4 ADAC Berlin-Brandenburg e.V. R.Shwartzman(RUS)	ADAC Formel 4 powered by Abarth	12	1:21.951	0.148	0.066	151,2	15:44:15
4	5 ADAC Berlin-Brandenburg e.V. R D.Beckmann(DEU)	ADAC Formel 4 powered by Abarth	14	1:21.972	0.169	0.021	151,2	15:44:46
5	26 Van Amersfoort Racing H.Newey(GBR)	ADAC Formel 4 powered by Abarth	9	1:22.104	0.301	0.132	150,9	15:40:23
6	1 Neuhauser Racing K.Schramm(DEU)	ADAC Formel 4 powered by Abarth	10	1:22.116	0.313	0.012	150,9	15:40:32
7	9 Motopark R J.Cecotto(VEN)	ADAC Formel 4 powered by Abarth	13	1:22.555	0.752	0.439	150,1	15:43:42
8	30 Team Scheider J.Kremer(DEU)	ADAC Formel 4 powered by Abarth	8	1:22.658	0.855	0.103	149,9	15:36:20
9	13 Team piroports C.Piro(DEU)	ADAC Formel 4 powered by Abarth	8	1:22.674	0.871	0.016	149,9	15:36:55
10	77 Job van Uitert R J.Van Uitert(NLD)	ADAC Formel 4 powered by Abarth	13	1:22.694	0.891	0.020	149,8	15:43:29
11	34 Toni Wolf R T.Wolf(DEU)	ADAC Formel 4 powered by Abarth	14	1:22.770	0.967	0.076	149,7	15:44:29
12	20 SMG Swiss Motorsport Group N.Rogivue(CHE)	ADAC Formel 4 powered by Abarth	14	1:23.090	1.287	0.320	149,1	15:45:14
13	17 Jenzer Motorsport GmbH R A.Hoti(DEU)	ADAC Formel 4 powered by Abarth	11	1:23.150	1.347	0.060	149,0	15:40:26
14	3 ADAC Berlin-Brandenburg e.V. R B.Mazatis(DEU)	ADAC Formel 4 powered by Abarth	11	1:23.723	1.920	0.573	148,0	15:40:47
15	24 Robin Brezina R R.Brezina(DEU)	ADAC Formel 4 powered by Abarth	13	1:23.933	2.130	0.210	147,6	15:44:04
16	38 Liqui Moly Team Engstler R L.Engstler(DEU)	ADAC Formel 4 powered by Abarth	10	1:24.434	2.631	0.501	146,8	15:39:31
17	21 Liqui Moly Team Engstler R M.Halder(DEU)	ADAC Formel 4 powered by Abarth	12	1:24.905	3.102	0.471	145,9	15:42:17

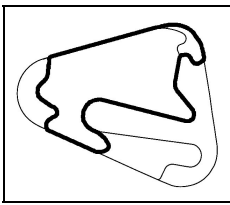
Qualifying Time: 1:29.983 Percent: 110%

Subject to final scrutineering!

Publications Time:

Clerk of the course:

Time Keeping:



ADAC Formel 4

Lap analysis Qualifying G1



Provisional

DMSB Reg. Nr.: 174/15

Friday 3.7.2015 15:20



Lausitzring, Length: 3442 m
Air temperature: 35.7°C
Track temperature: 42.1°C
Weather condition: Dry

Lap	Time	SE1	SP1	SE2	SP2	SE3	SP3	TSP	Lap	Time	SE1	SP1	SE2	SP2	SE3	SP3	TSP
1	Kim Luis Schramm, DEU ,								theoretical besttime: 1:22.062								
1	1:44.038	39.422	142	24.883	166	39.733	181		8	1:22.673	25.760	161	21.587	195	35.326	206	211
2	1:32.776	28.821	144	23.687	174	40.268		184	9	1:33.727	27.482	120	27.650	151	38.595	208	212
3	7:20.149	6:18.405	151	23.716	179	38.028	182		10	1:22.116	25.583	163	21.343	200	35.190	207	214
4	1:26.682	27.448	134	22.760	189	36.474	205	189	11	1:26.654	28.530	141	22.940	196	35.184	206	213
5	1:23.702	26.579	163	21.481	199	35.642	205	211	12	1:22.443	25.535	163	21.499	198	35.409	207	212
6	1:22.936	26.003	163	21.494	198	35.439	208	212	13	1:23.378	25.603	163	21.423	196	36.352	205	212
7	1:23.085	25.877	158	21.640	194	35.568	204	214									

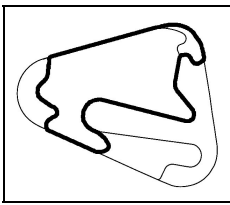
3	Benjamin Mazatis, DEU ,								theoretical besttime: 1:23.390								
1	2:05.954	1:05.153	154	23.909	188	36.892	205		9	1:25.113	27.010	158	22.251	196	35.852	205	212
2	1:29.132	29.571	156	22.982	195	36.579	205	212	10	1:23.982	26.764	162	21.852	198	35.366	207	210
3	1:39.612	27.194	160	23.231	191	49.187		212	11	1:23.723	26.310	162	21.798	197	35.615	205	214
4	5:34.114	4:31.648	156	24.403	189	38.063	206		12	1:41.390	42.036	148	23.268	195	36.086	207	212
5	1:25.124	26.817	160	22.355	195	35.952	204	212	13	1:24.115	26.633	160	21.810	198	35.672	206	214
6	1:28.780	30.251	156	22.750	196	35.779	205	211	14	1:24.044	26.434	163	21.714	198	35.896	205	213
7	1:24.604	26.855	163	22.052	195	35.697	208	211									
8	1:27.203	28.682	158	22.618	194	35.903	205	214									

4	Robert Shwartzman, RUS ,								theoretical besttime: 1:21.951								
1	1:49.315	46.252	154	25.048	182	38.015	205		8	1:22.650	25.873	163	21.671	199	35.106	209	215
2	1:28.950	27.127	159	22.615	196	39.208		211	9	1:22.346	25.900	164	21.550	199	34.896	209	215
3	8:14.552	7:14.978	143	23.068	175	36.506	202		10	1:22.136	25.837	164	21.519	200	34.780	209	215
4	1:25.051	26.956	159	22.431	197	35.664	206	209	11	1:37.048	28.523	152	27.242	123	41.283	208	215
5	1:24.067	26.529	162	22.012	198	35.526	209	213	12	1:21.951	25.787	165	21.453	200	34.711	209	215
6	1:23.226	26.274	163	21.744	198	35.208	209	215	13	1:22.237	25.819	164	21.475	198	34.943	207	216
7	1:24.159	27.107	162	21.931	197	35.121	207	215									

5	David Beckmann, DEU ,								theoretical besttime: 1:21.850								
1	1:44.389	42.530	157	24.379	172	37.480	208		9	1:23.169	25.946	164	21.692	199	35.531	209	215
2	1:25.574	27.392	158	22.348	193	35.834	209	211	10	1:22.358	25.905	164	21.489	200	34.964	210	217
3	1:30.082	27.771	160	22.504	194	39.807		216	11	1:22.229	25.776	165	21.442	201	35.011	210	217
4	6:01.842	5:02.267	158	23.223	193	36.352	204		12	1:29.449	26.890	148	26.889	189	35.670	208	218
5	1:27.288	28.797	141	22.979	197	35.512	208	210	13	1:21.997	25.761	164	21.404	201	34.832	208	214
6	1:23.267	26.230	163	21.883	200	35.154	209	214	14	1:21.972	25.713	165	21.376	200	34.883	209	215
7	1:30.263	33.173	177	21.962	198	35.128	210	215	15	1:22.890	25.642	165	21.508	199	35.740	206	216
8	1:22.703	25.850	164	21.723	198	35.130	208	217									

9	Jonathan Cecotto, VEN ,								theoretical besttime: 1:22.503								
1	1:42.136	40.801	141	24.429	191	36.906	207		8	1:40.238	25.968	163	37.106	142	37.164	208	217
2	1:27.274	27.376	158	23.176	159	36.722	208	212	9	1:23.404	26.243	163	21.688	197	35.473	209	215
3	1:33.915	29.292	154	22.537	199	42.086		214	10	1:22.930	26.063	163	21.593	198	35.274	209	216
4	5:53.360	4:54.291	124	23.006	192	36.063	207		11	1:33.769	25.982	164	21.524	199	46.263	206	216
5	1:25.122	26.733	162	21.978	195	36.411	205	213	12	1:30.423	28.803	127	24.796	178	36.824	208	212
6	1:24.017	26.614	163	21.824	198	35.579	208	214	13	1:22.555	26.020	165	21.431	200	35.104	210	215
7	1:23.611	26.458	164	21.682	197	35.471	210	214									

13	Cedric Piro, DEU ,								theoretical besttime: 1:22.558								
1	2:43.563	1:43.968	154	23.281	191	36.314	204		8	1:22.674	25.984	162	21.615	196	35.075	206	215
2	1:24.257	26.912	162	21.946	194	35.399	206	211	9	1:22.902	26.250	162	21.594	196	35.058	207	213
3	1:59.852	30.718	99	35.929	105	53.205		212	10	1:43.057	37.002	73	29.235	160	36.820	207	214
4	5:15.202	4:16.292	157	23.096	192	35.814	206		11	1:22.736	26.162	163	21.576	198	34.998	206	214
5	1:23.848	26.648	162	21.903	197	35.297	205	212	12	1:22.920	26.069	163	21.586	198	35.265	207	213
6	1:23.144	26.242	163	21.782	197	35.120	207	212	13	1:22.825	26.123	162	21.581	197	35.121	207	213
7	1:22.726	26.038	163	21.645	196	35.043	208	214									



ADAC Formel 4

Lap analysis Qualifying G1



Provisional

DMSB Reg. Nr.: 174/15

Friday 3.7.2015 15:20



Lausitzring, Length: 3442 m
Air temperature: 35.7°C
Track temperature: 42.1°C
Weather condition: Dry

Lap	Time	SE1	SP1	SE2	SP2	SE3	SP3	TSP	Lap	Time	SE1	SP1	SE2	SP2	SE3	SP3	TSP
17 Arlind Hoti, DEU ,									theoretical besttime: 1:22.899								
1	1:49.784	46.968	153	24.628	187	38.188	204		9	1:23.674	26.320	162	21.903	195	35.451	208	212
2	1:26.030	27.154	159	22.495	193	36.381	206	211	10	1:23.779	26.208	163	22.087	198	35.484	208	215
3	1:29.602	27.583	160	22.188	195	39.831		212	11	1:23.150	26.131	163	21.760	197	35.259	206	214
4	5:45.130	4:46.646	156	22.610	191	35.874	206		12	1:23.233	26.058	163	21.638	198	35.537	205	212
5	1:24.394	26.686	161	21.908	195	35.800	204	211	13	1:23.417	26.120	163	21.845	197	35.452	207	211
6	1:32.585	32.986	159	23.226	193	36.373	210	210	14	1:23.213	26.056	164	21.678	198	35.479	206	212
7	1:23.762	26.563	164	21.647	200	35.552	209	218	15	1:23.852	26.002	163	21.859	196	35.991	205	213
8	1:24.051	26.159	163	21.955	195	35.937	205	216									

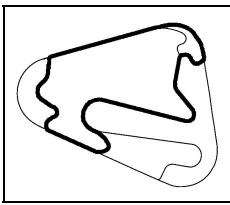
20 Nikolaj Rogivue, CHE ,									theoretical besttime: 1:22.923								
1	1:37.316	34.904	141	24.830	180	37.582	195		9	1:23.917	26.382	162	21.923	198	35.612	210	215
2	1:26.396	28.199	158	22.279	196	35.918	206	195	10	1:37.751	29.007	129	30.865	122	37.879	208	218
3	5:29.600	26.769	161	4:20.938	133	41.893		213	11	1:23.530	26.298	162	21.618	198	35.614	208	215
4	2:28.749	1:25.583	151	23.610	177	39.556	207		12	1:23.968	26.080	162	21.765	198	36.123	208	214
5	1:24.393	26.690	160	21.992	197	35.711	205	214	13	1:23.800	26.369	162	21.821	198	35.610	207	214
6	1:23.922	26.610	161	21.929	198	35.383	207	212	14	1:23.090	26.167	162	21.698	197	35.225	207	214
7	1:24.052	26.294	162	21.762	197	35.996	209	213									
8	1:23.828	26.423	161	21.851	196	35.554	207	216									

21 Michelle Halder, DEU ,									theoretical besttime: 1:24.832								
1	1:57.466	55.371	148	24.596	192	37.499	205		9	1:25.038	26.934	161	22.244	197	35.860	207	215
2	1:27.509	27.524	160	23.224	195	36.761	206	211	10	1:25.197	26.750	161	22.340	198	36.107	207	214
3	1:35.742	27.491	160	22.713	195	45.538		214	11	1:25.045	26.889	162	22.240	198	35.916	206	213
4	5:51.363	4:50.845	159	23.481	190	37.037	206		12	1:24.905	26.769	161	22.294	197	35.842	207	213
5	1:26.638	27.428	158	22.835	196	36.375	205	213	13	1:25.078	26.770	161	22.336	198	35.972	208	213
6	1:26.524	27.380	159	22.725	197	36.419	207	212	14	1:26.792	27.234	159	22.850		36.708	206	213
7	1:25.894	27.313	161	22.505	195	36.076	209	213									
8	1:25.608	27.101	160	22.460	195	36.047	206	216									

24 Robin Brezina, DEU ,									theoretical besttime: 1:23.729								
1	2:15.725	1:10.342	149	24.796	179	40.587	206		9	1:28.256	26.925	159	22.190	195	39.141	207	214
2	1:27.126	28.496	157	22.296	197	36.334	207	212	10	1:24.211	26.741	161	21.938	197	35.532	207	214
3	1:32.745	26.938	161	25.302	162	40.505		213	11	1:38.390	38.267	149	23.126	192	36.997	202	213
4	5:30.545	4:31.232	157	22.891	191	36.422	206		12	1:29.184	27.391	133	24.527	193	37.266	207	209
5	1:24.812	26.856	161	21.933	198	36.023	205	214	13	1:23.933	26.567	162	21.880	198	35.486	206	212
6	1:40.382	40.020	134	22.688	195	37.674	207	212	14	1:23.987	26.363	162	21.916	195	35.708	203	212
7	1:24.753	26.798	163	21.975	195	35.980	206	213									
8	1:24.489	26.711	161	21.996	197	35.782	206	215									

26 Harrison Newey, GBR ,									theoretical besttime: 1:21.998								
1	3:40.669	2:37.559	151	24.768	156	38.342	201		8	1:22.662	26.029	161	21.548	197	35.085	207	212
2	1:45.931	27.686	148	31.232	100	47.013		207	9	1:22.104	25.778	163	21.391	198	34.935	206	213
3	6:21.524	5:22.568	155	22.656	191	36.300	204		10	1:22.226	25.752	162	21.347	199	35.127	206	213
4	1:23.988	26.529	161	21.909	193	35.550	204	209	11	1:23.140	26.265	162	21.525	198	35.350	207	212
5	1:22.961	26.000	163	21.618	196	35.343	207	210	12	1:29.306	25.716	163	22.459	173	41.131	207	214
6	1:23.246	26.228	162	21.659	194	35.359	206	213	13	1:22.747	26.158	163	21.466	197	35.123	205	214
7	1:39.834	27.244	110	32.547	139	40.043	206	213									

28 Janneau Esmeijer, NLD ,									theoretical besttime: 1:21.736								
1	2:33.406	1:30.629	155	23.848	192	38.929	205		8	1:23.636	25.837	162	21.574	196	36.225		214
2	1:24.257	26.896	162	21.860	196	35.501	205	212	9	2:31.644	1:33.425	159	22.919	195	35.300	205	
3	1:37.017	26.760	159	25.664	172	44.593		212	10	1:21.885	25.576	163	21.229	197	35.080	205	213
4	5:32.365	4:34.634	157	22.124	194	35.607	205		11	1:22.160	25.610	163	21.358	196	35.192	205	212
5	1:22.904	25.970	162	21.457	196	35.477	204	212	12	1:21.930	25.550	163	21.298	198	35.082	206	212
6	1:22.745	25.917	163	21.453	197	35.375	205	210	13	1:24.284	25.427	163	21.573	195	37.284	205	213
7	1:34.159	26.227	124	30.440	135	37.492	207	212									



ADAC Formel 4

Lap analysis Qualifying G1



Provisional

DMSB Reg. Nr.: 174/15



Lausitzring, Length: 3442 m
Air temperature: 35.7°C
Track temperature: 42.1°C
Weather condition: Dry

Friday 3.7.2015 15:20

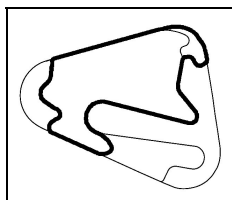
Lap	Time	SE1	SP1	SE2	SP2	SE3	SP3	TSP	Lap	Time	SE1	SP1	SE2	SP2	SE3	SP3	TSP
30 Jason Kremer, DEU ,									theoretical besttime: 1:22.399								
1	1:56.268	54.404	141	24.863	173	37.001	205		7	1:26.728	27.699	153	23.245	188	35.784	207	212
2	1:33.152	27.824	141	27.656	167	37.672	207	211	8	1:22.658	25.716	162	21.625	195	35.317	205	214
3	1:43.923	26.104	162	21.712	198	56.107		212	9	1:30.337	27.811	159	24.003	178	38.523	205	212
4	5:29.306	4:27.044	133	25.588	167	36.674	207		10	1:23.293	26.261	161	21.884	198	35.148	207	214
5	1:25.230	26.702	160	22.491	193	36.037	206	213	11	1:30.618	25.626	162	22.403	195	42.589	152	214
6	1:23.003	25.918	163	21.686	199	35.399	206	210	12	1:48.207	32.409	127	27.338	150	48.460		164

34 Toni Wolf, DEU ,									theoretical besttime: 1:22.650								
1	1:44.365	38.751	140	26.098	160	39.516	183		9	1:23.068	26.203	162	21.713	197	35.152	207	215
2	1:30.200	28.764	151	23.649	172	37.787	206	180	10	1:24.512	27.000	161	21.987	197	35.525	208	214
3	1:32.500	29.251	141	22.834	184	40.415		199	11	1:23.094	26.112	163	21.679	197	35.303	206	215
4	5:44.611	4:44.831	140	23.637	187	36.143	208		12	1:23.207	26.428	161	21.655	199	35.124	207	213
5	1:24.770	27.054	162	22.086	197	35.630	207	215	13	1:23.472	26.238	163	21.824	199	35.410	207	213
6	1:24.129	26.707	163	21.866	198	35.556	206	214	14	1:22.770	26.121	163	21.613	197	35.036	208	214
7	1:24.932	26.530	163	21.860	197	36.542	208	213	15	1:23.131	26.001	164	21.640	198	35.490	207	215
8	1:23.685	26.246	163	21.922	196	35.517	207	216									

36 Joey Mawson, AUS ,									theoretical besttime: 1:21.702								
1	1:41.467	41.002	156	23.438	193	37.027	202		9	1:22.694	25.867	164	21.479	200	35.348	209	215
2	1:26.460	27.404	157	22.720	193	36.336	207	208	10	1:21.803	25.599	165	21.376	200	34.828	211	215
3	1:36.149	26.382	163	29.867	147	39.900		213	11	1:22.251	25.920	163	21.347	199	34.984	208	218
4	6:54.540	5:53.322	157	22.844	171	38.374	207		12	1:21.912	25.577	165	21.297	200	35.038	209	214
5	1:20.011	26.196	163	21.597	198	35.218	208	213	13	1:44.524	36.318	116	27.740	130	40.466	207	215
6	1:40.382	32.159	128	29.275	167	38.948	209	213	14	1:22.291	25.683	164	21.432	199	35.176	208	215
7	1:22.286	25.732	164	21.563	196	34.991	208	216									
8	1:41.784	31.692	102	27.998	124	42.094	208	215									

38 Luca Engstler, DEU ,									theoretical besttime: 1:24.241								
1	1:50.277	45.535	152	26.069	167	38.673	203		9	1:26.790	28.524	160	21.878	197	36.388	205	212
2	1:27.643	28.115	155	23.214	197	36.314	210	209	10	1:24.434	26.522	161	21.859	196	36.053	205	212
3	1:31.490	27.364	161	22.012	196	42.114		218	11	1:28.478	29.458	149	22.768	195	36.252	205	211
4	5:58.083	4:59.200	159	22.270	197	36.613	205		12	1:24.455	26.497	160	22.003	196	35.955	206	212
5	1:24.645	26.766	159	21.789	197	36.090	204	212	13	1:31.654	32.167	131	23.213	197	36.274	207	212
6	1:25.348	27.488	155	21.872	196	35.988	204	210	14	1:24.872	26.526	162	21.826	195	36.520	205	212
7	1:37.114	34.600	115	25.038	189	37.476	211	210									
8	1:25.151	26.901	160	21.841	196	36.409	205	219									

77 Job Van Uitert, NLD ,									theoretical besttime: 1:22.694								
1	1:49.408	45.261	140	25.482	159	38.665	193		9	1:25.084	27.576	159	21.966	194	35.542	209	215
2	1:28.388	28.698	158	23.235	193	36.455	207	193	10	1:23.393	26.113	162	21.780	201	35.500	207	215
3	1:33.291	28.052	163	22.473	181	42.766		214	11	1:24.179	26.608	162	21.681	198	35.890	208	213
4	5:48.971	4:49.387	162	23.252	192	36.332	210		12	1:36.398	35.368	170	23.499	193	37.531	212	214
5	1:25.430	26.890	159	22.424	195	36.116	207	215	13	1:22.694	26.049	163	21.535	202	35.110	212	218
6	1:24.625	27.000	160	21.968	199	35.657	211	214	14	1:24.329	26.055	163	22.402	196	35.872	210	214
7	1:23.824	26.259	163	21.702	198	35.863	210	215									
8	1:23.685	26.227	162	21.904	197	35.554	207	217									



Lausitzring, Length: 3442 m
 Air temperature: 35.7°C
 Track temperature: 42.0°C
 Weather condition: Dry

ADAC Formel 4

Vmax list Qualifying G1

Provisional

DMSB Reg. Nr.: 174/15

Friday 3.7.2015 15:20



Nr	Team, Car, Driver, Nat	Top speed
38	Liqui Moly Team Engstler, ADAC Formel 4 powered by Abarth Engstler Luca , DEU	218,50 km/h
36	Van Amersfoort Racing, ADAC Formel 4 powered by Abarth Mawson Joey , AUS	218,15 km/h
77	Job van Uitert, ADAC Formel 4 powered by Abarth Van Uitert Job , NLD	217,84 km/h
17	Jenzer Motorsport, ADAC Formel 4 powered by Abarth Hoti Arlind , DEU	217,79 km/h
5	Mücke-Motorsport, ADAC Formel 4 powered by Abarth Beckmann David , DEU	217,53 km/h
20	SMG Swiss Motorsport Group, ADAC Formel 4 powered by Abarth Rogivue Nikolaj , CHE	217,53 km/h
9	Motopark, ADAC Formel 4 powered by Abarth Cecotto Jonathan , VEN	217,13 km/h
34	, ADAC Formel 4 powered by Abarth Wolf Toni , DEU	215,70 km/h
21	Liqui Moly Team Engstler, ADAC Formel 4 powered by Abarth Halder Michelle , DEU	215,61 km/h
4	Mücke-Motorsport, ADAC Formel 4 powered by Abarth Shwartzman Robert , RUS	215,52 km/h
13	Team piro sports, ADAC Formel 4 powered by Abarth Piro Cedric , DEU	215,09 km/h
24	Robin Brezina, ADAC Formel 4 powered by Abarth Brezina Robin , DEU	215,05 km/h
1	Neuhauser Racing Team, ADAC Formel 4 powered by Abarth Schramm Kim Luis , DEU	214,41 km/h
28	HTP Juniorteam, ADAC Formel 4 powered by Abarth Esmeijer Janneau , NLD	214,23 km/h
3	Mücke-Motorsport, ADAC Formel 4 powered by Abarth Mazatis Benjamin , DEU	214,06 km/h
30	Team Scheider, ADAC Formel 4 powered by Abarth Kremer Jason , DEU	214,02 km/h
26	Van Amersfoort Racing, ADAC Formel 4 powered by Abarth Newey Harrison , GBR	213,77 km/h