

# ADAC Formel 4

## Result List Free Practice 2



Provisional

**DMSB** Reg. Nr.: 104/2015  
Deutscher Motor Sport Bund e.V.

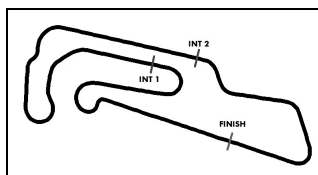


Oschersleben, Length: 3696 m  
Air temperature: 21.1°C  
Track temperature: 29.4°C  
Weather condition: Dry

Friday 24.4.2015 12:15

started : 38      classified : 38      not classified : 0

	Competitor Drivers	Sponsor Car	Lap	Best Time	Gap	Diff	Kph	Day Time
1	36 Van Amersfoort Racing J.Mawson(DEU)	ADAC Formel 4 powered by Abarth	7	1:27.427			152,2	12:26:52
2	27 HTP Juniorteam M.Dienst(DEU)	ADAC Formel 4 powered by Abarth	4	1:27.547	0.120	0.120	152,0	12:22:34
3	7 Motopark J.Eriksson(SWE)	ADAC Formel 4 powered by Abarth	6	1:27.629	0.202	0.082	151,8	12:28:30
4	25 Van Amersfoort Racing M.Schumacher(DEU)	ADAC Formel 4 powered by Abarth	10	1:27.721	0.294	0.092	151,7	12:31:38
5	28 HTP Juniorteam J.Esmeijer(NLD)	ADAC Formel 4 powered by Abarth	6	1:27.722	0.295	0.001	151,7	12:25:41
6	1 Neuhauser Racing K.Schramm(DEU)	ADAC Formel 4 powered by Abarth	9	1:27.773	0.346	0.051	151,6	12:31:57
7	6 ADAC Berlin-Brandenburg e.V. M.Ortmann(DEU)	ADAC Formel 4 powered by Abarth	9	1:27.904	0.477	0.131	151,4	12:32:50
8	2 Neuhauser Racing T.Zimmermann(DEU)	ADAC Formel 4 powered by Abarth	10	1:27.931	0.504	0.027	151,3	12:33:21
9	4 ADAC Berlin-Brandenburg e.V. R.Shwartzman(ITA)	ADAC Formel 4 powered by Abarth	9	1:27.958	0.531	0.027	151,3	12:33:20
10	26 Van Amersfoort Racing H.Newey(GBR)	ADAC Formel 4 powered by Abarth	14	1:27.977	0.550	0.019	151,2	12:42:26
11	8 Motopark J.Fittje(DEU)	ADAC Formel 4 powered by Abarth	10	1:28.100	0.673	0.123	151,0	12:31:24
12	10 Motopark M.Waldherr(DEU)	ADAC Formel 4 powered by Abarth	5	1:28.153	0.726	0.053	150,9	12:24:36
13	99 Prema Powerteam SRL A.Ralf(EST)	ADAC Formel 4 powered by Abarth	4	1:28.166	0.739	0.013	150,9	12:22:10
14	12 ADAC Berlin-Brandenburg e.V. T.Preining(AUT)	ADAC Formel 4 powered by Abarth	9	1:28.186	0.759	0.020	150,9	12:32:58
15	19 SMG Swiss Motorsport Group M.Drudi(ITA)	ADAC Formel 4 powered by Abarth	8	1:28.187	0.760	0.001	150,9	12:31:42
16	16 Jenzer Motorsport M.Böckmann(DEU)	ADAC Formel 4 powered by Abarth	8	1:28.286	0.859	0.099	150,7	12:27:41
17	3 ADAC Berlin-Brandenburg e.V. B.Mazatis(DEU)	ADAC Formel 4 powered by Abarth	9	1:28.366	0.939	0.080	150,6	12:32:07
18	18 SMG Swiss Motorsport Group G.Maggi(DEU)	ADAC Formel 4 powered by Abarth	8	1:28.399	0.972	0.033	150,5	12:32:44
19	20 SMG Swiss Motorsport Group N.Rogivue(DEU)	ADAC Formel 4 powered by Abarth	13	1:28.416	0.989	0.017	150,5	12:42:28
20	33 RS-Competition J.Jonck(DNK)	ADAC Formel 4 powered by Abarth	6	1:28.425	0.998	0.009	150,5	12:25:02
21	44 RS Competition G.Rupp(DEU)	ADAC Formel 4 powered by Abarth	10	1:28.571	1.144	0.146	150,2	12:30:54
22	77 Job van Uitert J.Van Uitert(NLD)	ADAC Formel 4 powered by Abarth	10	1:28.615	1.188	0.044	150,2	12:30:31
23	9 Motopark J.Cecotto(DEU)	ADAC Formel 4 powered by Abarth	6	1:28.661	1.234	0.046	150,1	12:25:52
24	31 Team Scheider Y.Shlom(ITA)	ADAC Formel 4 powered by Abarth	10	1:28.671	1.244	0.010	150,1	12:31:19
25	24 Robin Brezina R.Brezina(DEU)	ADAC Formel 4 powered by Abarth	12	1:28.727	1.300	0.056	150,0	12:42:43



# ADAC Formel 4

## Result List Free Practice 2



Provisional

**DMSB** Reg. Nr.: 104/2015  
Deutscher Motor Sport Bund e.V.



Oschersleben, Length: 3696 m

Air temperature: 21.1°C

Track temperature: 29.4°C

Weather condition: Dry

Friday 24.4.2015 12:15

started : 38      classified : 38      not classified : 0

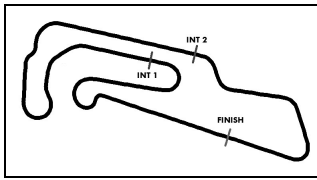
Competitor Drivers	Sponsor Car	Lap	Best Time	Gap	Diff	Kph	Day Time
26 34 <b>Team piroports</b> T.Wolf(DEU)	ADAC Formel 4 powered by Abarth	13	<b>1:28.734</b>	1.307	0.007	149,9	12:42:24
27 66 <b>Lechner Racing</b> M.Lenerz(DEU)	ADAC Formel 4 powered by Abarth	6	<b>1:28.792</b>	1.365	0.058	149,9	12:24:39
28 22 <b>Lechner Racing</b> F.Janits(DEU)	ADAC Formel 4 powered by Abarth	4	<b>1:28.843</b>	1.416	0.051	149,8	12:22:39
29 32 <b>Prema Powerteam SRL</b> Z.Guan Yu(ITA)	ADAC Formel 4 powered by Abarth	8	<b>1:28.971</b>	1.544	0.128	149,5	12:28:13
30 13 <b>Team piroports</b> C.Piro(DEU)	ADAC Formel 4 powered by Abarth	10	<b>1:29.020</b>	1.593	0.049	149,5	12:32:48
31 15 <b>Jenzer Motorsport</b> D.Kolkmann(DEU)	ADAC Formel 4 powered by Abarth	9	<b>1:29.080</b>	1.653	0.060	149,4	12:29:15
32 11 <b>Team Scheider</b> L.Wippersteg(DEU)	ADAC Formel 4 powered by Abarth	12	<b>1:29.088</b>	1.661	0.008	149,4	12:42:06
33 23 <b>Race Performance</b> A.Valente(DEU)	ADAC Formel 4 powered by Abarth	7	<b>1:29.264</b>	1.837	0.176	149,1	12:25:49
34 46 <b>Team Scheider</b> M.Auricchio(DEU)	ADAC Formel 4 powered by Abarth	7	<b>1:29.485</b>	2.058	0.221	148,7	12:28:33
35 38 <b>Liqui Moly Team Engstler</b> L.Engstler(DEU)	ADAC Formel 4 powered by Abarth	5	<b>1:29.951</b>	2.524	0.466	147,9	12:23:00
36 14 <b>Jenzer Motorsport GmbH</b> M.Müller-Crepon(DEU)	ADAC Formel 4 powered by Abarth	13	<b>1:29.993</b>	2.566	0.042	147,9	12:42:35
37 21 <b>Liqui Moly Team Engstler</b> M.Halder(DEU)	ADAC Formel 4 powered by Abarth	8	<b>1:32.084</b>	4.657	2.091	144,5	12:28:11
38 55 <b>Race Performance</b> M.Niederhauser(DEU)	ADAC Formel 4 powered by Abarth	10	<b>1:32.394</b>	4.967	0.310	144,0	12:31:10

**Subject to final scrutineering!**

Publications Time:

Clerk of the course:

Time Keeping:



# ADAC Formel 4

## Lap analysis Free Practice 2



Provisional

**DMSB** Reg. Nr.: 104/2015  
Deutscher Motor Sport Bund e.V.



Oschersleben, Length: 3696 m  
 Air temperature: 21.1°C  
 Track temperature: 29.4°C  
 Weather condition: Dry

Friday 24.4.2015 12:15

Lap	Time	SE1	SP1	SE2	SP2	SE3	SP3	TSP	Lap	Time	SE1	SP1	SE2	SP2	SE3	SP3	TSP
<b>1 Kim Luis Schramm, DEU ,</b>									<b>theoretical besttime: 1:27.684</b>								
1	1:52.144	52.088	152	32.387	168	27.669	174		8	1:32.586	36.459	169	30.803	168	25.324	179	189
2	1:32.275	35.752	172	30.254	196	26.269	178	205	<b>9</b>	<b>1:27.773</b>	<b>33.843</b>	<b>174</b>	29.594	201	<b>24.336</b>	180	207
3	1:28.435	34.322	173	29.564	<b>202</b>	24.549	177	207	10	1:47.381	33.926	173	29.515	199	43.940		210
4	1:28.927	34.205	171	30.094	200	24.628	<b>180</b>	209	11	7:05.243	6:08.867	164	31.060	194	25.316	178	
5	1:47.081	34.060	173	29.626	201	43.395		<b>212</b>	12	1:28.524	34.004	174	<b>29.505</b>	201	25.015	178	205
6	4:13.858	3:13.218	164	32.899	180	27.741	168		13	2:02.468	33.949	173	29.552	201	58.967		207
7	1:34.759	37.184	158	31.776	189	25.799	177	179									

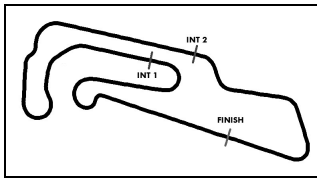
<b>2 Tim Zimmermann, DEU ,</b>									<b>theoretical besttime: 1:27.889</b>								
1	1:51.027	51.720	163	32.556	170	26.751	172		8	1:30.818	35.674	173	30.172	179	24.972	177	206
2	1:31.598	36.664	171	30.051	199	24.883	176	165	9	1:28.208	34.201	173	29.627	201	<b>24.380</b>	<b>177</b>	206
3	1:28.966	34.389	173	29.569	<b>203</b>	25.008	175	206	<b>10</b>	<b>1:27.931</b>	<b>34.008</b>	173	<b>29.501</b>	201	24.422	<b>177</b>	<b>206</b>
4	1:28.512	34.177	<b>174</b>	29.682	199	24.653	176	<b>206</b>	11	2:06.478	39.216	170	32.777	165	54.485		158
5	1:48.234	34.181	173	29.892	199	44.161		206	12	5:35.794	4:39.831	169	30.867	176	25.096	176	
6	4:12.351	3:08.948	150	36.023	177	27.380	174		13	1:28.189	34.013	173	29.593	200	24.583	176	204
7	1:34.065	37.010	170	31.467	198	25.588	177	189	14	2:04.429	34.158	173	34.271	165	56.000		204

<b>3 Benjamin Mazatis, DEU ,</b>									<b>theoretical besttime: 1:28.153</b>								
1	2:35.213	1:29.807	131	36.980	176	28.426	174		8	1:29.511	34.307	173	30.335	199	24.869	180	207
2	1:34.140	37.068	169	31.420	198	25.652	179	200	<b>9</b>	<b>1:28.366</b>	34.196	173	<b>29.489</b>	200	<b>24.681</b>	178	207
3	1:30.506	35.420	174	30.046	199	25.040	180	207	10	1:46.129	34.015	173	30.426	195	41.688		207
4	1:28.865	34.272	174	29.735	201	24.858	177	<b>209</b>	11	7:14.676	6:19.325	171	30.363	200	24.988	179	
5	1:45.911	34.424	172	30.184	198	41.303		208	12	1:28.793	<b>33.983</b>	<b>174</b>	29.813	<b>201</b>	24.997	<b>181</b>	207
6	3:41.820	2:40.779	150	33.598	167	27.443	174		13	2:04.107	34.223	172	31.127	177	58.757		208
7	1:32.634	36.153	171	30.886	183	25.595	180	205									

<b>4 Robert Shwartzman, ITA ,</b>									<b>theoretical besttime: 1:27.958</b>								
1	2:27.450	1:28.322	165	32.970	192	26.158	172		8	1:28.325	34.066	174	29.726	201	24.533	179	206
2	1:31.199	35.686	167	30.325	195	25.188	178	196	<b>9</b>	<b>1:27.958</b>	<b>33.994</b>	<b>175</b>	<b>29.548</b>	202	<b>24.416</b>	179	206
3	1:29.303	34.596	174	29.896	200	24.811	179	206	10	2:06.420	37.510	170	33.159	162	55.751		193
4	1:51.338	35.109	158	31.513	199	44.716		<b>209</b>	11	6:03.134	5:04.267	167	33.105	160	25.762	178	
5	5:01.813	3:58.865	160	35.856	176	27.092	166		12	1:29.564	34.007	173	29.625	<b>202</b>	25.932	179	206
6	1:33.759	37.492	166	31.062	197	25.205	<b>180</b>	172	13	1:59.517	39.873	100	33.719	198	45.925		208
7	1:28.951	34.241	174	30.081	199	24.629	179	207									

<b>6 Mike David Ortmann, DEU ,</b>									<b>theoretical besttime: 1:27.854</b>								
1	2:11.686	1:12.634	169	32.909	154	26.143	178		8	1:29.754	34.034	174	29.844	199	25.876	179	209
2	1:31.778	35.448	172	30.882	199	25.448	178	208	<b>9</b>	<b>1:27.904</b>	33.873	174	<b>29.644</b>	<b>202</b>	<b>24.387</b>	<b>180</b>	207
3	1:37.421	39.043	103	33.561	200	24.817	179	207	10	2:06.463	43.140	169	34.265	165	49.058		208
4	1:30.347	34.146	<b>175</b>	29.892	202	26.309	179	208	11	6:13.491	5:16.065	172	32.223	183	25.203	178	
5	1:49.591	34.791	175	30.575	202	44.225		<b>209</b>	12	1:28.575	34.232	174	29.749	201	24.594	179	206
6	4:42.988	3:42.078	169	32.884	190	28.026	178		13	2:05.977	<b>33.823</b>	172	31.405	161	1:00.749		208
7	1:29.066	34.585	174	29.851	200	24.630	179	204									

<b>7 Joel Eriksson, SWE ,</b>									<b>theoretical besttime: 1:27.534</b>								
1	5:59.657	4:56.779	141	35.576	148	27.302	173		8	1:30.331	33.987	173	29.628	201	26.716	163	208
2	1:34.115	36.171	160	32.241	149	25.703	174	175	9	1:44.369	41.693	126	37.903	172	24.773	179	164
3	1:33.180	36.011	151	32.321	150	24.848	178	172	10	2:02.203	36.346	155	36.714	156	49.143		207
4	1:27.652	<b>33.799</b>	175	29.535	202	<b>24.318</b>	178	209	11	5:25.305	4:29.204	170	30.779	198	25.322	177	
5	1:28.403	33.932	174	29.950	<b>204</b>	24.521	177	210	12	1:33.211	35.184	<b>175</b>	29.865	183	28.162	<b>179</b>	183
6	<b>1:27.629</b>	33.824	175	<b>29.417</b>	202	24.388	178	210	13	1:57.808	33.938	174	30.685	151	53.185		209
7	1:28.734	34.356	175	29.604	202	24.774	179	<b>210</b>									



# ADAC Formel 4

## Lap analysis Free Practice 2



Provisional

**DMSB** Reg. Nr.: 104/2015  
Deutscher Motor Sport Bund e.V.



Oschersleben, Length: 3696 m  
Air temperature: 21.1°C  
Track temperature: 29.4°C  
Weather condition: Dry

Friday 24.4.2015 12:15

Lap	Time	SE1	SP1	SE2	SP2	SE3	SP3	TSP	Lap	Time	SE1	SP1	SE2	SP2	SE3	SP3	TSP
<b>8 Jannes Fittje, DEU ,</b>									<b>theoretical besttime: 1:27.892</b>								
1	2:49.612	1:43.018	135	38.244	161	28.350	156		9	1:31.231	35.041	173	31.383	199	24.807	179	210
2	1:38.661	39.645	149	32.081	172	26.935	176	175	<b>10</b>	<b>1:28.100</b>	34.024	174	29.638	201	24.438	179	208
3	1:30.011	34.949	172	29.892	200	25.170	177	203	11	1:29.238	33.957	<b>175</b>	29.685	<b>203</b>	25.596	179	207
4	1:28.726	34.331	174	29.776	201	24.619	177	208	12	1:57.249	34.268	175	31.863	181	51.118		206
5	1:28.102	34.100	173	<b>29.584</b>	202	<b>24.418</b>	179	210	13	5:52.710	4:56.239	168	30.421	189	26.050	178	
6	1:33.909	<b>33.890</b>	174	32.986	166	27.033	<b>180</b>	<b>210</b>	14	1:28.880	34.148	174	29.739	202	24.993	178	207
7	1:28.133	33.923	175	29.710	202	24.500	178	209	15	1:58.708	34.179	173	29.658	203	54.871		208
8	1:28.204	33.955	175	29.676	199	24.573	179	209									

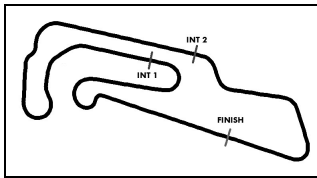
<b>9 Jonathan Cecotto, DEU ,</b>									<b>theoretical besttime: 1:28.560</b>								
1	3:23.011	2:21.177	168	34.341	163	27.493	178		9	1:28.987	34.038	176	30.123	202	24.826	178	211
2	1:32.902	36.004	167	31.369	200	25.529	180	207	10	1:28.982	34.106	176	30.095	203	24.781	179	209
3	1:30.077	34.562	176	30.427	203	25.088	180	211	11	1:29.261	34.446	175	30.080	203	24.735	179	209
4	1:28.960	34.159	176	30.002	202	24.799	180	212	12	2:05.946	36.883	173	33.432	147	55.631		175
5	1:28.933	33.934	176	30.091	201	24.908	179	210	13	5:21.708	4:24.559	168	31.575	181	25.574	179	
6	<b>1:28.661</b>	<b>33.928</b>	174	30.072	203	<b>24.661</b>	<b>181</b>	209	14	1:29.382	34.193	175	30.125	204	25.064	178	208
7	1:28.972	34.014	176	<b>29.971</b>	<b>204</b>	24.987	175	<b>212</b>	15	2:01.476	34.032	175	29.990	201	57.454		208
8	1:30.435	35.094	<b>177</b>	30.336	201	25.005	180	209									

<b>10 Michael Waldherr, DEU ,</b>									<b>theoretical besttime: 1:27.910</b>								
1	3:37.449	2:28.562	138	38.463	144	30.424	151		8	1:28.374	34.300	173	29.614	202	24.460	179	209
2	1:33.686	38.508	171	30.468	194	24.710	179	173	9	1:28.891	33.953	174	30.089	198	24.849	178	209
3	1:28.537	34.120	174	29.813	201	24.604	<b>179</b>	209	10	1:53.917	34.142	174	30.729	196	49.046		208
4	1:28.589	34.341	173	29.797	202	<b>24.451</b>	179	<b>211</b>	11	6:34.483	5:37.270	163	32.348	186	24.865	179	
5	<b>1:28.153</b>	34.069	174	<b>29.535</b>	203	24.549	178	209	12	1:28.642	34.107	174	29.680	<b>208</b>	24.855	178	207
6	2:02.747	34.101	<b>175</b>	30.066	201	58.580		210	13	2:02.124	<b>33.924</b>	173	30.021	171	58.179		208
7	2:43.892	1:45.920	165	32.842	181	25.130	178										

<b>11 Leon Wippersteg, DEU ,</b>									<b>theoretical besttime: 1:28.987</b>								
1	2:29.926	1:30.305	164	33.651	188	25.970	170		8	1:29.238	34.469	173	30.036	197	24.733	177	207
2	1:31.330	35.627	167	30.620	194	25.083	176	198	9	1:48.061	34.382	173	<b>29.985</b>	197	43.694		204
3	1:29.914	34.841	173	30.118	197	24.955	176	203	10	4:45.660	3:25.997	170	32.942	174	46.721		
4	1:29.670	34.543	173	30.107	197	25.020	<b>177</b>	205	11	6:02.047	5:06.651	172	30.260	199	25.136	177	
5	1:29.892	34.872	167	30.342	197	24.678	176	<b>208</b>	<b>12</b>	<b>1:29.088</b>	34.448	<b>173</b>	29.989	198	<b>24.651</b>	175	203
6	1:29.296	<b>34.351</b>	172	30.104	198	24.841	176	205	13	1:54.642	34.492	170	30.064	199	50.086		203
7	1:32.445	34.893	172	31.319	<b>199</b>	26.233	176	206									

<b>12 Thomas Preining, AUT ,</b>									<b>theoretical besttime: 1:28.133</b>								
1	2:10.013	1:11.456	165	32.239	193	26.318	176		8	1:29.237	34.261	<b>175</b>	29.967	200	25.009	<b>178</b>	206
2	1:32.370	35.238	170	31.073	162	26.059	177	204	<b>9</b>	<b>1:28.186</b>	<b>34.027</b>	174	29.661	199	<b>24.498</b>	177	205
3	1:31.807	34.924	171	30.144	<b>201</b>	26.739	177	<b>206</b>	10	2:00.040	35.986	166	34.099	156	49.955		205
4	1:29.286	34.371	173	29.986	198	24.929	177	<b>206</b>	11	6:19.032	5:21.308	170	31.007	199	26.717	177	
5	1:48.532	34.412	174	29.837	198	44.283		<b>206</b>	12	1:28.561	34.162	174	<b>29.608</b>	199	24.791	177	205
6	4:57.973	4:00.868	167	31.617	194	25.488	175		13	2:02.866	34.260	171	32.907	188	55.699		205
7	1:31.018	35.786	173	30.219	197	25.013	178	202									

<b>13 Cedric Piro, DEU ,</b>									<b>theoretical besttime: 1:28.817</b>								
1	2:04.034	1:02.512	160	33.863	195	27.659	175		8	1:52.599	35.051	<b>174</b>	30.000	199	47.548		207
2	1:32.713	36.007	170	30.839	198	25.867	175	204	9	3:20.185	2:25.185	172	30.231	200	24.769	177	
3	1:30.652	35.045	172	30.470	200	25.137	177	205	<b>10</b>	<b>1:29.020</b>	34.420	173	29.898	200	24.702	176	205
4	1:29.387	34.592	173	29.991	200	24.804	177	207	11	1:56.236	35.078	157	33.345	185	47.813		205
5	1:29.085	34.583	173	<b>29.883</b>	200	<b>24.619</b>	177	206	12	6:41.124	5:44.389	170	31.112	200	25.623	175	
6	1:29.520	34.373	173	29.941	<b>201</b>	25.206	177	207	13	1:29.272	34.610	172	29.908	199	24.754	177	204
7	1:30.992	34.913	173	30.443	193	25.636	<b>178</b>	<b>207</b>	14	2:00.179	<b>34.315</b>	173	32.015	171	53.849		205



# ADAC Formel 4

## Lap analysis Free Practice 2



Provisional

**DMSB** Reg. Nr.: 104/2015  
Deutscher Motor Sport Bund e.V.



Oschersleben, Length: 3696 m  
 Air temperature: 21.1°C  
 Track temperature: 29.4°C  
 Weather condition: Dry

Friday 24.4.2015 12:15

Lap	Time	SE1	SP1	SE2	SP2	SE3	SP3	TSP	Lap	Time	SE1	SP1	SE2	SP2	SE3	SP3	TSP
<b>14</b>	Moritz Müller-Crepon, DEU ,								<b>theoretical besttime: 1:29.957</b>								
1	2:11.194	1:08.312	154	35.178	173	27.704	174		8	1:30.477	34.959	172	30.345	197	<b>25.173</b>	<b>177</b>	206
2	1:34.354	37.216	172	31.141	<b>198</b>	25.997	176	190	9	1:49.851	34.715	173	30.295	198	44.841		207
3	1:32.490	35.426	171	31.410	195	25.654	175	206	10	3:32.029	2:36.132	171	30.633	198	25.264	176	
4	1:32.182	34.997	<b>173</b>	31.313	198	25.872	176	206	11	2:04.015	35.060	172	36.076	151	52.879		204
5	1:31.752	35.289	171	30.660	197	25.803	177	205	12	5:44.169	4:47.299	170	30.952	171	25.918	173	
6	1:30.968	34.998	172	30.663	197	25.307	177	<b>207</b>	<b>13</b>	<b>1:29.993</b>	<b>34.509</b>	173	<b>30.275</b>	197	25.209	177	202
7	1:31.660	35.958	171	30.491	198	25.211	175	206	14	2:03.348	34.772	171	31.277	174	57.299		205

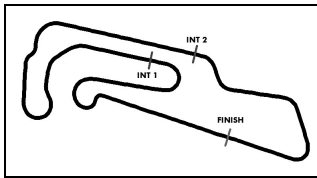
<b>15</b>	David Kolkmann, DEU ,								<b>theoretical besttime: 1:29.080</b>								
1	2:04.704	1:01.119	147	34.747	176	28.838	169		8	1:29.648	34.613	172	30.224	197	24.811	178	206
2	1:35.498	36.865	167	32.046	186	26.587	170	186	<b>9</b>	<b>1:29.080</b>	<b>34.446</b>	<b>173</b>	<b>29.994</b>	198	<b>24.640</b>	177	205
3	1:35.447	37.755	172	32.046	198	25.646	177	194	10	1:50.253	34.846	172	30.183	198	45.224		205
4	1:30.868	35.172	173	30.457	198	25.239	177	206	11	10:00.427	9:04.016	167	31.111	191	25.300	178	
5	1:30.001	34.916	173	30.225	198	24.860	178	205	12	1:31.833	34.751	<b>173</b>	30.278	<b>199</b>	26.804	<b>178</b>	204
6	1:29.687	34.607	173	30.119	198	24.961	178	<b>207</b>	13	2:04.739	34.567	173	30.493	177	59.679		206
7	1:30.012	34.648	172	30.196	197	25.168	178	205									

<b>16</b>	Marek Böckmann, DEU ,								<b>theoretical besttime: 1:28.112</b>								
1	2:03.637	1:00.624	154	34.657	183	28.356	175		<b>8</b>	<b>1:28.286</b>	<b>34.070</b>	<b>175</b>	<b>29.590</b>	200	24.626	179	208
2	1:35.303	36.911	171	31.699	195	26.693	177	195	9	1:28.795	34.289	175	29.876	201	24.630	<b>179</b>	208
3	1:30.593	35.228	172	30.238	200	25.127	178	207	10	1:56.346	40.867	172	30.996	201	44.483		<b>210</b>
4	1:28.799	34.205	174	29.972	200	24.622	179	208	11	9:47.341	8:51.444	173	30.148	202	25.749	178	
5	1:37.360	41.787	172	30.768	201	24.805	179	209	12	1:28.971	34.554	174	29.899	201	24.518	179	206
6	1:28.556	34.245	174	29.759	199	24.552	179	208	13	2:06.022	34.496	174	30.368	<b>204</b>	1:01.158		209
7	1:28.461	34.230	173	29.779	199	<b>24.452</b>	179	208									

<b>18</b>	Giorgio Maggi, DEU ,								<b>theoretical besttime: 1:28.054</b>								
1	1:57.339	56.729	164	34.222	194	26.388	176		7	1:29.478	35.030	171	29.991	198	24.457	178	205
2	1:31.881	34.848	172	31.173	200	25.860	179	204	<b>8</b>	<b>1:28.399</b>	34.252	171	<b>29.708</b>	199	<b>24.439</b>	178	206
3	1:28.788	34.362	172	29.826	<b>201</b>	24.600	179	<b>211</b>	9	1:55.814	34.290	171	33.110	171	48.414		206
4	1:29.072	34.153	<b>174</b>	29.966	201	24.953	<b>179</b>	209	10	6:10.454	5:14.395	171	30.720	191	25.339	178	
5	1:49.322	34.353	173	30.371	197	44.598		209	11	1:29.202	34.067	174	29.813	200	25.322	179	208
6	6:30.411	5:28.001	152	34.948	150	27.462	177		12	2:02.961	<b>33.907</b>	172	30.000	201	59.054		208

<b>19</b>	Mattia Drudi, ITA ,								<b>theoretical besttime: 1:27.879</b>								
1	1:56.601	55.719	168	34.924	194	25.958	177		<b>8</b>	<b>1:28.187</b>	34.093	175	29.621	201	24.473	179	208
2	1:31.441	34.664	174	31.491	200	25.286	178	206	9	1:28.425	34.048	174	29.764	201	24.613	179	207
3	1:51.726	34.627	<b>175</b>	29.991	<b>203</b>	47.108		209	10	2:00.117	38.594	156	35.469	182	46.054		194
4	5:24.609	4:23.835	161	34.071	171	26.703	162		11	5:41.106	4:45.674	173	30.365	200	25.067	<b>180</b>	
5	1:33.058	36.309	173	32.046	195	24.703	180	181	12	1:29.150	34.036	175	<b>29.506</b>	202	25.608	179	207
6	1:28.416	34.156	175	29.743	199	24.517	179	208	13	2:03.874	<b>33.952</b>	174	29.651	202	1:00.271		<b>209</b>
7	1:28.325	34.159	173	29.745	200	<b>24.421</b>	179	208									

<b>20</b>	Nikolaj Rogivue, DEU ,								<b>theoretical besttime: 1:28.416</b>								
1	2:04.364	1:01.807	152	34.487	172	28.070	170		8	1:51.661	34.268	172	29.864	198	47.529		<b>210</b>
2	1:35.068	36.372	171	31.808	200	26.888	176	193	9	3:47.313	2:51.981	171	30.316	200	25.016	176	
3	1:30.562	35.085	173	30.619	199	24.858	179	206	10	1:29.297	34.602	174	29.939	199	24.756	177	205
4	1:29.232	34.332	174	30.237	200	24.663	178	210	11	2:03.494	36.384	157	36.255	155	50.855		207
5	1:29.609	34.269	172	30.479	174	24.861	<b>179</b>	208	12	5:41.115	4:45.646	168	30.461	198	25.008	178	
6	1:28.545	34.133	<b>175</b>	29.870	201	24.542	178	209	<b>13</b>	<b>1:28.416</b>	<b>34.106</b>	174	<b>29.840</b>	<b>202</b>	<b>24.470</b>	177	206
7	1:29.306	34.195	174	29.968	200	25.143	179	208	14	2:07.077	34.256	174	30.356	191	1:02.465		208



# ADAC Formel 4

## Lap analysis Free Practice 2



Provisional

**DMSB** Deutscher Motor Sport Bund e.V. Reg. Nr.: 104/2015



Oschersleben, Length: 3696 m  
 Air temperature: 21.1°C  
 Track temperature: 29.4°C  
 Weather condition: Dry

Friday 24.4.2015 12:15

Lap	Time	SE1	SP1	SE2	SP2	SE3	SP3	TSP	Lap	Time	SE1	SP1	SE2	SP2	SE3	SP3	TSP
<b>21</b>	Michelle Halder, DEU ,								<b>theoretical besttime: 1:32.033</b>								
1	2:17.254	1:12.957	145	35.403	187	28.894	174		<b>8</b>	<b>1:32.084</b>	<b>35.042</b>	172	<b>31.031</b>	199	26.011	<b>179</b>	206
2	1:35.344	36.475	170	31.892	198	26.977	176	201	9	1:53.054	35.050	<b>173</b>	31.190	197	46.814		207
3	1:34.684	35.579	172	31.438	198	27.667	177	206	10	2:49.897	1:52.159	172	31.064	198	26.674	177	
4	1:33.226	35.347	171	31.281	<b>199</b>	26.598	177	<b>208</b>	11	2:01.367	36.281	149	35.758	172	49.328		205
5	1:33.989	36.224	171	31.229	197	26.536	176	206	12	6:29.791	5:30.278	169	32.204	196	27.309	175	
6	1:32.596	35.394	172	31.150	198	26.052	177	207	13	1:32.975	35.365	173	31.150	198	26.460	175	203
7	1:32.601	35.492	172	31.149	198	<b>25.960</b>	178	206	14	2:04.848	40.665	105	34.924	192	49.259		204

<b>22</b>	Florian Janits, DEU ,								<b>theoretical besttime: 1:28.593</b>								
1	3:08.641	2:09.298	167	33.038	167	26.305	152		6	6:11.564	5:16.412	168	30.309	198	24.843	176	
2	1:32.208	36.928	171	30.352	183	24.928	<b>176</b>	174	7	1:28.939	34.393	171	29.920	197	24.626	175	203
3	1:29.411	35.005	172	<b>29.749</b>	<b>200</b>	24.657	176	<b>205</b>	8	6:59.667	34.539	171	5:35.143	189	49.985		203
4	<b>1:28.843</b>	34.483	<b>172</b>	29.839	198	<b>24.521</b>	175	204	9	2:48.737	1:53.137	170	30.719	199	24.881	175	
5	1:50.954	34.532	171	30.035	197	46.387		205	10	1:52.424	<b>34.323</b>	171	29.929	198	48.172		204

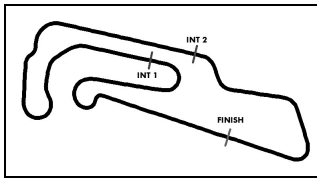
<b>23</b>	Alain Valente, DEU ,								<b>theoretical besttime: 1:29.115</b>								
1	1:47.260	45.243	145	34.465	140	27.552	145		6	1:29.280	34.419	172	<b>29.952</b>	199	24.909	177	206
2	1:33.824	37.635	169	30.650	196	25.539	176	175	7	<b>1:29.264</b>	<b>34.395</b>	170	30.080	198	24.789	178	206
3	1:30.657	34.929	172	30.233	198	25.495	<b>178</b>	204	8	1:30.502	34.396	172	30.285	191	25.821	177	207
4	1:29.819	34.875	172	30.112	199	24.832	177	<b>208</b>	9	1:29.353	34.582	172	<b>29.952</b>	200	24.819	<b>178</b>	206
5	1:29.419	34.657	172	29.994	<b>201</b>	<b>24.768</b>	177	207	10	1:48.347	34.404	<b>173</b>	30.007	199	43.936		207

<b>24</b>	Robin Brezina, DEU ,								<b>theoretical besttime: 1:28.632</b>								
1	2:17.716	1:16.217	165	33.542	192	27.957	172		8	3:45.926	2:50.931	174	30.221	199	24.774	180	
2	1:34.495	36.370	167	31.932	198	26.193	176	203	9	1:29.281	34.330	173	29.860	201	25.091	177	207
3	1:30.010	34.789	172	30.182	201	25.039	178	206	10	1:51.097	34.774	175	<b>29.780</b>	201	46.543		207
4	1:29.636	34.394	175	30.102	199	25.140	<b>181</b>	208	11	7:25.801	6:30.261	170	30.641	199	24.899	179	
5	1:30.534	34.994	<b>175</b>	30.139	<b>204</b>	25.401	180	211	12	<b>1:28.727</b>	<b>34.142</b>	174	29.875	200	<b>24.710</b>	179	206
6	1:30.883	34.885	173	30.532	202	25.466	180	<b>212</b>	13	2:03.492	35.840	142	33.914	181	53.738		207
7	1:49.055	34.647	174	30.029	201	44.379		212									

<b>25</b>	Mick Schumacher, DEU ,								<b>theoretical besttime: 1:27.567</b>								
1	1:54.388	53.825	167	34.146	190	26.417	172		9	1:28.236	<b>33.847</b>	175	29.793	199	24.596	178	208
2	1:52.571	35.427	172	32.151	191	44.993		198	<b>10</b>	<b>1:27.721</b>	33.850	174	29.579	<b>202</b>	24.292	178	208
3	2:16.961	1:21.086	170	30.682	197	25.193	178		11	1:31.842	34.657	136	32.467	199	24.718	178	209
4	1:41.850	41.620	70	35.686	198	24.544	<b>179</b>	<b>209</b>	12	1:59.317	37.968	160	35.729	166	45.620		207
5	1:31.301	36.465	152	30.183	200	24.653	177	209	13	6:12.308	5:15.329	174	31.994	197	24.985	177	
6	1:27.904	34.184	174	<b>29.451</b>	202	<b>24.269</b>	179	208	14	1:28.329	34.180	175	29.715	202	24.434	179	206
7	1:29.462	33.861	<b>175</b>	31.111	195	24.490	178	208	15	1:59.997	35.644	143	33.579	167	50.774		208
8	1:28.195	33.955	174	29.704	200	24.536	179	207									

<b>26</b>	Harrison Newey, GBR ,								<b>theoretical besttime: 1:27.855</b>								
1	2:17.372	54.984	149	34.995	177	47.393			9	1:28.146	34.099	175	<b>29.493</b>	201	24.554	178	208
2	2:02.838	1:06.007	167	31.456	191	25.375	169		10	1:28.601	34.074	175	29.811	<b>203</b>	24.716	<b>179</b>	209
3	1:32.494	36.022	171	31.265	190	25.207	171	196	11	1:28.682	34.230	<b>176</b>	29.695	203	24.757	177	<b>209</b>
4	1:35.505	36.808	127	33.208	163	25.489	176	193	12	1:56.526	35.232	138	33.195	188	48.099		208
5	1:28.805	34.270	174	29.808	197	24.727	177	206	13	6:13.397	5:17.701	170	30.096	193	25.600	178	
6	1:29.035	34.762	174	29.555	202	24.718	178	208	<b>14</b>	<b>1:27.977</b>	34.065	174	29.519	201	<b>24.393</b>	177	205
7	1:28.944	34.149	174	30.018	195	24.777	177	208	15	2:05.663	<b>33.969</b>	174	30.929	196	1:00.765		207
8	1:28.518	34.157	175	29.573	200	24.788	178	206									

<b>27</b>	Marvin Dienst, DEU ,								<b>theoretical besttime: 1:27.516</b>								
1	3:06.684	2:04.843	138	34.754	140	27.087	168		6	1:47.832	34.068	173	29.513	198	44.251		206
2	1:32.073	37.204	163	30.183	196	24.686	176	175	7	6:13.916	5:14.370	147	33.589	151	25.957	171	
3	1:27.929	34.199	173	<b>29.278</b>	200	24.452	<b>178</b>	205	8	1:57.150	38.043	170	31.264	154	47.843		172
4	<b>1:27.547</b>	<b>33.905</b>	<b>174</b>	29.309	199	<b>24.333</b>	177	<b>207</b>	9	7:51.957	6:57.831	169	29.674	<b>200</b>	24.452	176	
5	1:37.012	34.030	<b>174</b>	33.033	122	29.949	177	206	10	1:52.169	34.063	172	29.336	199	48.770		204



# ADAC Formel 4

## Lap analysis Free Practice 2



Provisional

**DMSB** Reg. Nr.: 104/2015  
Deutscher Motor Sport Bund e.V.



Oschersleben, Length: 3696 m  
 Air temperature: 21.1°C  
 Track temperature: 29.4°C  
 Weather condition: Dry

Friday 24.4.2015 12:15

Lap	Time	SE1	SP1	SE2	SP2	SE3	SP3	TSP	Lap	Time	SE1	SP1	SE2	SP2	SE3	SP3	TSP
-----	------	-----	-----	-----	-----	-----	-----	-----	-----	------	-----	-----	-----	-----	-----	-----	-----

**28** Janneau Esmeijer, NLD , **theoretical besttime: 1:27.550**

1	3:04.763	2:02.850	132	35.421	126	26.492	152		7	1:46.200	34.228	174	29.468	200	42.504		206
2	1:31.609	37.092	171	29.858	199	24.659	176	145	8	4:09.936	3:06.482	113	38.173	188	25.281	176	
3	1:28.395	34.330	173	29.558	199	24.507	<b>178</b>	206	9	1:28.041	34.397	<b>174</b>	29.318	201	<b>24.326</b>	177	204
4	1:40.327	40.812	108	35.049	199	24.466	177	<b>209</b>	10	2:00.868	35.065	172	35.910	159	49.893		205
5	1:28.506	34.255	172	29.810	197	24.441	177	206	11	6:46.866	5:52.768	172	29.669	200	24.429	177	
6	<b>1:27.722</b>	33.979	173	29.398	200	24.345	177	207	12	1:50.437	<b>33.955</b>	173	<b>29.269</b>	<b>201</b>	47.213		205

**31** Yan Leon Shlom, ITA , **theoretical besttime: 1:28.597**

1	2:51.310	1:50.244	165	33.547	171	27.519	172		8	1:29.872	34.873	175	30.011	200	24.988	180	206
2	1:32.448	36.406	164	30.704	197	25.338	178	200	9	1:28.703	<b>34.154</b>	175	29.845	200	24.704	178	209
3	1:30.867	34.675	174	31.227	199	24.965	179	206	<b>10</b>	<b>1:28.671</b>	34.222	175	<b>29.780</b>	202	24.669	<b>181</b>	208
4	1:30.143	34.938	164	30.262	201	24.943	177	207	11	1:29.433	34.258	<b>176</b>	29.790	<b>203</b>	25.385	179	<b>210</b>
5	1:29.300	34.380	172	30.100	201	24.820	178	207	12	1:57.655	35.655	126	33.441	165	48.559		210
6	1:28.867	34.358	173	29.846	201	<b>24.663</b>	179	209	13	6:07.023	5:11.962	173	30.060	203	25.001	180	
7	1:29.618	34.276	174	30.255	198	25.087	178	208	14	1:29.269	34.546	175	30.009	203	24.714	180	209

**32** Zhou Guan Yu, ITA , **theoretical besttime: 1:28.761**

1	2:22.026	1:20.037	146	33.685	184	28.304	157		9	1:30.286	34.196	173	30.628	200	25.462	175	210
2	1:33.716	37.021	166	31.544	188	25.151	180	195	10	1:29.380	34.416	171	30.081	201	24.883	180	208
3	1:30.654	34.300	<b>175</b>	<b>29.909</b>	<b>205</b>	26.445	179	210	11	1:29.255	34.146	173	30.212	203	24.897	175	209
4	1:30.518	34.141	173	31.101	199	25.276	180	207	12	1:56.849	34.186	174	34.420	180	48.243		208
5	1:29.476	34.585	168	30.121	199	<b>24.770</b>	180	210	13	7:03.467	6:04.987	172	32.645	144	25.835	175	
6	1:30.919	34.369	172	30.165	201	26.385	146	<b>214</b>	14	1:29.606	<b>34.082</b>	174	30.545	198	24.979	179	206
7	1:46.985	44.797	124	36.946	194	25.242	181	139	15	1:58.157	35.678	170	32.788	190	49.691		205
8	<b>1:28.971</b>	34.103	174	30.096	200	24.772	<b>181</b>	210									

**33** Jan Jonck, DNK , **theoretical besttime: 1:28.275**

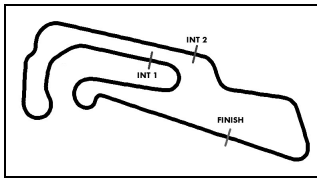
1	2:26.411	1:25.996	149	33.555	189	26.860	169		8	1:34.334	37.347	165	32.044	197	24.943	<b>177</b>	190
2	1:33.679	37.593	162	31.028	192	25.058	176	197	9	1:28.877	34.341	171	29.795	196	24.741	175	204
3	1:28.731	34.468	<b>173</b>	29.754	<b>199</b>	24.509	176	204	10	1:28.425	<b>34.188</b>	171	29.835	197	<b>24.402</b>	176	205
4	1:35.534	38.063	149	32.423	184	25.048	176	<b>207</b>	11	1:48.906	34.254	172	29.736	197	44.916		203
5	1:29.854	34.408	172	29.706	198	25.740	175	204	12	7:40.524	6:45.997	169	29.968	198	24.559	175	
6	<b>1:28.425</b>	34.254	172	<b>29.685</b>	198	24.486	176	204	13	1:29.252	34.406	172	29.925	198	24.921	175	202
7	1:31.002	34.253	172	29.940	198	26.809	166	205	14	2:02.834	37.610	140	31.775	199	53.449		203

**34** Toni Wolf, DEU , **theoretical besttime: 1:28.442**

1	2:08.356	1:04.497	148	35.686	152	28.173	158		8	1:28.876	<b>34.159</b>	174	29.747	202	24.970	180	209
2	1:37.206	37.897	164	32.040	165	27.269	153	160	9	1:29.932	34.334	173	30.612	198	24.986	180	209
3	1:33.449	36.892	152	31.158	203	25.399	179	194	10	1:29.146	34.326	173	29.833	<b>205</b>	24.987	180	209
4	1:31.810	34.605	175	30.899	204	26.306	177	<b>211</b>	11	1:47.706	34.393	174	30.478	200	42.835		208
5	1:30.615	34.910	174	30.498	203	25.207	178	210	12	8:20.656	7:25.466	172	30.414	200	24.776	180	
6	1:28.863	34.512	174	29.717	202	24.634	179	208	<b>13</b>	<b>1:28.734</b>	34.238	<b>176</b>	<b>29.708</b>	204	24.788	180	207
7	1:28.827	34.432	175	29.820	200	<b>24.575</b>	<b>181</b>	208	14	2:05.895	34.272	174	29.790	204	1:01.833		210

**36** Joseph Mawson, DEU , **theoretical besttime: 1:27.295**

1	2:52.586	1:46.617	166	36.082	155	29.887	154		8	1:27.996	33.834	175	29.687	200	24.475	179	211
2	1:38.067	39.391	146	32.617	174	26.059	169	167	9	1:27.653	33.802	173	<b>29.422</b>	200	24.429	176	207
3	1:31.330	35.023	172	30.793	178	25.514	178	199	10	1:48.656	35.039	174	29.717	202	43.900		197
4	1:27.628	33.946	<b>175</b>	29.506	200	<b>24.176</b>	178	207	11	9:46.646	8:50.889	170	30.607	<b>204</b>	25.150	178	
5	1:27.639	33.924	174	29.425	200	24.290	179	207	12	1:27.612	33.869	174	29.504	201	24.239	178	206
6	1:28.167	33.925	173	29.982	197	24.260	178	<b>211</b>	13	2:01.204	35.353	138	33.761	175	52.090		207
7	<b>1:27.427</b>	<b>33.697</b>	174	29.435	201	24.295	<b>180</b>	207									



# ADAC Formel 4

## Lap analysis Free Practice 2



Provisional

**DMSB** Deutscher Motor Sport Bund e.V. Reg. Nr.: 104/2015



Oschersleben, Length: 3696 m  
 Air temperature: 21.1°C  
 Track temperature: 29.4°C  
 Weather condition: Dry

Friday 24.4.2015 12:15

Lap	Time	SE1	SP1	SE2	SP2	SE3	SP3	TSP	Lap	Time	SE1	SP1	SE2	SP2	SE3	SP3	TSP
<b>38 Luca Engstler, DEU ,</b>									<b>theoretical besttime: 1:29.866</b>								
1	1:53.828	53.587	164	33.724	194	26.517	175		7	5:50.904	4:47.644	165	35.299	180	27.961	177	
2	1:35.142	35.826	171	33.001	193	26.315	178	204	8	1:33.654	37.002	170	31.348	199	25.304	177	204
3	1:31.125	35.389	171	30.470	199	25.266	177	206	9	1:53.543	34.823	172	31.212	195	47.508		206
4	1:30.696	34.880	172	30.794	198	25.022	177	206	10	6:35.317	5:38.471	170	31.224	196	25.622	<b>178</b>	
5	<b>1:29.951</b>	<b>34.555</b>	172	30.392	199	<b>25.004</b>	178	206	11	1:34.305	34.620	<b>173</b>	<b>30.307</b>	<b>200</b>	29.378	178	206
6	1:53.333	34.683	170	31.758	198	46.892		208	12	2:04.956	34.836	171	30.345	200	59.775		<b>208</b>

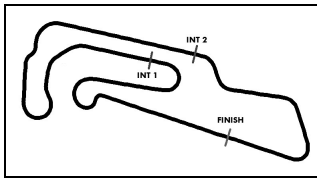
<b>44 Glenn Rupp, DEU ,</b>									<b>theoretical besttime: 1:28.366</b>								
1	2:19.125	1:14.261	146	36.630	154	28.234	169		9	1:28.952	34.312	175	29.967	200	24.673	178	208
2	1:34.759	37.208	166	31.970	193	25.581	178	198	<b>10</b>	<b>1:28.571</b>	34.196	172	<b>29.816</b>	200	<b>24.559</b>	177	207
3	1:33.035	35.126	173	30.872	<b>202</b>	27.037	177	208	11	1:28.715	34.171	174	29.899	200	24.645	177	206
4	1:30.376	34.678	174	30.516	199	25.182	179	209	12	2:10.274	34.258	174	31.764	162	1:04.252		206
5	1:29.719	34.611	173	30.230	200	24.878	<b>179</b>	210	13	6:02.717	5:07.493	172	30.408	201	24.816	177	
6	1:31.080	34.533	173	31.427	197	25.120	178	<b>210</b>	14	1:28.647	34.106	<b>175</b>	29.846	202	24.695	178	205
7	1:29.494	34.381	173	30.303	198	24.810	178	207	15	1:52.797	<b>33.991</b>	173	30.070	201	48.736		208
8	1:29.176	34.284	173	29.946	200	24.946	179	207									

<b>46 Mauro Auricchio, DEU ,</b>									<b>theoretical besttime: 1:29.422</b>								
1	4:32.258	3:34.145	160	32.234	191	25.879	176		8	1:29.980	34.731	174	30.288	197	24.961	178	207
2	1:30.949	35.086	170	30.342	196	25.521	177	203	9	1:30.595	34.688	172	30.628	198	25.279	178	206
3	1:30.004	34.649	174	30.248	196	25.107	175	205	10	1:51.561	34.702	173	30.282	198	46.577		206
4	1:30.285	34.817	171	30.339	197	25.129	176	205	11	7:15.024	6:19.240	170	30.509	199	25.275	177	
5	1:29.929	34.676	172	30.234	197	25.019	178	205	12	1:29.768	34.595	<b>175</b>	<b>30.166</b>	197	25.007	178	204
6	1:30.287	34.701	172	30.215	196	25.371	<b>180</b>	206	13	1:59.823	<b>34.438</b>	173	30.212	<b>201</b>	55.173		205
7	<b>1:29.485</b>	34.457	174	30.210	198	<b>24.818</b>	179	<b>207</b>									

<b>55 Marylin Niederhauser, DEU ,</b>									<b>theoretical besttime: 1:32.074</b>								
1	2:00.322	53.402	164	37.587	174	29.333	170		8	1:33.119	35.957	<b>171</b>	31.357	195	<b>25.805</b>	175	203
2	1:39.599	37.191	167	33.540	189	28.868	169	200	9	1:32.868	35.463	171	31.254	194	26.151	175	203
3	1:36.992	37.347	167	32.681	196	26.964	176	202	<b>10</b>	<b>1:32.394</b>	<b>35.239</b>	170	<b>31.030</b>	<b>197</b>	26.125	174	203
4	1:34.811	35.744	171	31.608	195	27.459	175	<b>205</b>	11	1:55.910	35.476	171	31.185	194	49.249		202
5	1:33.875	36.295	171	31.433	196	26.147	174	204	12	8:33.534	7:13.000	168	52.659	189	27.875	172	
6	1:33.676	35.731	170	31.678	195	26.267	<b>176</b>	203	13	1:33.280	35.597	170	31.471	195	26.212	173	200
7	1:32.976	35.539	170	31.259	196	26.178	175	203	14	2:02.886	36.314	170	32.609	195	53.963		198

<b>66 Marcel Lenerz, DEU ,</b>									<b>theoretical besttime: 1:28.587</b>								
1	2:07.111	1:07.455	166	33.192	193	26.464	174		8	1:29.353	34.395	175	29.834	202	25.124	<b>179</b>	208
2	1:32.680	35.516	172	31.028	198	26.136	175	203	9	1:49.638	34.771	174	29.762	200	45.105		<b>209</b>
3	1:32.232	36.512	172	30.663	198	25.057	178	207	10	5:15.352	3:54.178	172	33.602	198	47.572		
4	1:29.055	34.296	174	29.884	200	24.875	177	208	11	5:56.142	5:01.001	172	30.186	201	24.955	178	
5	1:29.162	34.393	174	29.919	200	24.850	179	208	12	1:29.016	34.409	<b>175</b>	<b>29.715</b>	202	24.892	178	205
6	<b>1:28.792</b>	34.321	174	29.777	201	<b>24.694</b>	179	208	13	1:55.431	<b>34.178</b>	174	29.979	<b>202</b>	51.274		208
7	1:29.006	34.305	174	29.821	201	24.880	178	208									

<b>77 Job Van Uitert, NLD ,</b>									<b>theoretical besttime: 1:28.609</b>								
1	1:51.258	47.650	146	35.423	179	28.185	170		7	1:29.770	34.684	172	30.185	199	24.901	180	208
2	1:36.242	37.856	172	31.918	191	26.468	178	153	8	1:29.384	34.314	174	29.839	197	25.231	179	208
3	1:29.785	34.959	173	29.894	200	24.932	179	208	9	1:28.815	34.233	173	<b>29.774</b>	200	24.808	<b>180</b>	208
4	1:29.368	34.371	173	29.938	200	25.059	180	211	<b>10</b>	<b>1:28.615</b>	<b>34.152</b>	174	29.780	<b>202</b>	<b>24.683</b>	176	208
5	1:29.237	34.343	<b>174</b>	29.936	200	24.958	177	<b>211</b>	11	1:28.935	34.359	174	29.827	201	24.749	178	207
6	1:39.129	34.404	173	38.615	190	26.110	178	208									



# ADAC Formel 4

## Lap analysis Free Practice 2



Provisional

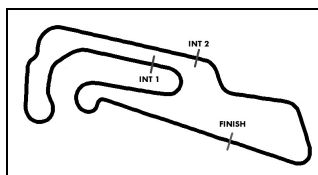
**DMSB** Reg. Nr.: 104/2015  
Deutscher Motor Sport Bund e.V.



Oschersleben, Length: 3696 m  
 Air temperature: 21.1°C  
 Track temperature: 29.4°C  
 Weather condition: Dry

Friday 24.4.2015 12:15

Lap	Time	SE1	SP1	SE2	SP2	SE3	SP3	TSP	Lap	Time	SE1	SP1	SE2	SP2	SE3	SP3	TSP
<b>99</b>	Aron Ralf, EST ,								<b>theoretical besttime: 1:27.697</b>								
1	2:43.176	1:43.247	166	33.770	192	26.159	173		8	1:28.215	34.152	<b>174</b>	<b>29.470</b>	201	24.593	180	209
2	1:30.859	35.209	170	30.778	195	24.872	179	202	9	1:51.683	33.777	174	29.590	201	48.316		209
3	1:28.413	34.188	173	29.735	200	<b>24.490</b>	178	207	10	4:09.644	2:48.218	174	32.071	197	49.355		
4	<b>1:28.166</b>	33.916	<b>174</b>	29.584	200	24.666	178	210	11	7:28.648	6:31.859	165	31.328	147	25.461	179	
5	1:28.453	<b>33.737</b>	173	29.595	<b>201</b>	25.121	179	209	12	1:28.586	34.057	173	29.756	201	24.773	178	207
6	1:28.548	34.007	170	29.948	201	24.593	<b>180</b>	208	13	2:04.537	40.495	127	32.558	200	51.484		205
7	1:39.607	42.932	99	32.033	199	24.642	179	<b>211</b>									



# ADAC Formel 4

## Vmax list Free Practice 2



Provisional

**DMSB** Reg. Nr.: 104/2015  
Deutscher Motor Sport Bund e.V.



Oschersleben, Length: 3696 m

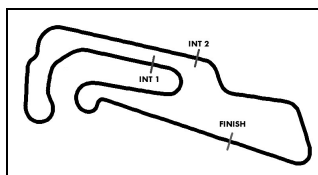
Air temperature: 21.0°C

Track temperature: 29.1°C

Weather condition: Dry

Friday 24.4.2015 12:15

Nr	Team, Car, Driver, Nat	Top speed
32	Prema Powerteam SRL, ADAC Formel 4 powered by Abarth Guan Yu Zhou , ITA	213,96 km/h
1	Neuhauser Racing Team, ADAC Formel 4 powered by Abarth Schramm Kim Luis , DEU	212,44 km/h
9	Motopark, ADAC Formel 4 powered by Abarth Cecotto Jonathan , DEU	211,89 km/h
24	Robin Brezina, ADAC Formel 4 powered by Abarth Brezina Robin , DEU	211,89 km/h
18	SMG Swiss Motorsport Group, ADAC Formel 4 powered by Maggi Giorgio , DEU	211,14 km/h
36	Van Amersfoort Racing, ADAC Formel 4 powered by Abarth Mawson Joseph , DEU	211,02 km/h
10	Motopark, ADAC Formel 4 powered by Abarth Waldherr Michael , DEU	210,85 km/h
34	Team pirosports, ADAC Formel 4 powered by Abarth Wolf Toni , DEU	210,85 km/h
99	Prema Powerteam SRL, ADAC Formel 4 powered by Abarth Ralf Aron , EST	210,64 km/h
77	Job van Uitert, ADAC Formel 4 powered by Abarth Van Uitert Job , NLD	210,60 km/h
7	Motopark, ADAC Formel 4 powered by Abarth Eriksson Joel , SWE	210,44 km/h
20	SMG Swiss Motorsport Group, ADAC Formel 4 powered by Rogivue Nikolaj , DEU	210,44 km/h
8	Motopark, ADAC Formel 4 powered by Abarth Fittje Jannes , DEU	210,35 km/h
31	Team Scheider, ADAC Formel 4 powered by Abarth Shlom Yan Leon , ITA	210,06 km/h
44	RS Competition, ADAC Formel 4 powered by Abarth Rupp Glenn , DEU	209,94 km/h
16	Jenzer Motorsport, ADAC Formel 4 powered by Abarth Böckmannn Marek , DEU	209,82 km/h
28	HTP Juniorteam, ADAC Formel 4 powered by Abarth Esmeijer Janneau , NLD	209,45 km/h
25	Van Amersfoort Racing, ADAC Formel 4 powered by Abarth Schumacher Mick , DEU	209,25 km/h
26	Van Amersfoort Racing, ADAC Formel 4 powered by Abarth Newey Harrison , GBR	209,25 km/h
6	Mücke-Motorsport, ADAC Formel 4 powered by Abarth Ortmann Mike David , DEU	209,16 km/h
4	Mücke-Motorsport, ADAC Formel 4 powered by Abarth Shwartzman Robert , ITA	209,08 km/h



# ADAC Formel 4

## Vmax list Free Practice 2



Provisional

**DMSB** Reg. Nr.: 104/2015  
Deutscher Motor Sport Bund e.V.



Oschersleben, Length: 3696 m

Air temperature: 21.0°C

Track temperature: 29.1°C

Weather condition: Dry

Friday 24.4.2015 12:15

Nr	Team, Car, Driver, Nat	Top speed
3	<b>Mücke-Motorsport, ADAC Formel 4 powered by Abarth</b> Mazatis Benjamin , DEU	209,08 km/h
19	<b>SMG Swiss Motorsport Group, ADAC Formel 4 powered by</b> Drudi Mattia , ITA	208,96 km/h
66	<b>Lechner Racing, ADAC Formel 4 powered by Abarth</b> Lenerz Marcel , DEU	208,68 km/h
38	<b>Liqui Moly Team Engstler, ADAC Formel 4 powered by Aba</b> Engstler Luca , DEU	207,95 km/h
21	<b>Liqui Moly Team Engstler, ADAC Formel 4 powered by Aba</b> Halder Michelle , DEU	207,95 km/h
11	<b>Team Scheider, ADAC Formel 4 powered by Abarth</b> Wippersteg Leon , DEU	207,91 km/h
23	<b>Race Performance, ADAC Formel 4 powered by Abarth</b> Valente Alain , DEU	207,59 km/h
13	<b>Team pirosports, ADAC Formel 4 powered by Abarth</b> Piro Cedric , DEU	207,42 km/h
14	<b>Jenzer Motorsport, ADAC Formel 4 powered by Abarth</b> Müller-Crepon Moritz , DEU	207,30 km/h
15	<b>Jenzer Motorsport, ADAC Formel 4 powered by Abarth</b> Kolkmann David , DEU	206,90 km/h
27	<b>HTP Juniorteam, ADAC Formel 4 powered by Abarth</b> Dienst Marvin , DEU	206,71 km/h
46	<b>Team Scheider, ADAC Formel 4 powered by Abarth</b> Auricchio Mauro , DEU	206,67 km/h
33	<b>RS Competition, ADAC Formel 4 powered by Abarth</b> Jonck Jan , DNK	206,63 km/h
2	<b>Neuhauser Racing Team, ADAC Formel 4 powered by Abarth</b> Zimmermann Tim , DEU	206,23 km/h
12	<b>Mücke-Motorsport, ADAC Formel 4 powered by Abarth</b> Preining Thomas , AUT	206,19 km/h
22	<b>Lechner Racing, ADAC Formel 4 powered by Abarth</b> Janits Florian , DEU	204,93 km/h
55	<b>Race Performance, ADAC Formel 4 powered by Abarth</b> Niederhauser Marylin , DEU	204,65 km/h