

ADAC GT Masters

Result List Qualifying 2



Provisional

Red Bull Ring, Length: 4326 m

Air temperature: 27.7°C

Track temperature: 37.2°C

Weather condition: Dry

DMSB Reg. Nr.: CR 11/2015
Deutscher Motor Sport Bund e.V.

Friday 5.6.2015 17:50

started : 21 classified : 21 not classified : 0

	Drivers	Team	Car	Lap	Best Time	Gap	Diff	Kph	Day Time
1	25 D.Russell/T.Engel	Reiter Engineering	Lamborghini Gallardo R-EX	6	1:29.909			173,2	18:09:13
2	66 A.Wirth/D.Keilwitz	Callaway Competition	Corvette Z06.R GT3	9	1:29.976	0.067	0.067	173,1	18:17:58
3	23 M.Gassner(*G*)/F.Strauss	MRS GT Racing	Nissan GT-R Nismo GT3	9	1:29.984	0.075	0.008	173,1	18:15:01
4	63 A.Zaugg/M.Bortolotti	GRT Grasser Racing Team	Lamborghini Huracan	8	1:30.057	0.148	0.073	172,9	18:14:12
5	69 P.Assenheimer/D.Alessi	Callaway Competition	Corvette Z06.R GT3	7	1:30.184	0.275	0.127	172,7	18:13:58
6	22 D.Jöst(*G*)/F.Scholze(*G*)	MRS GT Racing	Nissan GT-R Nismo GT3	6	1:30.309	0.400	0.125	172,4	18:15:14
7	36 P.Eng/K.Bachler	Schütz Motorsport	Porsche 911 GT3 R	6	1:30.334	0.425	0.025	172,4	18:14:19
8	80 J.Klingmann/D.Baumann	BMW Sports Trophy Team Schubert	BMW Z4 GT3	7	1:30.343	0.434	0.009	172,4	18:15:05
9	21 S.Asch/L.Ludwig	Team Zakspeed	Mercedes-Benz SLS AMG GT3	5	1:30.606	0.697	0.263	171,9	18:12:38
10	8 C.Schmid/F.Hamprecht	Bentley Team HTP	Bentley Continental GT3	4	1:30.619	0.710	0.013	171,9	18:11:26
11	13 R.Lips(*G*)/S.Barth	RWT-Racing Team	Corvette Z06.R GT3	7	1:30.619	0.710		171,9	18:13:21
12	7 L.Stolz/J.Bleekemolen	Bentley Team HTP	Bentley Continental GT3	4	1:30.637	0.728	0.018	171,8	18:12:23
13	100 D.Dobitsch/E.Sandström	kfzteile24 MS Racing	Audi R8 LMS ultra	5	1:30.652	0.743	0.015	171,8	18:11:31
14	19 C.Hürtgen/U.Alzen	BMW Sports Trophy Team Schubert	BMW Z4 GT3	7	1:30.840	0.931	0.188	171,4	18:15:08
15	42 H.Proczyk/A.Simonsen	HP Racing	Mercedes-Benz SLS AMG GT3	12	1:30.860	0.951	0.020	171,4	18:19:01
16	2 J.Pepper/N.Thiim	C. Abt Racing	Audi R8 LMS ultra	5	1:30.957	1.048	0.097	171,2	18:12:26
17	3 A.Weishaupt(*G*)/C.Jöns	C. Abt Racing	Audi R8 LMS ultra	5	1:30.960	1.051	0.003	171,2	18:14:07
18	24 F.Stoll/M.Basseng	kfzteile24 MS Racing	Audi R8 LMS ultra	10	1:31.024	1.115	0.064	171,1	18:19:05
19	1 S.Wackerbauer/K.van der Linde	C. Abt Racing	Audi R8 LMS ultra	3	1:31.267	1.358	0.243	170,6	18:07:41
20	16 R.Frey/P.Geipel	YACO Racing	Audi R8 LMS ultra	7	1:31.275	1.366	0.008	170,6	18:11:42
21	12 J.Knoll(*G*)/L.Marionek	Senkyr Motorsport	BMW Z4 GT3	8	1:31.537	1.628	0.262	170,1	18:11:18

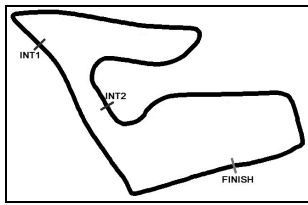
(*G*) marks the gentlemen driver

Subject to final scrutineering!

Publications Time:

Clerk of the course:

Time Keeping:



ADAC GT Masters

Lap Analysis Qualifying 2

Provisional



Red Bull Ring, Length: 4326 m

Air temperature: 27.8°C

Track temperature: 37.3°C

Weather condition: Dry



Reg. Nr.: CR 11/2015

Friday 5.6.2015 17:50

Lap	Time	SE1	SP1	SE2	SP2	SE3	SP3	Lap	Time	SE1	SP1	SE2	SP2	SE3	SP3
1	Stefan Wackerbauer, DEU/ Kelvin van der Linde, ZAF							theoretical besttime: 1:31.190							
1	11:37.020	10:18.290	206	49.377	128	29.353	201	4	1:31.294	22.965	238	40.334	168	27.995	204
2	1:32.638	23.322	235	40.591	164	28.725	202	5	1:41.556	22.962	236	46.399	144	32.195	203
3	1:31.267	23.039	237	40.258	164	27.970	204	6	3:36.344	23.189	238	52.655	118	2:20.500	

2	Jordan Lee Pepper, ZAF/ Nicki Thiim, DNK							theoretical besttime: 1:30.957							
1	13:16.584	12:02.411	213	45.482	154	28.691	202	5	1:30.957	23.010	237	40.110	162	27.837	203
2	1:34.885	23.674	234	43.087	158	28.124	204	6	1:32.223	23.056	237	41.142	162	28.025	204
3	1:31.527	23.200	237	40.438	163	27.889	204	7	1:38.733	23.116	237	40.232	148	35.385	
4	1:32.834	23.112	237	40.794	146	28.928	205								

3	Andreas Weishaupt, DEU/ Christer Jöns, DEU							theoretical besttime: 1:30.822							
1	14:55.558	13:35.486	154	49.559	162	30.513	161	5	1:30.960	22.945	238	40.063	164	27.952	205
2	1:38.900	25.457	234	42.488	135	30.955	204	6	1:30.970	22.987	237	40.164	166	27.819	205
3	1:31.345	23.179	237	40.319	161	27.847	205	7	1:31.280	22.968	238	40.200	166	28.112	204
4	1:31.104	22.940	238	40.283	163	27.881	204	8	1:58.760	24.761	173	48.987	116	45.012	

7	Luca Stolz, DEU/ Jeroen Bleekemolen, NLD							theoretical besttime: 1:30.481							
1	14:49.545	13:33.552	192	46.172	152	29.821	203	5	1:30.880	22.833	239	40.128	176	27.919	205
2	1:32.145	23.109	239	40.843	173	28.193	205	6	1:30.716	22.977	240	39.859	170	27.880	206
3	1:31.325	23.001	240	40.254	169	28.070	205	7	1:39.842	22.756	240	40.193	172	36.893	
4	1:30.637	22.896	239	39.875	172	27.866	206								

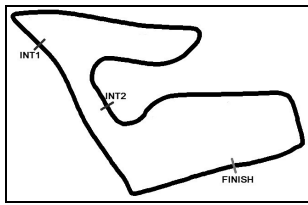
8	Clemens Schmid, AUT/ Fabian Hamprecht, AUT							theoretical besttime: 1:30.402							
1	13:53.160	12:41.708	216	42.479	158	28.973	203	5	1:30.625	22.708	240	39.877	168	28.040	205
2	1:31.910	23.145	239	40.552	158	28.213	199	6	1:30.627	22.854	239	39.940	163	27.833	204
3	1:31.018	22.887	239	40.270	164	27.861	205	7	1:40.275	22.692	239	40.523	142	37.060	203
4	1:30.619	22.743	239	40.033	164	27.843	206	8	1:38.655	22.725	240	40.216	166	35.714	

12	Jacob Knoll, CZE/ Lennart Marioneck, DEU							theoretical besttime: 1:31.537							
1	7:30.953	6:10.049	208	47.579	128	33.325	201	6	1:31.897	23.111	238	40.657	160	28.129	204
2	1:33.574	23.641	234	41.315	154	28.618	204	7	1:31.744	23.148	238	40.568	159	28.028	205
3	1:33.085	23.246	235	41.228	155	28.611	204	8	1:31.537	22.991	239	40.527	157	28.019	206
4	1:32.874	23.388	236	40.844	156	28.642	203	9	1:44.354	23.443	202	44.218	142	36.693	
5	1:32.286	23.131	237	40.677	163	28.478	205								

13	Remo Lips, CHE/ Sven Barth, DEU							theoretical besttime: 1:30.545							
1	11:13.283	9:55.024	217	48.208	140	30.051	203	6	1:30.716	22.808	244	40.132	168	27.776	209
2	1:32.813	23.432	241	41.041	161	28.340	207	7	1:30.619	22.747	243	40.043	168	27.829	208
3	1:31.673	22.916	243	40.686	164	28.071	207	8	1:30.683	22.733	244	40.086	160	27.864	208
4	1:31.237	22.836	243	40.557	167	27.844	208	9	1:31.869	22.883	243	40.156	162	28.830	209
5	1:30.984	22.821	243	40.292	172	27.871	208	10	1:38.456	22.726	244	40.235	163	35.495	

16	Rahel Frey, CHE/ Philip Geipel, DEU							theoretical besttime: 1:31.175							
1	9:29.062	8:00.757	118	55.880	126	32.425	195	6	1:31.394	23.110	236	40.241	163	28.043	204
2	1:35.604	24.099	216	42.726	142	28.779	203	7	1:31.275	23.076	237	40.295	164	27.904	206
3	1:32.233	23.360	237	40.657	160	28.216	205	8	1:31.383	23.030	237	40.319	161	28.034	206
4	1:31.583	23.113	239	40.405	161	28.065	203	9	1:40.749	23.133	238	40.679	159	36.937	
5	1:31.686	23.090	238	40.536	161	28.060	205								

19	Claudia Hürtgen, DEU/ Uwe Alzen, DEU							theoretical besttime: 1:30.726							
1	12:59.238	11:45.321	202	44.092	143	29.825	203	5	1:31.253	22.901	237	39.926	170	28.426	199
2	1:33.074	23.331	234	41.281	161	28.462	204	6	1:31.226	22.960	238	40.154	166	28.112	204
3	1:31.636	23.093	236	40.264	162	28.279	202	7	1:30.840	22.916	237	40.025	166	27.899	204
4	1:31.121	22.928	236	40.086	166	28.107	203	8	1:59.233	28.082	139	49.337	140	41.814	



ADAC GT Masters

Lap Analysis Qualifying 2

Provisional



Red Bull Ring, Length: 4326 m

Air temperature: 27.8°C

Track temperature: 37.3°C

Weather condition: Dry



Reg. Nr.: CR 11/2015

Friday 5.6.2015 17:50

Lap	Time	SE1	SP1	SE2	SP2	SE3	SP3	Lap	Time	SE1	SP1	SE2	SP2	SE3	SP3
21	Sebastian Asch, DEU/ Luca Ludwig, DEU							theoretical besttime: 1:30.599							
1	13:31.910	12:13.842	188	45.018	147	33.050	205	6	1:45.091	23.225	212	48.334	151	33.532	206
2	1:34.474	22.805	240	42.307	150	29.362	206	7	1:32.966	22.698	241	40.085	163	30.183	206
3	1:31.037	22.800	240	40.314	165	27.923	206	8	1:30.752	22.685	241	40.094	170	27.973	207
4	1:30.733	22.690	242	40.086	159	27.957	207	9	1:42.512	22.659	241	40.090	173	39.763	
5	1:30.606	22.616	242	40.060	165	27.930	207								

22	Dominic Jöst, DEU/ Florian Scholze, DEU							theoretical besttime: 1:30.213							
1	11:51.244	10:13.386	215	46.386	147	51.472		6	1:30.309	22.471	245	39.820	166	28.018	209
2	4:19.688	3:08.694	236	42.143	156	28.851	207	7	1:32.845	22.707	242	41.802	156	28.336	211
3	1:31.636	23.002	239	40.575	160	28.059	209	8	1:30.551	22.454	246	40.002	169	28.095	208
4	1:30.937	22.751	245	39.966	163	28.220	206	9	1:49.532	23.963	223	43.698	139	41.871	
5	1:30.902	22.853	245	40.110	170	27.939	208								

23	Marc Gassner, DEU/ Florian Strauss, DEU							theoretical besttime: 1:29.968							
1	9:47.673	8:27.713	219	47.374	125	32.586	207	7	1:35.168	24.566	199	42.600	165	28.002	210
2	1:33.147	23.131	242	41.316	146	28.700	208	8	1:30.921	22.506	244	40.462	180	27.953	210
3	1:31.206	22.665	243	40.237	175	28.304	209	9	1:29.984	22.463	244	39.776	171	27.745	210
4	1:30.385	22.679	245	39.888	170	27.818	209	10	1:34.762	24.878	221	41.172	174	28.712	211
5	1:30.419	22.536	244	40.041	173	27.842	209	11	1:36.447	22.447	245	40.704	163	33.296	
6	1:32.389	22.495	244	40.329	179	29.565	191								

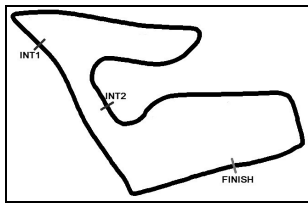
24	Florian Stoll, DEU/ Marc Basseng, DEU							theoretical besttime: 1:30.964							
1	12:11.495	10:52.981	145	46.490	133	32.024	191	7	1:36.919	24.906	137	43.187	153	28.826	206
2	1:37.285	25.326	210	42.910	150	29.049	204	8	1:31.205	23.020	236	40.166	168	28.019	206
3	1:32.340	23.237	236	41.101	166	28.002	203	9	1:31.134	23.047	238	40.126	177	27.961	203
4	1:31.308	23.116	237	40.273	170	27.919	203	10	1:31.024	22.983	238	40.180	172	27.861	206
5	1:31.242	23.021	236	40.168	173	28.053	205								
6	1:31.162	23.022	237	40.120	168	28.020	205								

25	David Russell, AUS/ Tomas Enge, CZE							theoretical besttime: 1:29.814							
1	8:39.981	7:26.086	201	44.686	157	29.209	207	5	1:30.098	22.395	247	39.912	170	27.791	211
2	1:31.268	22.925	242	40.413	166	27.930	209	6	1:29.909	22.451	246	39.637	168	27.821	209
3	1:31.971	22.710	243	41.039	164	28.222	209	7	1:36.177	22.432	238	40.278	160	33.467	
4	1:30.144	22.509	246	39.628	166	28.007	210								

36	Philipp Eng, AUT/ Klaus Bachler, AUT							theoretical besttime: 1:30.134							
1	13:41.666	12:18.869	170	46.133	126	36.664	203	5	1:33.962	22.545	244	40.272	162	31.145	206
2	1:31.607	23.010	241	40.328	170	28.269	207	6	1:30.334	22.631	243	39.597	171	28.106	207
3	1:31.261	22.577	244	40.525	169	28.159	207	7	1:49.233	22.624	242	42.515	121	44.094	
4	1:30.363	22.607	244	39.764	172	27.992	208								

42	Hari Proczyk, AUT/ Andreas Simonsen, SWE							theoretical besttime: 1:30.640							
1	7:49.990	6:38.640	220	42.406	155	28.944	203	8	1:31.014	22.812	243	39.911	166	28.291	205
2	1:32.399	23.215	240	40.905	163	28.279	205	9	1:30.898	22.844	243	40.028	169	28.026	207
3	1:31.492	22.945	240	40.501	166	28.046	204	10	1:46.723	25.018	172	48.517	130	33.188	206
4	1:37.181	22.961	241	41.496	161	32.724		11	1:31.444	22.869	242	40.397	161	28.178	206
5	2:37.394	1:25.565	238	41.816	147	30.013	207	12	1:30.860	22.815	244	40.102	161	27.943	205
6	1:31.047	22.858	243	40.179	171	28.010	205								
7	1:30.890	22.786	243	40.005	165	28.099	207								

63	Adrian Zaugg, ZAF/ Mirko Bortolotti, ITA							theoretical besttime: 1:29.898							
1	9:57.301	8:35.093	224	46.048	123	36.160	204	6	1:30.253	22.567	246	39.880	164	27.806	210
2	1:59.008	23.355	237	52.210	92	43.443	203	7	1:30.089	22.606	245	39.709	167	27.774	209
3	1:41.280	23.229	243	44.141	153	33.910	206	8	1:30.057	22.527	247	39.597	167	27.933	210
4	1:33.960	22.920	244	42.929	163	28.111	208	9	2:41.474	31.901	110	1:08.782	105	1:00.791	
5	1:30.850	22.756	245	40.222	161	27.872	208								



ADAC GT Masters

Lap Analysis Qualifying 2

Provisional



Red Bull Ring, Length: 4326 m

Air temperature: 27.8°C

Track temperature: 37.3°C

Weather condition: Dry

DMSB Reg. Nr.: CR 11/2015
Deutscher Motor-Sport Bund e.V.

Friday 5.6.2015 17:50

Lap	Time	SE1	SP1	SE2	SP2	SE3	SP3	Lap	Time	SE1	SP1	SE2	SP2	SE3	SP3
66 Andreas Wirth, DEU/ Daniel Keilwitz, DEU								theoretical besttime: 1:29.710							
1	1:57.698	42.723	218	44.664	138	30.311	199	6	1:40.062	22.793	244	41.558	147	35.711	
2	1:35.275	23.894	234	43.651	150	27.730	211	7	12:11.007	11:02.021	237	40.889	149	28.097	211
3	1:30.221	22.729	241	39.895	167	27.597	208	8	1:30.542	22.639	242	40.096	159	27.807	212
4	1:33.317	22.662	240	39.886	165	30.769	211	9	1:29.976	22.250	243	39.863	159	27.863	212
5	1:30.443	22.666	241	39.977	159	27.800	212	10	1:55.002	24.990	168	48.208	135	41.804	
69 Patrick Assenheimer, DEU/ Diego Alessi, ITA								theoretical besttime: 1:30.149							
1	11:47.816	10:28.337	206	47.406	110	32.073	197	6	1:30.419	22.363	245	40.017	159	28.039	209
2	1:36.741	24.047	233	43.511	153	29.183	207	7	1:30.184	22.358	245	39.936	162	27.890	208
3	1:31.582	22.667	243	40.547	153	28.368	207	8	1:30.412	22.469	243	40.066	157	27.877	208
4	1:30.726	22.572	244	40.299	157	27.855	209	9	1:40.983	26.320	182	45.446	134	29.217	209
5	1:30.477	22.396	244	39.995	159	28.086	209	10	1:51.125	22.434	244	45.563	129	43.128	
80 Jens Klingmann, DEU/ Dominik Baumann, AUT								theoretical besttime: 1:30.287							
1	12:55.860	11:39.151	189	46.393	145	30.316	199	5	1:33.266	23.011	237	40.716	144	29.539	205
2	1:33.052	23.551	235	41.260	158	28.241	202	6	1:30.733	23.000	237	39.816	178	27.917	206
3	1:31.317	23.096	236	40.378	170	27.843	204	7	1:30.343	22.792	237	39.757	177	27.794	205
4	1:30.526	22.923	238	39.865	173	27.738	204	8	2:04.451	30.768	158	54.007	137	39.676	
100 Daniel Dobitsch, AUT/ Edward Sandström, SWE								theoretical besttime: 1:30.579							
1	12:25.481	11:11.460	225	44.375	157	29.646	203	6	1:31.389	22.901	238	40.067	172	28.421	204
2	1:32.258	23.181	238	40.842	168	28.235	204	7	1:35.512	23.037	238	43.263	164	29.212	206
3	1:32.058	23.281	237	40.557	169	28.220	204	8	1:31.061	22.890	238	39.992	175	28.179	205
4	1:31.335	23.205	237	40.183	175	27.947	205	9	1:38.519	22.839	241	40.191	163	35.489	
5	1:30.652	22.912	239	39.908	173	27.832	205								