

ADAC GT Masters

Result List Qualifying 1



Provisional

Red Bull Ring, Length: 4326 m

Air temperature: 28.4°C

Track temperature: 39.2°C

Weather condition: Dry



Reg. Nr.: CR 11/2015

Friday 5.6.2015 17:15

started : 21 classified : 21 not classified : 0

	Drivers	Team	Car	Lap	Best Time	Gap	Diff	Kph	Day Time
1	36 P.Eng/K.Bachler	Schütz Motorsport	Porsche 911 GT3 R	5	1:30.358			172,4	17:35:27
2	22 D.Jöst(*G*)/F.Scholze(*G*)	MRS GT Racing	Nissan GT-R Nismo GT3	6	1:30.377	0.019	0.019	172,3	17:36:34
3	25 D.Russell/T.Engel	Reiter Engineering	Lamborghini Gallardo R-EX	6	1:30.425	0.067	0.048	172,2	17:34:47
4	66 A.Wirth/D.Keilwitz	Callaway Competition	Corvette Z06.R GT3	9	1:30.457	0.099	0.032	172,2	17:40:27
5	63 A.Zaugg/M.Bortolotti	GRT Grasser Racing Team	Lamborghini Huracan	12	1:30.587	0.229	0.130	171,9	17:44:16
6	21 S.Asch/L.Ludwig	Team Zakspeed	Mercedes-Benz SLS AMG GT3	5	1:30.737	0.379	0.150	171,6	17:34:55
7	23 M.Gassner(*G*)/F.Strauss	MRS GT Racing	Nissan GT-R Nismo GT3	16	1:30.880	0.522	0.143	171,4	17:42:58
8	69 P.Assenheimer/D.Alessi	Callaway Competition	Corvette Z06.R GT3	13	1:30.881	0.523	0.001	171,4	17:41:29
9	8 C.Schmid/F.Hamprecht	Bentley Team HTP	Bentley Continental GT3	7	1:30.895	0.537	0.014	171,3	17:39:47
10	100 D.Dobitsch/E.Sandström	kfzteile24 MS Racing	Audi R8 LMS ultra	7	1:30.945	0.587	0.050	171,2	17:40:10
11	80 J.Klingmann/D.Baumann	BMW Sports Trophy Team Schubert	BMW Z4 GT3	6	1:31.045	0.687	0.100	171,1	17:26:35
12	19 C.Hürtgen/U.Alzen	BMW Sports Trophy Team Schubert	BMW Z4 GT3	6	1:31.103	0.745	0.058	170,9	17:26:37
13	7 L.Stolz/J.Bleekemolen	Bentley Team HTP	Bentley Continental GT3	7	1:31.207	0.849	0.104	170,8	17:42:30
14	24 F.Stoll/M.Basseng	kfzteile24 MS Racing	Audi R8 LMS ultra	8	1:31.238	0.880	0.031	170,7	17:43:25
15	16 R.Frey/P.Geipel	YACO Racing	Audi R8 LMS ultra	6	1:31.451	1.093	0.213	170,3	17:36:32
16	13 R.Lips(*G*)/S.Barth	RWT-Racing Team	Corvette Z06.R GT3	7	1:31.467	1.109	0.016	170,3	17:26:15
17	42 H.Proczyk/A.Simonsen	HP Racing	Mercedes-Benz SLS AMG GT3	9	1:31.472	1.114	0.005	170,3	17:36:41
18	1 S.Wackerbauer/K.van der Linde	C. Abt Racing	Audi R8 LMS ultra	8	1:31.648	1.290	0.176	169,9	17:40:08
19	2 J.Pepper/N.Thiim	C. Abt Racing	Audi R8 LMS ultra	10	1:31.916	1.558	0.268	169,4	17:42:26
20	12 J.Knoll(*G*)/L.Marionek	Senkyr Motorsport	BMW Z4 GT3	10	1:32.173	1.815	0.257	169,0	17:39:02
21	3 A.Weishaupt(*G*)/C.Jöns	C. Abt Racing	Audi R8 LMS ultra	10	1:33.313	2.955	1.140	166,9	17:35:50

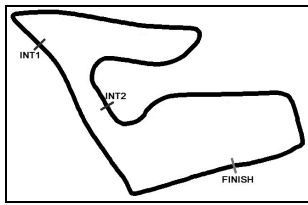
(*G*) marks the gentlemen driver

Subject to final scrutineering!

Publications Time:

Clerk of the course:

Time Keeping:



ADAC GT Masters

Lap Analysis Qualifying 1

Provisional



Red Bull Ring, Length: 4326 m

Air temperature: 28.5°C

Track temperature: 39.2°C

Weather condition: Dry



Reg. Nr.: CR 11/2015

Friday 5.6.2015 17:15

Lap	Time	SE1	SP1	SE2	SP2	SE3	SP3	Lap	Time	SE1	SP1	SE2	SP2	SE3	SP3
1	Stefan Wackerbauer, DEU/ Kelvin van der Linde, ZAF							theoretical besttime: 1:31.622							
1	12:04.369	10:46.473	185	46.968	139	30.928	193	6	1:38.355	23.126	238	42.336	164	32.893	203
2	2:01.860	28.896	143	51.265	129	41.699		7	1:31.836	23.188	238	40.540	166	28.108	202
3	3:07.467	1:49.520	216	44.130	139	33.817	202	8	1:31.648	23.145	238	40.388	170	28.115	202
4	1:35.049	24.625	234	41.138	164	29.286	201	9	1:37.945	23.226	237	40.404	166	34.315	
5	1:37.841	24.631	222	44.113	147	29.097	203								

2	Jordan Lee Pepper, ZAF/ Nicki Thiim, DNK							theoretical besttime: 1:31.549							
1	11:55.876	10:28.740	113	54.863	125	32.273	197	7	1:31.972	23.424	235	40.469	166	28.079	203
2	1:59.218	24.607	208	55.612	99	38.999		8	1:31.935	23.137	236	40.409	163	28.389	192
3	2:44.610	1:31.350	197	44.244	139	29.016	202	9	1:33.848	23.565	235	41.452	157	28.831	202
4	1:32.078	23.314	235	40.761	162	28.003	203	10	1:31.916	23.236	236	40.538	166	28.142	201
5	1:31.931	23.294	236	40.616	167	28.021	203	11	1:44.347	24.439	179	44.889	152	35.019	
6	1:33.477	23.139	236	40.469	164	29.869	198								

3	Andreas Weishaupt, DEU/ Christer Jöns, DEU							theoretical besttime: 1:33.074							
1	3:30.879	2:13.556	160	46.857	131	30.466	198	7	1:47.632	24.673	234	42.362	141	40.597	
2	1:44.257	28.277	173	45.750	141	30.230	197	8	4:24.461	3:11.457	211	43.288	145	29.716	200
3	1:35.180	24.266	234	41.708	150	29.206	197	9	1:34.014	23.678	237	41.358	157	28.978	198
4	1:33.906	23.580	237	41.135	154	29.191	198	10	1:33.313	23.581	237	40.794	161	28.938	200
5	1:33.631	23.513	236	41.077	160	29.041	198	11	1:55.022	27.681	138	48.104	145	39.237	
6	1:33.482	23.342	237	40.997	162	29.143	199								

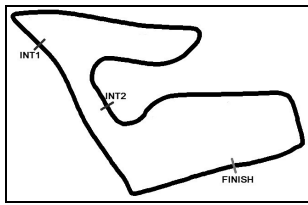
7	Luca Stolz, DEU/ Jeroen Bleekemolen, NLD							theoretical besttime: 1:31.018							
1	18:19.668	17:00.048	163	47.360	132	32.260	188	5	1:31.222	23.083	236	40.190	172	27.949	204
2	1:33.409	23.822	234	41.081	160	28.506	203	6	1:31.249	23.046	236	40.131	163	28.072	205
3	1:32.207	23.118	236	40.456	167	28.633	202	7	1:31.207	22.965	238	40.185	171	28.057	204
4	1:31.633	23.162	237	40.405	170	28.066	203	8	1:37.869	22.938	238	40.204	169	34.727	

8	Clemens Schmid, AUT/ Fabian Hamprecht, AUT							theoretical besttime: 1:30.861							
1	14:31.276	12:43.647	112	1:03.228	107	44.401		5	1:31.219	22.890	237	40.383	165	27.946	204
2	2:34.723	1:18.492	196	45.868	101	30.363	202	6	1:31.106	22.995	238	40.267	166	27.844	205
3	1:35.549	23.120	238	42.897	128	29.532	203	7	1:30.895	22.912	237	40.127	167	27.856	204
4	1:32.197	23.073	238	41.226	169	27.898	204	8	1:37.839	22.907	239	41.191	160	33.741	

12	Jacob Knoll, CZE/ Lennart Marioneck, DEU							theoretical besttime: 1:32.173							
1	4:31.395	3:08.100	159	48.636	105	34.659	199	7	1:32.784	23.241	236	40.768	161	28.775	202
2	1:35.525	23.829	233	42.316	151	29.380	199	8	1:32.682	23.241	236	40.735	169	28.706	202
3	1:33.700	23.451	234	41.285	156	28.964	201	9	1:34.851	23.082	237	42.594	148	29.175	203
4	1:32.808	23.285	235	40.751	166	28.772	201	10	1:32.173	23.017	237	40.497	160	28.659	201
5	1:43.368	23.244	231	42.209	146	37.915		11	1:50.197	24.554	196	44.123	138	41.520	
6	6:53.041	5:37.987	184	44.621	143	30.433	200								

13	Remo Lips, CHE/ Sven Barth, DEU							theoretical besttime: 1:31.305							
1	2:01.666	44.121	183	46.926	141	30.619	204	5	1:32.176	23.209	242	40.659	160	28.308	207
2	1:33.523	23.387	242	41.514	150	28.622	207	6	1:31.491	22.970	243	40.449	161	28.072	208
3	1:32.187	23.032	243	40.814	156	28.341	207	7	1:31.467	22.784	244	40.455	161	28.228	208
4	1:32.589	23.073	242	40.929	158	28.587	206	8	3:02.444	1:38.346	198	46.996	138	37.102	

16	Rahel Frey, CHE/ Philip Geipel, DEU							theoretical besttime: 1:31.361							
1	11:11.401	9:55.113	191	46.020	142	30.268	201	5	1:31.710	23.144	239	40.380	158	28.186	203
2	1:56.559	24.960	153	48.924	106	42.675		6	1:31.451	22.961	238	40.214	157	28.276	205
3	3:49.016	2:34.797	195	43.898	141	30.321	202	7	1:37.605	23.154	237	40.297	166	34.154	
4	1:32.364	23.235	237	40.730	157	28.399	204								



ADAC GT Masters

Lap Analysis Qualifying 1

Provisional



Red Bull Ring, Length: 4326 m

Air temperature: 28.5°C

Track temperature: 39.2°C

Weather condition: Dry



Reg. Nr.: CR 11/2015

Friday 5.6.2015 17:15

Lap	Time	SE1	SP1	SE2	SP2	SE3	SP3	Lap	Time	SE1	SP1	SE2	SP2	SE3	SP3
19	Claudia Hürtgen, DEU/ Uwe Alzen, DEU							theoretical besttime: 1:31.065							
1	3:59.070	2:45.423	176	44.312	149	29.335	203	5	1:31.174	23.004	238	40.080	175	28.090	202
2	1:32.531	23.319	236	40.828	173	28.384	203	6	1:31.103	23.016	237	40.106	180	27.981	204
3	1:32.176	23.265	236	40.514	173	28.397	201	7	1:48.044	24.029	223	41.859	150	42.156	
4	1:31.300	23.109	236	40.118	174	28.073	203								

21	Sebastian Asch, DEU/ Luca Ludwig, DEU							theoretical besttime: 1:30.737							
1	12:26.991	11:04.395	205	53.090	157	29.506	174	5	1:30.737	22.770	242	39.925	171	28.042	207
2	2:19.238	33.831	137	54.943	111	50.464		6	1:31.185	22.830	242	40.138	171	28.217	206
3	2:07.120	51.811	216	46.326	144	28.983	205	7	1:31.012	22.801	242	40.094	170	28.117	206
4	1:31.560	23.053	240	40.308	174	28.199	206	8	1:37.844	22.847	242	40.258	162	34.739	

22	Dominic Jöst, DEU/ Florian Scholze, DEU							theoretical besttime: 1:30.372							
1	11:26.371	10:07.235	172	49.639	144	29.497	205	6	1:30.377	22.653	245	39.927	171	27.797	210
2	1:49.754	23.252	242	46.530	131	39.972		7	1:30.743	22.648	245	39.993	172	28.102	197
3	3:45.052	2:26.924	168	48.758	155	29.370	207	8	1:34.682	22.984	244	40.466	144	31.232	195
4	1:31.735	22.952	245	40.787	176	27.996	210	9	1:32.708	23.630	230	40.678	174	28.400	206
5	1:31.339	23.106	243	40.244	170	27.989	208	10	1:44.000	22.946	223	42.892	160	38.162	

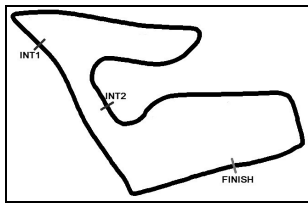
23	Marc Gassner, DEU/ Florian Strauss, DEU							theoretical besttime: 1:30.639							
1	1:59.181	43.120	207	45.881	140	30.180	204	10	1:37.989	25.311	232	42.293	150	30.385	207
2	1:34.666	23.656	241	42.375	156	28.635	206	11	1:31.837	22.708	241	41.078	161	28.051	207
3	1:32.875	23.173	241	41.461	155	28.241	205	12	1:30.959	22.746	244	40.408	160	27.805	207
4	1:31.848	22.988	240	40.916	158	27.944	207	13	1:31.171	22.798	243	40.514	164	27.859	208
5	1:31.076	22.708	243	40.609	163	27.759	207	14	1:31.088	22.785	242	40.477	164	27.826	202
6	1:31.069	22.738	243	40.614	166	27.717	207	15	1:35.662	23.814	231	42.757	154	29.091	208
7	1:33.345	22.665	243	41.169	151	29.511	208	16	1:30.880	22.799	244	40.515	162	27.566	208
8	1:41.212	22.881	242	41.064	164	37.267		17	1:47.126	25.337	197	43.734	143	38.055	
9	4:13.826	2:55.073	199	46.086	118	32.667	207								

24	Florian Stoll, DEU/ Marc Basseng, DEU							theoretical besttime: 1:31.238							
1	17:42.546	16:29.870	214	43.239	152	29.437	200	6	1:32.044	23.356	236	40.243	160	28.445	205
2	1:33.175	23.442	238	41.083	160	28.650	202	7	1:31.448	23.032	238	40.347	163	28.069	203
3	1:32.032	23.186	236	40.349	159	28.497	203	8	1:31.238	23.020	236	40.162	162	28.056	205
4	1:31.609	23.156	237	40.190	166	28.263	203								
5	1:31.660	23.073	237	40.320	165	28.267	201								

25	David Russell, AUS/ Tomas Enge, CZE							theoretical besttime: 1:30.362							
1	10:56.080	9:38.461	206	46.426	97	31.193	208	5	1:30.944	22.607	245	40.250	159	28.087	210
2	1:32.580	22.899	243	41.037	155	28.644	209	6	1:30.425	22.393	245	40.082	170	27.950	210
3	2:20.065	34.013	140	53.947	111	52.105		7	1:30.792	22.522	245	40.019	162	28.251	209
4	1:57.567	48.022	234	41.011	155	28.534	210	8	1:45.966	23.973	194	43.387	147	38.606	

36	Philipp Eng, AUT/ Klaus Bachler, AUT							theoretical besttime: 1:30.158							
1	12:20.879	11:03.952	219	45.830	146	31.097	193	5	1:30.358	22.639	243	39.726	173	27.993	208
2	2:24.173	38.374	138	55.566	112	50.233		6	1:36.114	22.525	246	40.469	172	33.120	207
3	2:41.138	1:20.845	179	48.308	121	31.985	205	7	1:30.479	22.846	242	39.641	167	27.992	206
4	1:30.731	22.773	242	39.849	170	28.109	205	8	1:55.830	23.352	195	52.505	129	39.973	

42	Hari Proczyk, AUT/ Andreas Simonsen, SWE							theoretical besttime: 1:31.216							
1	5:36.966	4:15.085	197	50.542	134	31.339	197	8	1:31.742	22.972	241	40.422	162	28.348	204
2	1:34.153	23.727	238	41.535	147	28.891	203	9	1:31.472	23.066	242	40.161	161	28.245	205
3	1:32.241	23.179	237	40.388	158	28.674	203	10	1:31.547	22.915	242	40.303	171	28.329	206
4	1:34.547	23.213	240	42.333	137	29.001	204	11	1:31.526	22.810	243	40.348	168	28.368	205
5	1:32.093	23.009	240	40.539	162	28.545	199	12	1:31.624	22.878	242	40.339	164	28.407	203
6	1:59.142	26.853	182	48.862	135	43.427		13	1:39.241	22.879	243	40.518	168	35.844	
7	4:48.830	3:35.165	176	44.679	148	28.986	205								



ADAC GT Masters

Lap Analysis Qualifying 1

Provisional



Red Bull Ring, Length: 4326 m

Air temperature: 28.5°C

Track temperature: 39.2°C

Weather condition: Dry



Reg. Nr.: CR 11/2015

Friday 5.6.2015 17:15

Lap	Time	SE1	SP1	SE2	SP2	SE3	SP3	Lap	Time	SE1	SP1	SE2	SP2	SE3	SP3
-----	------	-----	-----	-----	-----	-----	-----	-----	------	-----	-----	-----	-----	-----	-----

63 Adrian Zaugg, ZAF/ Mirko Bortolotti, ITA

theoretical besttime: 1:30.514

1	7:26.601	6:00.732	112	52.939	132	32.930	183	8	1:38.197	22.762	245	40.147	164	35.288	
2	1:38.935	25.255	208	44.572	144	29.108	205	9	2:48.392	1:39.948	240	40.167	164	28.277	207
3	1:34.063	22.819	244	42.819	149	28.425	207	10	1:32.278	22.744	245	40.096	169	29.438	206
4	2:07.490	22.754	244	1:02.265	134	42.471		11	1:30.724	22.617	245	40.292	167	27.815	207
5	4:12.929	2:54.061	194	46.761	141	32.107	204	12	1:30.587	22.681	245	40.082	169	27.824	207
6	1:44.969	28.367	130	47.202	147	29.400	208								
7	1:30.883	22.739	244	40.106	164	28.038	206								

66 Andreas Wirth, DEU/ Daniel Keilwitz, DEU

theoretical besttime: 1:30.409

1	2:35.863	1:18.237	173	47.214	138	30.412	197	7	11:57.183	10:46.299	217	42.158	160	28.726	210
2	1:36.251	24.304	208	42.606	129	29.341	209	8	1:30.722	22.666	240	40.271	172	27.785	211
3	1:31.248	22.640	243	40.547	163	28.061	210	9	1:30.457	22.520	241	40.104	164	27.833	211
4	1:31.202	22.843	240	40.447	165	27.912	211	10	1:30.663	22.587	242	40.191	167	27.885	212
5	1:31.461	22.818	240	40.592	164	28.051	211	11	1:38.177	22.960	224	41.614	149	33.603	
6	1:42.590	23.965	196	42.766	148	35.859									

69 Patrick Assenheimer, DEU/ Diego Alessi, ITA

theoretical besttime: 1:30.810

1	5:25.233	4:06.962	188	47.294	135	30.977	201	8	1:31.721	22.866	244	40.742	152	28.113	208
2	1:40.031	24.250	218	43.292	145	32.489	204	9	1:35.692	23.519	242	43.916	152	28.257	208
3	1:34.195	23.190	236	42.988	159	28.017	208	10	1:31.151	22.830	243	40.435	157	27.886	209
4	1:32.717	23.368	241	41.114	151	28.235	206	11	1:31.251	22.755	244	40.493	154	28.003	208
5	1:32.491	22.934	243	41.419	149	28.138	208	12	1:31.189	22.804	242	40.443	164	27.942	208
6	1:44.717	24.204	220	43.858	136	36.655		13	1:30.881	22.689	245	40.235	157	27.957	208
7	3:47.818	2:27.789	225	47.378	130	32.651	207	14	1:39.168	22.766	245	41.536	152	34.866	

80 Jens Klingmann, DEU/ Dominik Baumann, AUT

theoretical besttime: 1:30.823

1	3:57.443	2:43.962	175	44.339	155	29.142	200	5	1:31.108	23.066	236	40.177	167	27.865	203
2	1:32.737	23.489	233	41.035	162	28.213	201	6	1:31.045	23.095	236	39.892	168	28.058	203
3	1:31.558	23.307	235	40.294	167	27.957	202	7	1:48.104	23.462	224	41.893	160	42.749	
4	1:31.340	23.154	236	40.201	167	27.985	202								

100 Daniel Dobitsch, AUT/ Edward Sandström, SWE

theoretical besttime: 1:30.781

1	13:45.827	12:10.299	156	54.131	121	41.397		6	1:31.307	22.962	237	40.286	166	28.059	203
2	3:44.565	2:21.373	202	47.752	130	35.440	201	7	1:30.945	23.049	237	39.913	167	27.983	204
3	1:32.596	23.287	237	40.891	157	28.418	203	8	1:46.483	25.303	174	47.312	123	33.868	205
4	1:31.550	23.222	235	40.276	166	28.052	204	9	1:30.979	23.005	236	40.068	161	27.906	204
5	1:33.256	23.038	236	41.244	153	28.974	204								