

Circuit of Paul Ricard

On April, 27 - 28

**Qualifying - 2 RESULTS**

Track status : Wet Temperature : 8.9°C

Ord.	Nº	Entrant	Nat.	Driver	Nat.	TG	Driver 2	Nat.	TG	Vehicle	Cat.	Clas.	Laps	Best	Time	Gap	Interval	Km/h
1	13	GPR Racing	BE	<u>Maxime Soulet</u>	BE		Enzo Ide	BE		Aston Martin V12 Vantage GT3	GTS	1º	9	7	2'12.129			159.172
2	66	Bhai Tech Racing	IT	Chris Van Der Drift	NZ		<u>Luiz Tadeu Razia</u>	CH		McLaren MP4 12C GT3	GTS	2º	8	6	2'13.692	1"563	1"563	157.311
3	54	AF Corse	IT	Claudio Sdanewitsch	DE	G	<u>Michele Rugolo</u>	IT		Ferrari 458 Italia GT3	GTS	3º	9	7	2'14.648	2"519	0"956	156.194
4	57	Autorlando Sport	IT	<u>Isaac Tutumlu</u>	ES		Dimitris Deverikos	GR	G	Porsche 997 GT3 R	GTS	4º	8	6	2'15.012	2"883	0"364	155.773
5	77	Kessel Racing	CH	Marco Zanuttini	NL	G	<u>Stefano Gattuso</u>	IT		Ferrari 458 Italia GT3	GTS	5º	8	6	2'15.599	3"470	0"587	155.099
6	60	Ombra	IT	<u>Stefano Costantini</u>	IT		Jack Clarke	GB		Ferrari 458 Italia GT3	GTS	6º	7	6	2'16.800	4"671	1"201	153.737
7	55	AF Corse	IT	Matteo Beretta	IT		<u>Michael Lyons</u>	GB		Ferrari 458 Italia GT3	GTS	7º	9	7	2'17.017	4"888	0"217	153.494
8	53	Kessel Racing	CH	<u>Johnny Laursen</u>	DK	G	Jan Magnussen	CH		Ferrari 458 Italia GT3	GTS	8º	8	6	2'17.572	5"443	0"555	152.875
9	59	Ombra	IT	Mario Cordoni	IT	G	<u>Joel Camathias</u>	CH		Ferrari 458 Italia GT3	GTS	9º	7	6	2'17.784	5"655	0"212	152.639
10	61	Seyffarth Motorsport	DE	<u>Miguel Toril</u>	ES		Renger v.d. Zande	NL		Mercedes SLS AMG GT3	GTS	10º	8	6	2'18.280	6"151	0"496	152.092
11	51	Kessel Racing	CH	<u>Lorenzo Bontempelli</u>	IT		Nicola De Marco	IT		Ferrari 458 Italia GT3	GTS	11º	8	7	2'20.149	8"020	1"869	150.064
12	3	Scuderia Villorba Corse	IT	Andrea Montermini	IT		<u>Luca Filippi</u>	IT		Ferrari 458 GT Italia	Super GT	1º	8	5	2'23.599	11"470	3"450	146.458
13	64	SMP Racing -Russian Bears	RU	<u>Viacheslav Maleev</u>	RU	G	Kirill Ladygin	RU		Ferrari 458 Italia GT3	GTS	12º	7	4	2'23.915	11"786	0"316	146.137
14	1	AT Racing	IT	Alexander Talkanitsa, s	BY	G	<u>Alexander Talkanitsa, jr</u>	BY		Ferrari 458 GT Italia	Super GT	2º	8	5	2'24.104	11"975	0"189	145.945
15	10	MTech	GB	Duncan Cameron	CH		<u>Matt Griffin</u>	GB		Ferrari 458 GT Italia	Super GT	3º	7	4	2'24.390	12"261	0"286	145.656
16	99	Team Ukraine	UA	Andrii Kruglyk	UA		<u>Rusland Tsyplakov</u>	UA		Ferrari 458 Italia GT3	GTS	13º	7	4	2'24.969	12"840	0"579	145.074
17	52	Kessel Racing	CH	Stephen Earle	US	G	<u>Freddy Kremer</u>	DE	G	Ferrari 458 Italia GT3	GTS	14º	8	6	2'26.062	13"933	1"093	143.989
18	4	V8 Racing	NL	Miguel Ramos	AT		<u>Nicky Pastorelli</u>	AT		Chevrolet Corvette C6R 5500 cc	Super GT	4º	7	4	2'26.365	14"236	0"303	143.691
19	5	Drivex	ES	Archie Hamilton	GB		<u>Niccolò Schirò</u>	IT		Porsche 997 GT3 RSR 2012	Super GT	5º	8	4	2'27.490	15"361	1"125	142.595
20	7	V8 Racing	NL	Diederich Sijthoff	NL		<u>Bert Longin</u>	BE		Chevrolet Corvette 7000 cc	Super GT	6º	8	5	2'28.169	16"040	0"679	141.941
21	12	V8 Racing	NL	<u>Danny Werkman</u>	NL	G	Jacky Camp	NL		Chevrolet Corvette 7000 cc	Super GT	7º	8	7	2'29.700	17"571	1"531	140.489
22	8	V8 Racing	NL	<u>Rick Abresch</u>	NL	G	Wolf Nathan	NL	G	Chevrolet Corvette 7000 cc	Super GT	8º	8	5	2'30.791	18"662	1"091	139.473

Circuit of Paul Ricard on April 28, 2013

At 8:59

RACE DIRECTOR

TIMEKEEPER

**LAP ANALYSIS Qualifying - 2**

Number	1			3			4			5			7			8		
Lap	Lap Time	Partial	Speed	Lap Time	Partial	Speed	Lap Time	Partial	Speed	Lap Time	Partial	Speed	Lap Time	Partial	Speed	Lap Time	Partial	Speed
1 <sup>a</sup> - 1	0'45.366	0'45.366	221.312	1'10.776	1'10.776	104.449	0'42.805	0'42.805	236.843	0'41.711	0'41.711	233.767	0'42.772	0'42.772	221.766	0'47.417	0'47.417	181.513
1 <sup>a</sup> - 2	1'32.481	0'47.115		2'02.227	0'51.451		1'26.742	0'43.937		1'25.098	0'43.387		1'27.991	0'45.219		1'36.426	0'49.009	
1 <sup>a</sup> - 3	3'07.117	1'34.636	PIT	3'13.394	1'11.167		2'50.815	1'24.073	PIT	2'45.644	1'20.546	PIT	2'49.453	1'21.462	PIT	3'12.844	1'36.418	PIT
2 <sup>a</sup> - 1	2'29.472	2'29.472	128.419	0'43.162	0'43.162	223.603	1'51.942	1'51.942	121.759	2'27.536	2'27.536	140.078	2'20.375	2'20.375	127.509	2'19.657	2'19.657	118.422
2 <sup>a</sup> - 2	3'13.851	0'44.379		1'25.697	0'42.535		2'35.065	0'43.123		3'10.369	0'42.833		3'05.724	0'45.349		3'06.950	0'47.293	
2 <sup>a</sup> - 3	4'19.266	1'05.415		3'26.352	2'00.655	PIT	3'38.625	1'03.560		4'20.490	1'10.121		4'07.622	1'01.898		4'11.867	1'04.917	
3 <sup>a</sup> - 1	0'41.443	0'41.443	249.423	1'22.950	1'22.950	132.679	0'40.868	0'40.868	241.072	0'42.135	0'42.135	246.576	0'41.106	0'41.106	245.455	0'42.498	0'42.498	227.369
3 <sup>a</sup> - 2	1'25.090	0'43.647		2'07.317	0'44.367		1'23.796	0'42.928		1'25.692	0'43.557		1'24.086	0'42.980		1'27.441	0'44.943	
3 <sup>a</sup> - 3	2'27.077	1'01.987		3'09.100	1'01.783		2'26.365	1'02.569		2'27.490	1'01.798		2'41.536	1'17.450		2'31.344	1'03.903	
4 <sup>a</sup> - 1	0'40.531	0'40.531	249.423	0'40.603	0'40.603	247.140	0'41.210	0'41.210	241.611	0'42.835	0'42.835	246.576	0'41.674	0'41.674	244.898	0'42.245	0'42.245	230.770
4 <sup>a</sup> - 2	1'23.025	0'42.494		1'22.923	0'42.320		1'24.426	0'43.216		1'26.467	0'43.632		1'25.440	0'43.766		1'26.937	0'44.692	
4 <sup>a</sup> - 3	2'24.104	1'01.079		2'23.599	1'00.676		2'27.537	1'03.111		2'36.279	1'09.812		2'28.169	1'02.729		2'30.791	1'03.854	
5 <sup>a</sup> - 1	0'40.387	0'40.387	250.001	0'41.685	0'41.685	243.793	0'42.359	0'42.359	227.369	0'42.241	0'42.241	247.707	0'41.488	0'41.488	243.793	0'41.995	0'41.995	231.760
5 <sup>a</sup> - 2	1'23.263	0'42.876		1'24.626	0'42.941		1'34.433	0'52.074		1'25.517	0'43.276		1'25.538	0'44.050		1'27.331	0'45.336	
5 <sup>a</sup> - 3	2'24.365	1'01.102		2'25.612	1'00.986		2'50.105	1'15.672		2'28.407	1'02.890		2'28.659	1'03.121		2'32.691	1'05.360	
6 <sup>a</sup> - 1	0'40.520	0'40.520	250.001	0'40.555	0'40.555	248.276	0'41.387	0'41.387	241.611	0'40.668	0'40.668	247.140	0'41.532	0'41.532	243.793	0'42.658	0'42.658	230.278
6 <sup>a</sup> - 2	1'23.038	0'42.518		1'23.569	0'43.014		1'25.225	0'43.838		1'25.821	0'45.153		1'25.217	0'43.685		1'27.496	0'44.838	
6 <sup>a</sup> - 3	2'25.732	1'02.694		2'24.613	1'01.044		2'28.489	1'03.264		2'28.471	1'02.650		2'28.206	1'02.989		2'31.403	1'03.907	
7 <sup>a</sup> - 1	0'46.679	0'46.679	197.081	0'41.013	0'41.013	248.276	0'43.738	0'43.738	225.470	0'43.223	0'43.223	206.107	0'47.806	0'47.806	184.616	0'48.624	0'48.624	168.225
7 <sup>a</sup> - 2	1'33.292	0'46.613		1'24.066	0'43.053		1'36.967	0'53.229		1'27.297	0'44.074		1'35.009	0'47.203		1'41.792	0'53.168	
7 <sup>a</sup> - 3	2'47.949	1'14.657	PIT	2'31.812	1'07.746					2'40.788	1'13.491	PIT	2'52.489	1'17.480	PIT	3'05.975	1'24.183	PIT
8 <sup>a</sup> - 1				0'39.951	0'39.951	248.276												
8 <sup>a</sup> - 2				1'22.844	0'42.893													
8 <sup>a</sup> - 3																		

Ideal Lap	
0'40.387	0'40.387
1'22.881	0'42.494
2'23.960	1'01.079

Ideal Lap	
0'39.951	0'39.951
1'22.271	0'42.320
2'22.947	1'00.676

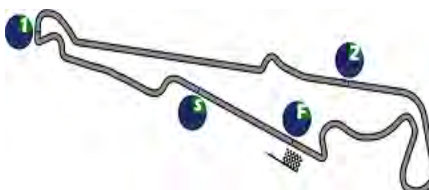
Ideal Lap	
0'40.868	0'40.868
1'23.796	0'42.928
2'26.365	1'02.569

Ideal Lap	
0'40.668	0'40.668
1'23.501	0'42.833
2'25.299	1'01.798

Ideal Lap	
0'41.106	0'41.106
1'24.086	0'42.980
2'25.984	1'01.898

Ideal Lap	
0'41.995	0'41.995
1'26.687	0'44.692
2'30.541	1'03.854

Ideal Best Lap	
0'36.665	0'36.665
1'15.357	0'38.692
2'10.117	0'54.760



**LAP ANALYSIS Qualifying - 2**

Number	10			12			13			51			52			53		
Lap	Lap Time	Partial	Speed	Lap Time	Partial	Speed	Lap Time	Partial	Speed	Lap Time	Partial	Speed	Lap Time	Partial	Speed	Lap Time	Partial	Speed
1 <sup>a</sup> - 1	0'42.014	0'42.014	221.312	0'43.874	0'43.874	210.527	0'41.549	0'41.549	243.244	0'42.775	0'42.775	231.264	0'40.808	0'40.808	241.072	0'44.860	0'44.860	208.898
1 <sup>a</sup> - 2	1'26.306	0'44.292		1'30.388	0'46.514		1'26.876	0'45.327		1'30.100	0'47.325		1'32.424	0'51.616		1'31.019	0'46.159	
1 <sup>a</sup> - 3	2'47.967	1'21.661	PIT	2'54.871	1'24.483	PIT	2'37.421	1'10.545	PIT	2'50.072	1'19.972	PIT	2'52.981	1'20.557	PIT	2'49.258	1'18.239	PIT
2 <sup>a</sup> - 1	2'00.501	2'00.501	116.380	1'43.160	1'43.160	118.812	5'08.104	5'08.104	148.556	5'30.295	5'30.295	118.162	5'21.089	5'21.089	111.802	5'28.327	5'28.327	124.712
2 <sup>a</sup> - 2	2'47.038	0'46.537		2'29.733	0'46.573		5'51.592	0'43.488		6'20.096	0'49.801		6'03.045	0'41.956		6'13.842	0'45.515	
2 <sup>a</sup> - 3	3'51.632	1'04.594		3'32.733	1'03.000		6'50.064	0'58.472		7'27.069	1'06.973		7'03.142	1'00.097		7'17.344	1'03.502	
3 <sup>a</sup> - 1	0'40.690	0'40.690	245.455	0'42.068	0'42.068	242.153	0'38.811	0'38.811	249.423	0'41.616	0'41.616	233.767	0'40.101	0'40.101	242.697	0'41.068	0'41.068	245.455
3 <sup>a</sup> - 2	1'23.293	0'42.603		1'41.990	0'59.922		1'19.070	0'40.259		1'24.090	0'42.474		1'22.503	0'42.402		1'23.271	0'42.203	
3 <sup>a</sup> - 3	2'24.390	1'01.097		2'45.983	1'03.993		2'16.347	0'57.277		2'24.040	0'59.950		2'27.135	1'04.632		2'23.362	1'00.091	
4 <sup>a</sup> - 1	0'40.679	0'40.679	242.697	0'43.322	0'43.322	242.153	0'37.618	0'37.618	250.581	0'41.413	0'41.413	248.276	0'40.245	0'40.245	241.072	0'39.537	0'39.537	246.014
4 <sup>a</sup> - 2	1'23.293	0'42.603		1'27.413	0'44.091		1'17.345	0'39.727		1'23.845	0'42.432		1'27.401	0'47.156		1'20.638	0'41.101	
4 <sup>a</sup> - 3	2'26.510	1'02.908		2'30.303	1'02.890		2'12.603	0'55.258		2'24.393	1'00.548		2'34.105	1'06.704		2'18.853	0'58.215	
5 <sup>a</sup> - 1	0'41.170	0'41.170	244.898	0'42.317	0'42.317	240.535	0'38.255	0'38.255	252.928	0'39.527	0'39.527	244.898	0'40.807	0'40.807	240.000	0'38.757	0'38.757	247.140
5 <sup>a</sup> - 2	1'24.109	0'42.939		1'34.990	0'52.673		1'18.495	0'40.240		1'20.991	0'41.464		1'24.649	0'43.842		1'19.949	0'41.192	
5 <sup>a</sup> - 3	2'26.102	1'01.993		2'38.540	1'03.550		2'14.224	0'55.729		2'20.873	0'59.882		2'26.062	1'01.413		2'17.572	0'57.623	
6 <sup>a</sup> - 1	0'39.877	0'39.877	245.455	0'42.100	0'42.100	239.468	0'37.654	0'37.654	252.928	0'39.211	0'39.211	246.576	0'41.362	0'41.362	240.535	0'39.872	0'39.872	246.576
6 <sup>a</sup> - 2	1'23.817	0'43.940		1'26.329	0'44.229		1'17.369	0'39.715		1'20.599	0'41.388		1'24.893	0'43.531		1'21.743	0'41.871	
6 <sup>a</sup> - 3	2'37.784	1'13.967	PIT	2'29.700	1'03.371		2'12.129	0'54.760		2'20.149	0'59.550		2'27.117	1'02.224		2'22.574	1'00.831	
7 <sup>a</sup> - 1				0'46.694	0'46.694	194.946	0'36.665	0'36.665	251.163	0'39.176	0'39.176	248.276	0'40.943	0'40.943	240.535	0'39.057	0'39.057	244.344
7 <sup>a</sup> - 2				1'36.045	0'49.351		1'15.357	0'38.692		1'22.337	0'43.161		1'25.635	0'44.692		1'25.021	0'45.964	
7 <sup>a</sup> - 3				2'56.028	1'19.983	PIT	2'12.185	0'56.828		2'46.179	1'23.842	PIT	2'48.088	1'22.453	PIT	3'02.429	1'37.408	PIT
8 <sup>a</sup> - 1							0'42.150	0'42.150	251.163									
8 <sup>a</sup> - 2							1'29.524	0'47.374										
8 <sup>a</sup> - 3							2'53.866	1'24.342	PIT									

Ideal Lap	
0'39.877	0'39.877
1'22.480	0'42.603
2'23.577	1'01.097

Ideal Lap	
0'42.068	0'42.068
1'26.159	0'44.091
2'29.049	1'02.890

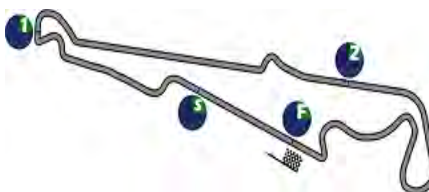
Ideal Lap	
0'36.665	0'36.665
1'15.357	0'38.692
2'10.117	0'54.760

Ideal Lap	
0'39.176	0'39.176
1'20.564	0'41.388
2'20.114	0'59.550

Ideal Lap	
0'40.101	0'40.101
1'22.057	0'41.956
2'22.154	1'00.097

Ideal Lap	
0'38.757	0'38.757
1'19.858	0'41.101
2'17.481	0'57.623

Ideal Best Lap	
0'36.665	0'36.665
1'15.357	0'38.692
2'10.117	0'54.760



LAP ANALYSIS Qualifying - 2

Number	54			55			57			59			60			61		
Lap	Lap Time	Partial	Speed	Lap Time	Partial	Speed	Lap Time	Partial	Speed	Lap Time	Partial	Speed	Lap Time	Partial	Speed	Lap Time	Partial	Speed
1 <sup>a</sup> - 1	0'41.486	0'41.486	240.000	0'41.205	0'41.205	240.000	0'43.021	0'43.021	242.153	0'41.130	0'41.130	242.697	0'42.374	0'42.374	230.278	0'42.984	0'42.984	209.709
1 <sup>a</sup> - 2	1'24.478	0'42.992		1'24.518	0'43.313		1'37.895	0'54.874		1'23.764	0'42.634		1'27.894	0'45.520		1'30.546	0'47.562	
1 <sup>a</sup> - 3	2'40.326	1'15.848	PIT	2'36.171	1'11.653		2'53.343	1'15.448	PIT	2'34.378	1'10.614	PIT	2'46.390	1'18.496	PIT	2'47.045	1'16.499	PIT
2 <sup>a</sup> - 1	6'02.179	6'02.179	136.192	5'49.081	5'49.081	140.260	4'54.969	4'54.969	131.387	5'50.327	5'50.327	131.547	5'31.268	5'31.268	129.033	5'29.352	5'29.352	121.759
2 <sup>a</sup> - 2	6'42.232	0'40.053		6'33.007	0'43.926		5'38.619	0'43.650		6'34.879	0'44.552		6'16.637	0'45.369		6'16.330	0'46.978	
2 <sup>a</sup> - 3	7'44.040	1'01.808		7'39.739	1'06.732		6'37.504	0'58.885		7'35.848	1'00.969		7'19.631	1'02.994		7'19.799	1'03.469	
3 <sup>a</sup> - 1	0'41.116	0'41.116	242.697	0'40.085	0'40.085	247.707	0'38.479	0'38.479	247.707	0'40.218	0'40.218	245.455	0'41.131	0'41.131	244.344	0'40.606	0'40.606	240.535
3 <sup>a</sup> - 2	1'23.875	0'42.759		1'21.565	0'41.480		1'19.309	0'40.830		1'22.501	0'42.283		1'23.816	0'42.685		1'23.393	0'42.787	
3 <sup>a</sup> - 3	2'22.405	0'58.530		2'19.980	0'58.415		2'16.038	0'56.729		2'21.195	0'58.694		2'23.002	0'59.186		2'22.813	0'59.420	
4 <sup>a</sup> - 1	0'38.942	0'38.942	243.793	0'38.870	0'38.870	244.344	0'38.192	0'38.192	248.848	0'39.637	0'39.637	244.344	0'40.394	0'40.394	244.344	0'39.329	0'39.329	245.455
4 <sup>a</sup> - 2	1'19.526	0'40.584		1'19.561	0'40.691		1'18.248	0'40.056		1'20.746	0'41.109		1'21.855	0'41.461		1'21.117	0'41.788	
4 <sup>a</sup> - 3	2'16.760	0'57.234		2'20.252	1'00.691		2'25.604	1'07.356		2'18.957	0'58.211		2'19.570	0'57.715		2'19.443	0'58.326	
5 <sup>a</sup> - 1	0'38.393	0'38.393	242.153	0'38.530	0'38.530	244.344	0'38.722	0'38.722	247.707	0'39.263	0'39.263	243.793	0'38.721	0'38.721	244.898	0'38.890	0'38.890	246.014
5 <sup>a</sup> - 2	1'18.544	0'40.151		1'20.232	0'41.702		1'19.047	0'40.325		1'20.315	0'41.052		1'19.475	0'40.754		1'20.377	0'41.487	
5 <sup>a</sup> - 3	2'14.897	0'56.353		2'17.305	0'57.073		2'15.012	0'55.965		2'17.784	0'57.469		2'16.800	0'57.325		2'18.280	0'57.903	
6 <sup>a</sup> - 1	0'37.845	0'37.845	243.244	0'39.707	0'39.707	244.898	0'40.240	0'40.240	248.276	0'39.672	0'39.672	244.344	0'40.999	0'40.999	243.793	0'42.140	0'42.140	245.455
6 <sup>a</sup> - 2	1'17.134	0'39.289		1'19.912	0'40.205		1'26.307	0'46.067		1'20.952	0'41.280		1'21.830	0'40.831		1'28.590	0'46.450	
6 <sup>a</sup> - 3	2'14.648	0'57.514		2'17.017	0'57.105		2'24.415	0'58.108		2'18.429	0'57.477		2'20.074	0'58.244		2'28.065	0'59.475	
7 <sup>a</sup> - 1	0'38.044	0'38.044	242.697	0'38.183	0'38.183	245.455	0'37.924	0'37.924	248.276	0'38.661	0'38.661	244.898	0'38.986	0'38.986	244.898	0'40.498	0'40.498	246.576
7 <sup>a</sup> - 2	1'18.090	0'40.046		1'18.565	0'40.382		1'18.182	0'40.258		1'19.128	0'40.467		1'20.029	0'41.043		1'24.164	0'43.666	
7 <sup>a</sup> - 3	2'22.379	1'04.289		2'19.373	1'00.808		2'31.886	1'13.704	PIT							2'44.493	1'20.329	PIT
8 <sup>a</sup> - 1	0'44.578	0'44.578	223.603	0'39.948	0'39.948	242.697												
8 <sup>a</sup> - 2	1'34.045	0'49.467		1'23.228	0'43.280													
8 <sup>a</sup> - 3	3'04.739	1'30.694	PIT	2'45.243	1'22.015	PIT												

Ideal Lap	
0'37.845	0'37.845
1'17.134	0'39.289
2'13.487	0'56.353

Ideal Lap	
0'38.183	0'38.183
1'18.388	0'40.205
2'15.461	0'57.073

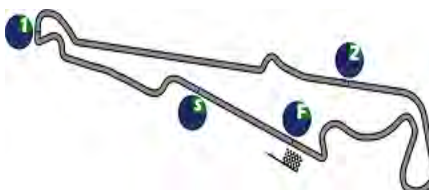
Ideal Lap	
0'37.924	0'37.924
1'17.980	0'40.056
2'13.945	0'55.965

Ideal Lap	
0'38.661	0'38.661
1'19.128	0'40.467
2'16.597	0'57.469

Ideal Lap	
0'38.721	0'38.721
1'19.475	0'40.754
2'16.800	0'57.325

Ideal Lap	
0'38.890	0'38.890
1'20.377	0'41.487
2'18.280	0'57.903

Ideal Best Lap	
0'36.665	0'36.665
1'15.357	0'38.692
2'10.117	0'54.760



**LAP ANALYSIS Qualifying - 2**

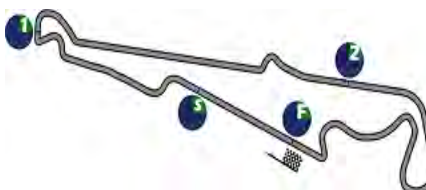
Number	64			66			77			99		
Lap	Lap Time	Partial	Speed	Lap Time	Partial	Speed	Lap Time	Partial	Speed	Lap Time	Partial	Speed
1 <sup>a</sup> - 1	0'43.110	0'43.110	238.411	0'43.400	0'43.400	197.441	0'43.041	0'43.041	225.942	0'44.623	0'44.623	235.295
1 <sup>a</sup> - 2	1'29.552	0'46.442		1'30.464	0'47.064		1'27.832	0'44.791		1'38.921	0'54.298	
1 <sup>a</sup> - 3	2'47.643	1'18.091	PIT	2'47.267	1'16.803	PIT	2'41.819	1'13.987	PIT	2'59.067	1'20.146	PIT
2 <sup>a</sup> - 1	6'48.955	6'48.955		6'46.398	6'46.398	132.679	5'30.204	5'30.204	125.145	4'49.846	4'49.846	105.161
2 <sup>a</sup> - 2	7'31.924	0'42.969		7'30.880	0'44.482		6'17.103	0'46.899		5'33.888	0'44.042	
2 <sup>a</sup> - 3	8'32.821	1'00.897		8'31.763	1'00.883		7'20.396	1'03.293		6'35.170	1'01.282	
3 <sup>a</sup> - 1	0'39.855	0'39.855	238.939	0'39.918	0'39.918	248.276	0'41.428	0'41.428	239.468	0'40.064	0'40.064	239.468
3 <sup>a</sup> - 2	1'22.462	0'42.607		1'20.893	0'40.975		1'24.044	0'42.616		1'22.935	0'42.871	
3 <sup>a</sup> - 3	2'23.915	1'01.453		2'18.490	0'57.597		2'22.803	0'58.759		2'24.969	1'02.034	
4 <sup>a</sup> - 1	0'40.435	0'40.435	240.000	0'38.980	0'38.980	248.848	0'39.319	0'39.319	246.576	0'42.946	0'42.946	238.411
4 <sup>a</sup> - 2	1'23.879	0'43.444		1'19.634	0'40.654		1'20.769	0'41.450		1'27.756	0'44.810	
4 <sup>a</sup> - 3	2'34.948	1'11.069	PIT	2'16.171	0'56.537		2'19.034	0'58.265		2'39.159	1'11.403	PIT
5 <sup>a</sup> - 1	1'58.355	1'58.355	117.520	0'37.882	0'37.882	248.848	0'38.404	0'38.404	247.140	1'44.834	1'44.834	120.000
5 <sup>a</sup> - 2	2'44.660	0'46.305		1'17.573	0'39.691		1'18.785	0'40.381		2'38.490	0'53.656	
5 <sup>a</sup> - 3	3'59.961	1'15.301		2'13.692	0'56.119		2'15.599	0'56.814		4'12.004	1'33.514	
6 <sup>a</sup> - 1	0'44.226	0'44.226	236.843	0'42.031	0'42.031	247.707	0'40.480	0'40.480	248.276	0'41.657	0'41.657	240.535
6 <sup>a</sup> - 2	1'26.360	0'42.134		1'24.706	0'42.675		1'21.026	0'40.546		1'43.348	1'01.691	
6 <sup>a</sup> - 3	2'50.075	1'23.715	PIT	2'23.434	0'58.728		2'19.455	0'58.429		3'19.320	1'35.972	PIT
7 <sup>a</sup> - 1				0'38.671	0'38.671	249.423	0'37.294	0'37.294	247.140			
7 <sup>a</sup> - 2				1'21.959	0'43.288		1'18.519	0'41.225				
7 <sup>a</sup> - 3				2'48.605	1'26.646	PIT	2'38.286	1'19.767	PIT			
8 <sup>a</sup> - 1												
8 <sup>a</sup> - 2												
8 <sup>a</sup> - 3												

Ideal Lap	
0'39.855	0'39.855
1'21.989	0'42.134
2'22.886	1'00.897

Ideal Lap	
0'37.882	0'37.882
1'17.573	0'39.691
2'13.692	0'56.119

Ideal Lap	
0'37.294	0'37.294
1'17.675	0'40.381
2'14.489	0'56.814

Ideal Lap	
0'40.064	0'40.064
1'22.935	0'42.871
2'24.217	1'01.282



Circuit of Paul Ricard  
On April, 27 - 28

### Qualifying - 2 Sectors Results

		Sector - 1		Sector - 2		Sector - 3		Ideal Lap vs Best Lap				
Ord.	Nº Driver	Time	Nº Driver	Time	Nº Driver	Time	Ord.	Nº Driver	Idea Lap	Best Lap	Ord.	
1	13 Maxime Soulet	36.665	13 Maxime Soulet	38.692	13 Maxime Soulet	54.760	1	13 Maxime Soulet	2'10.117	2'12.129	1	
2	77 Stefano Gattuso	37.294	54 Michele Rugolo	39.289	57 Isaac Tutumlu	55.965	2	54 Michele Rugolo	2'13.487	2'14.648	3	
3	54 Michele Rugolo	37.845	66 Luiz Tadeu Razia	39.691	66 Luiz Tadeu Razia	56.119	3	66 Luiz Tadeu Razia	2'13.692	2'13.692	2	
4	66 Luiz Tadeu Razia	37.882	57 Isaac Tutumlu	40.056	54 Michele Rugolo	56.353	4	57 Isaac Tutumlu	2'13.945	2'15.012	4	
5	57 Isaac Tutumlu	37.924	55 Michael Lyons	40.205	77 Stefano Gattuso	56.814	5	77 Stefano Gattuso	2'14.489	2'15.599	5	
6	55 Michael Lyons	38.183	77 Stefano Gattuso	40.381	55 Michael Lyons	57.073	6	55 Michael Lyons	2'15.461	2'17.017	7	
7	59 Joel Camathias	38.661	59 Joel Camathias	40.467	60 Stefano Costantini	57.325	7	59 Joel Camathias	2'16.597	2'17.784	9	
8	60 Stefano Costantini	38.721	60 Stefano Costantini	40.754	59 Joel Camathias	57.469	8	60 Stefano Costantini	2'16.800	2'16.800	6	
9	53 Johnny Laursen	38.757	53 Johnny Laursen	41.101	53 Johnny Laursen	57.623	9	53 Johnny Laursen	2'17.481	2'17.572	8	
10	61 Miguel Toril	38.890	51 Lorenzo Bontempelli	41.388	61 Miguel Toril	57.903	10	61 Miguel Toril	2'18.280	2'18.280	10	
11	51 Lorenzo Bontempelli	39.176	61 Miguel Toril	41.487	51 Lorenzo Bontempelli	59.550	11	51 Lorenzo Bontempelli	2'20.114	2'20.149	11	
12	64 Viacheslav Maleev	39.855	52 Freddy Kremer	41.956	52 Freddy Kremer	1'00.097	12	52 Freddy Kremer	2'22.154	2'26.062	17	
13	10 Matt Griffin	39.877	64 Viacheslav Maleev	42.134	3 Luca Filippi	1'00.676	13	64 Viacheslav Maleev	2'22.886	2'23.915	13	
14	3 Luca Filippi	39.951	3 Luca Filippi	42.320	64 Viacheslav Maleev	1'00.897	14	3 Luca Filippi	2'22.947	2'23.599	12	
15	99 Rusland Tsyplakov	40.064	1 Alexander Talkanitsa, jr	42.494	1 Alexander Talkanitsa, jr	1'01.079	15	10 Matt Griffin	2'23.577	2'24.390	15	
16	52 Freddy Kremer	40.101	10 Matt Griffin	42.603	10 Matt Griffin	1'01.097	16	1 Alexander Talkanitsa, jr	2'23.960	2'24.104	14	
17	1 Alexander Talkanitsa, jr	40.387	5 Niccolò Schirò	42.833	99 Rusland Tsyplakov	1'01.282	17	99 Rusland Tsyplakov	2'24.217	2'24.969	16	
18	5 Niccolò Schirò	40.668	99 Rusland Tsyplakov	42.871	5 Niccolò Schirò	1'01.798	18	5 Niccolò Schirò	2'25.299	2'27.490	19	
19	4 Nicky Pastorelli	40.868	4 Nicky Pastorelli	42.928	7 Bert Longin	1'01.898	19	7 Bert Longin	2'25.984	2'28.169	20	
20	7 Bert Longin	41.106	7 Bert Longin	42.980	4 Nicky Pastorelli	1'02.569	20	4 Nicky Pastorelli	2'26.365	2'26.365	18	
21	8 Rick Abresch	41.995	12 Danny Werkman	44.091	12 Danny Werkman	1'02.890	21	12 Danny Werkman	2'29.049	2'29.700	21	
22	12 Danny Werkman	42.068	8 Rick Abresch	44.692	8 Rick Abresch	1'03.854	22	8 Rick Abresch	2'30.541	2'30.791	22	

Circuit of Paul Ricard

On April, 27 - 28

**Qualifying - 2 MAXIMUM SPEED**

Ord.	Nº	Entrant	Nat.	Driver	Nat.	TG	Driver 2	Nat.	TG	Vehicle	Cat.	Cla.	Km/h
1	13	GPR Racing	BE	Maxime Soulet	BE		Enzo Ide	BE		Aston Martin V12 Vantage GT3	GTS	1º	252.928
2	1	AT Racing	IT	Alexander Talkanitsa, s	BY	G	Alexander Talkanitsa, jr	BY		Ferrari 458 GT Italia	Super GT	1º	250.001
3	66	Bhai Tech Racing	IT	Chris Van Der Drift	NZ		Luiz Tadeu Razia	CH		McLaren MP4 12C GT3	GTS	2º	249.423
4	57	Autorlando Sport	IT	Isaac Tutumlu	ES		Dimitris Deverikos	GR	G	Porsche 997 GT3 R	GTS	3º	248.848
5	51	Kessel Racing	CH	Lorenzo Bontempelli	IT		Nicola De Marco	IT		Ferrari 458 Italia GT3	GTS	4º	248.276
6	77	Kessel Racing	CH	Marco Zanuttini	NL	G	Stefano Gattuso	IT		Ferrari 458 Italia GT3	GTS	5º	248.276
7	3	Scuderia Villorba Corse	IT	Andrea Montermini	IT		Luca Filippi	IT		Ferrari 458 GT Italia	Super GT	2º	248.276
8	5	Drivex	ES	Archie Hamilton	GB		Niccolò Schirò	IT		Porsche 997 GT3 RSR 2012	Super GT	3º	247.707
9	55	AF Corse	IT	Matteo Beretta	IT		Michael Lyons	GB		Ferrari 458 Italia GT3	GTS	6º	247.707
10	53	Kessel Racing	CH	Johnny Laursen	DK	G	Jan Magnussen	CH		Ferrari 458 Italia GT3	GTS	7º	247.140
11	61	Seyffarth Motorsport	DE	Miguel Toril	ES		Renger v.d. Zande	NL		Mercedes SLS AMG GT3	GTS	8º	246.576
12	10	MTech	GB	Duncan Cameron	CH		Matt Griffin	GB		Ferrari 458 GT Italia	Super GT	4º	245.455
13	7	V8 Racing	NL	Diederich Sijthoff	NL		Bert Longin	BE		Chevrolet Corvette 7000 cc	Super GT	5º	245.455
14	59	Ombra	IT	Mario Cordoni	IT	G	Joel Camathias	CH		Ferrari 458 Italia GT3	GTS	9º	245.455
15	60	Ombra	IT	Stefano Costantini	IT		Jack Clarke	GB		Ferrari 458 Italia GT3	GTS	10º	244.898
16	54	AF Corse	IT	Claudio Sdanewitsch	DE	G	Michele Rugolo	IT		Ferrari 458 Italia GT3	GTS	11º	243.793
17	52	Kessel Racing	CH	Stephen Earle	US	G	Freddy Kremer	DE	G	Ferrari 458 Italia GT3	GTS	12º	242.697
18	12	V8 Racing	NL	Danny Werkman	NL	G	Jacky Camp	NL		Chevrolet Corvette 7000 cc	Super GT	6º	242.153
19	4	V8 Racing	NL	Miguel Ramos	AT		Nicky Pastorelli	AT		Chevrolet Corvette C6R 5500 cc	Super GT	7º	241.611
20	99	Team Ukraine	UA	Andrii Kruglyk	UA		Rusland Tsyplakov	UA		Ferrari 458 Italia GT3	GTS	13º	240.535
21	64	SMP Racing -Russian Bears	RU	Viacheslav Maleev	RU	G	Kirill Ladygin	RU		Ferrari 458 Italia GT3	GTS	14º	240.000
22	8	V8 Racing	NL	Rick Abresch	NL	G	Wolf Nathan	NL	G	Chevrolet Corvette 7000 cc	Super GT	8º	231.760
23	63	SMP Racing -Russian Bears	RU	Pol Rossel	ES		Roman Mavlanov	RU		Ferrari 458 Italia GT3	GTS	15º	110.883