



Free practices 1 RESULTS

Track Status : Dry Temperature : 13.0 °C Wind : 13 Km/h Humidity : 72%

Autodromo di Monza
On October, 05 - 06


Ord.	Nº	Entrant	Nat.	Driver	Nat.	TG	Driver 2	Nat.	TG	Vehicle	Cat.	Cla.	Laps	Best	Time	Gap	Interval	Km/h
1	4	V8 Racing	NL	Miguel Ramos	PT		Nicky Pastorelli	IT		Chevrolet Corvette 7000 cc	Super GT	1º	23	22	1'48.836			191.617
2	3	Scuderia Villorba Corse	IT	Andrea Montermini	IT		Davide Rigon	IT		Ferrari 458 GT Italia	Super GT	2º	24	20	1'48.991	0"155	0"155	191.345
3	55	AF Corse	IT	Matteo Beretta	IT		Michael Lyons	GB		Ferrari 458 Italia GT3	GTS	1º	25	8	1'49.113	0"277	0"122	191.131
4	56	AF Corse	IT	Fabio Onidi	IT		Filip Salaquarda	IT	ERR	Ferrari 458 Italia GT3	GTS	2º	24	11	1'49.139	0"303	0"026	191.085
5	67	ESTA Motorsport	RU	Alexander Skryabin	RU		Alessandro Pier Guidi	IT		Ferrari 458 Italia GT3	GTS	3º	24	12	1'49.332	0"496	0"193	190.748
6	65	Bhai Tech Racing	IT	Rafael Suzuki	BR		Giorgio Pantano	IT		McLaren MP4 12C GT3	GTS	4º	23	22	1'49.471	0"635	0"139	190.506
7	64	SMP Racing -Russian Bears	RU	Viacheslav Maleev	RU	G	Kirill Ladygin	RU		Ferrari 458 Italia GT3	GTS	5º	26	8	1'49.722	0"886	0"251	190.070
8	66	Bhai Tech Racing	IT	Chris Van Der Drift	NZ		Luiz Tadeu Razia	BR		McLaren MP4 12C GT3	GTS	6º	23	9	1'49.728	0"892	0"006	190.060
9	59	Ombra Racing	IT	Mario Cordon	IT	G	Joel Camathias	CH		Ferrari 458 Italia GT3	GTS	7º	26	11	1'49.824	0"988	0"096	189.893
10	1	AT Racing	AT	Alexander Talkanitsa, s	BY	G	Alexander Talkanitsa, j	BY		Ferrari 458 GT Italia	Super GT	3º	26	24	1'49.958	1"122	0"134	189.662
11	11	Kessel Racing	CH	Michael Broniszewski	PL					Ferrari 458 GT Italia	Super GT	4º	18	17	1'50.124	1"288	0"166	189.376
12	63	SMP Racing -Russian Bears	RU	Pol Rossel	ES		Roman Mavlanov	RU		Ferrari 458 Italia GT3	GTS	8º	23	8	1'50.130	1"294	0"006	189.366
13	21	AF Corse	IT	Duncan Cameron	GB		Matt Griffin	IE		Ferrari 458 GT Italia	Super GT	5º	20	8	1'50.169	1"333	0"039	189.299
14	7	V8 Racing	NL	Diederich Sijthoff	NL		Bert Longin	BE		Chevrolet Corvette 7000 cc	Super GT	6º	24	21	1'50.176	1"340	0"007	189.287
15	57	Autorlando Sport	IT	Isaac Tutumlu	ES		Dimitris Deverikos	GR		Porsche 997 GT3 R	GTS	9º	22	6	1'50.230	1"394	0"054	189.194
16	54	AF Corse	IT	Claudio Sdanewitsch	DE	G	Michele Rugolo	IT		Ferrari 458 Italia GT3	GTS	10º	21	19	1'50.541	1"705	0"311	188.662
17	13	GPR Racing	BE	Maxime Soulet	BE		Enzo Ide	BE		Aston Martin V12 Vantage GT	GTS	11º	20	11	1'50.582	1"746	0"041	188.592
18	60	Ombra Racing	IT	Stefano Costantini	IT		Stefano Gattuso	IT		Ferrari 458 Italia GT3	GTS	12º	22	20	1'50.608	1"772	0"026	188.547
19	51	Kessel Racing	CH	Lorenzo Bontempelli	IT		Marco Frezza	IT		Ferrari 458 Italia GT3	GTS	13º	21	18	1'50.780	1"944	0"172	188.255
20	52	Kessel Racing	CH	Stephen Earle	US	G	Freddy Kremer	DE	G	Ferrari 458 Italia GT3	GTS	14º	21	20	1'50.822	1"986	0"042	188.183
21	5	Drivex	ES	Carlos Vieira	PT					Porsche 997 GT3 RSR 2012	Super GT	7º	14	13	1'51.091	2"255	0"269	187.728
22	74	Team rhino's Leiper Motorsport	DE	Fabian Hamprecht	DE		Peter Kox	NL		Lamorghini Gallardo FL2 GT3	GTS	15º	22	20	1'51.321	2"485	0"230	187.340
23	75	Team rhino's Leiper Motorsport	DE	Eduard Leganov	CZ		Stefan Rosina	SK		Lamorghini Gallardo FL2 GT3	GTS	16º	25	20	1'51.361	2"525	0"040	187.273
24	53	Kessel Racing	CH	Johnny Laursen	DK	G	Cesar Ramos	BR		Ferrari 458 Italia GT3	GTS	17º	16	12	1'51.380	2"544	0"019	187.241
25	69	Rinaldi Racing	DE	Vadim Kogay	RU		Marco Seefried	DE		Porsche 997 GT3 R	GTS	18º	22	9	1'51.523	2"687	0"143	187.000
26	61	Seyffarth Motorsport	DE	Miguel Toril	ES		Jan Seyffarth	DE		Mercedes SLS AMG GT3	GTS	19º	22	8	1'51.631	2"795	0"108	186.820
27	12	V8 Racing	NL	Danny Werkman	NL	G	Jacky Camp	NL		Chevrolet Corvette 7000 cc	Super GT	8º	22	20	1'52.719	3"883	1"088	185.016
28	15	AF Corse	IT	Marco Cioci	IT		Vimal Metha	IN		Ferrari 458 GT Italia	Super GT	9º	13	11	1'52.840	4"004	0"121	184.818
29	84	Sports and You	PT	António Coimbra	PT		Luis Silva	PT		Mercedes SLS AMG GT3	GTS	20º	22	11	1'53.879	5"043	1"039	183.132
30	68	Kessel Racing	CH	Thomas Flohr	CH	G	Francesco Castellaci	IT		Ferrari 458 Italia GT3	GTS	21º	9	8	1'55.125	6"289	1"246	181.150
31	8	V8 Racing	NL	Rick Abresch	NL	G	Wolf Nathan	NL	G	Chevrolet Corvette 7000 cc	Super GT	10º	4	2	1'56.071	7"235	0"946	179.673

Autodromo di Monza on October 04, 2013

At 11:39

RACE DIRECTOR

TIMEKEEPER





LAP ANALYSIS Free practices 1

Autodromo di Monza
On October, 05 - 06

Main data table with columns for Lap, Number, and various lap times and speeds for laps 1 through 8.

Table with 2 columns: Ideal Lap, Lap Time, Speed

Table with 2 columns: Ideal Lap, Lap Time, Speed

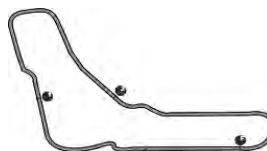
Table with 2 columns: Ideal Lap, Lap Time, Speed

Table with 2 columns: Ideal Lap, Lap Time, Speed

Table with 2 columns: Ideal Lap, Lap Time, Speed

Table with 2 columns: Ideal Lap, Lap Time, Speed

Table with 2 columns: Ideal Best Lap, Lap Time, Speed





LAP ANALYSIS Free practices 1

Autodromo di Monza
On October, 05 - 06

Main data table with columns for Lap, Number, and sessions 11, 12, 13, 15, 21, 51. Each session has sub-columns for Lap Time, Partial, and Speed. Data includes lap numbers (e.g., 1a-1, 1a-2) and various time/speed values.

Table with 2 columns: Ideal Lap, values: 0'34.115, 0'34.115, 1'11.766, 0'37.651, 1'49.780, 0'38.014

Table with 2 columns: Ideal Lap, values: 0'34.980, 0'34.980, 1'13.796, 0'38.215, 1'52.309, 0'39.114

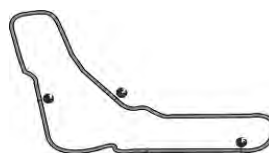
Table with 2 columns: Ideal Lap, values: 0'34.792, 0'34.792, 1'12.569, 0'37.777, 1'50.531, 0'37.962

Table with 2 columns: Ideal Lap, values: 0'34.893, 0'34.893, 1'13.696, 0'38.803, 1'52.789, 0'39.093

Table with 2 columns: Ideal Lap, values: 0'34.319, 0'34.319, 1'12.104, 0'37.785, 1'49.817, 0'37.713

Table with 2 columns: Ideal Lap, values: 0'34.156, 0'34.156, 1'11.909, 0'37.753, 1'50.412, 0'38.503

Table with 2 columns: Ideal Best Lap, values: 0'33.910, 0'33.910, 1'11.133, 0'37.223, 1'48.354, 0'37.221



Santísima Trinidad 30 28010 MADRID
Tel y Fax 91.448.32.06
www.cronococa.com
e-mail: info@cronococa.com



Juan Bravo 17 28006 MADRID
Tel 91.432.27.50
www.gt sport.es
e-mail: info@gt sport.es



LAP ANALYSIS Free practices 1

Autodromo di Monza
On October, 05 - 06

Main data table with columns for Lap, Number, and Lap Time/Partial/Speed for laps 52-57.

Ideal Lap table for lap 52

Ideal Lap table for lap 53

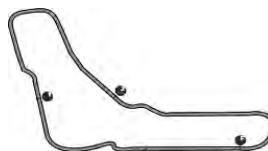
Ideal Lap table for lap 54

Ideal Lap table for lap 55

Ideal Lap table for lap 56

Ideal Lap table for lap 57

Ideal Best Lap table





LAP ANALYSIS Free practices 1

Autodromo di Monza
On October, 05 - 06

Table with columns for Lap, Number, and Lap Time/Speed for laps 59 through 65. Each lap is broken down into partial and full lap times and speeds.

Table with 2 columns: Ideal Lap, Lap Time, Lap Speed. Values: 0'34.040, 0'34.040, 1'11.823, 0'37.783, 1'49.748, 0'37.925

Table with 2 columns: Ideal Lap, Lap Time, Lap Speed. Values: 0'34.093, 0'34.093, 1'11.991, 0'37.898, 1'50.299, 0'38.308

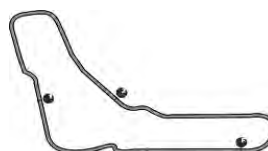
Table with 2 columns: Ideal Lap, Lap Time, Lap Speed. Values: 0'34.746, 0'34.746, 1'13.088, 0'38.342, 1'51.450, 0'38.362

Table with 2 columns: Ideal Lap, Lap Time, Lap Speed. Values: 0'34.435, 0'34.435, 1'12.138, 0'37.703, 1'49.948, 0'37.810

Table with 2 columns: Ideal Lap, Lap Time, Lap Speed. Values: 0'34.302, 0'34.302, 1'12.085, 0'37.783, 1'49.510, 0'37.425

Table with 2 columns: Ideal Lap, Lap Time, Lap Speed. Values: 0'34.252, 0'34.252, 1'11.689, 0'37.437, 1'49.136, 0'37.447

Table with 2 columns: Ideal Best Lap, Lap Time, Lap Speed. Values: 0'33.910, 0'33.910, 1'11.133, 0'37.223, 1'48.354, 0'37.221





LAP ANALYSIS Free practices 1

Autodromo di Monza
On October, 05 - 06

Table with columns for Lap, Number, and sessions 66-75. Each session has sub-columns for Lap Time, Partial, and Speed. Data includes lap numbers (e.g., 1^a-1, 1^a-2) and corresponding times and speeds.

Table with 2 columns: Ideal Lap, and 2 rows of values: 0'34.405 0'34.405, 1'11.906 0'37.501, 1'49.476 0'37.570

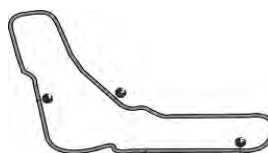
Table with 2 columns: Ideal Lap, and 2 rows of values: 0'34.250 0'34.250, 1'11.790 0'37.540, 1'49.326 0'37.536

Table with 2 columns: Ideal Lap, and 2 rows of values: 0'35.371 0'35.371, 1'14.067 0'38.696, 1'53.997 0'39.930

Table with 2 columns: Ideal Lap, and 2 rows of values: 0'35.086 0'35.086, 1'13.009 0'37.923, 1'51.217 0'38.208

Table with 2 columns: Ideal Lap, and 2 rows of values: 0'34.401 0'34.401, 1'12.622 0'38.221, 1'51.003 0'38.381

Table with 2 columns: Ideal Lap, and 2 rows of values: 0'34.724 0'34.724, 1'12.312 0'37.588, 1'50.796 0'38.484

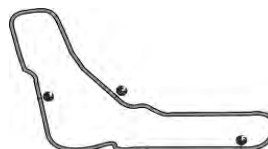


LAP ANALYSIS Free practices 1

Autodromo di Monza
On October, 05 - 06

Number	84		
Lap	Lap Time	Partial	Speed
1ª - 1	0'39.217	0'39.217	222.223
1ª - 2	1'27.568	0'48.351	
1ª - 3	2'19.389	0'51.821	PIT
2ª - 1	8'06.266	8'06.266	173.077
2ª - 2	8'50.356	0'44.090	
2ª - 3	9'34.943	0'44.587	
3ª - 1	0'40.649	0'40.649	187.175
3ª - 2	1'23.093	0'42.444	
3ª - 3	2'06.070	0'42.977	
4ª - 1	0'36.396	0'36.396	231.760
4ª - 2	1'17.013	0'40.617	
4ª - 3	1'58.083	0'41.070	
5ª - 1	0'36.217	0'36.217	234.274
5ª - 2	1'16.000	0'39.783	
5ª - 3	1'56.945	0'40.945	
6ª - 1	0'35.653	0'35.653	242.153
6ª - 2	1'15.103	0'39.450	
6ª - 3	1'55.049	0'39.946	
7ª - 1	0'35.917	0'35.917	251.749
7ª - 2	1'18.477	0'42.560	
7ª - 3	1'58.552	0'40.075	
8ª - 1	0'35.722	0'35.722	257.143
8ª - 2	1'15.634	0'39.912	
8ª - 3	1'55.517	0'39.883	
9ª - 1	0'35.945	0'35.945	245.455
9ª - 2	1'15.640	0'39.695	
9ª - 3	1'55.461	0'39.821	
10ª - 1	0'35.295	0'35.295	264.059
10ª - 2	1'14.397	0'39.102	
10ª - 3	1'53.879	0'39.482	
11ª - 1	0'35.177	0'35.177	271.357
11ª - 2	1'14.592	0'39.415	
11ª - 3	1'53.928	0'39.336	
12ª - 1	0'35.317	0'35.317	274.112
12ª - 2	1'14.343	0'39.026	
12ª - 3	2'00.775	0'46.432	PIT
13ª - 1	9'57.189	9'57.189	158.824
13ª - 2	10'48.832	0'51.643	
13ª - 3	11'38.445	0'49.613	
14ª - 1	0'41.075	0'41.075	181.208
14ª - 2	1'24.213	0'43.138	
14ª - 3	2'08.591	0'44.378	
15ª - 1	0'38.678	0'38.678	244.898
15ª - 2	1'20.810	0'42.132	
15ª - 3	2'03.203	0'42.393	
16ª - 1	0'37.342	0'37.342	241.611
16ª - 2	1'18.497	0'41.155	
16ª - 3	2'01.059	0'42.562	
17ª - 1	0'37.063	0'37.063	225.000
17ª - 2	1'17.705	0'40.642	
17ª - 3	1'59.184	0'41.479	
18ª - 1	0'36.459	0'36.459	258.993
18ª - 2	1'17.400	0'40.941	
18ª - 3	1'59.656	0'42.256	
19ª - 1	0'36.312	0'36.312	259.616
19ª - 2	1'16.655	0'40.343	
19ª - 3	1'58.237	0'41.582	
20ª - 1	0'36.413	0'36.413	259.616
20ª - 2	1'16.896	0'40.483	
20ª - 3	1'58.495	0'41.599	
21ª - 1	0'38.897	0'38.897	190.477
21ª - 2	1'20.486	0'41.589	
21ª - 3	2'14.412	0'53.926	PIT
22ª - 1			
22ª - 2			
22ª - 3			
23ª - 1			
23ª - 2			
23ª - 3			
24ª - 1			
24ª - 2			
24ª - 3			
25ª - 1			
25ª - 2			
25ª - 3			

Ideal Lap	
0'35.177	0'35.177
1'14.203	0'39.026
1'53.539	0'39.336





Autodromo di Monza
On October, 05 - 06

Free practices 1 Sectors Results

Sector - 1				Sector - 2				Sector - 3				Ideal Lap vs Best Lap				
Ord.	Nº	Driver	Time	Nº	Driver	Time	Nº	Driver	Time	Ord.	Nº	Driver	Idea Lap	Best Lap	Ord.	
1	56	Onidi - Salaquarda	33.910	56	Onidi - Salaquarda	37.223	3	Montermini - Rigon	37.221	1	3	Montermini - Rigon	1'48.667	1'48.991	2	
2	3	Montermini - Rigon	33.928	55	Beretta - Lyons	37.344	4	Ramos - Pastorelli	37.401	2	56	Onidi - Salaquarda	1'48.811	1'49.139	4	
3	59	Cordoni - Camathias	34.040	4	Ramos - Pastorelli	37.350	64	Maleev - Ladygin	37.425	3	4	Ramos - Pastorelli	1'48.818	1'48.836	1	
4	55	Beretta - Lyons	34.066	65	Suzuki - Pantano	37.437	65	Suzuki - Pantano	37.447	4	55	Beretta - Lyons	1'48.921	1'49.113	3	
5	4	Ramos - Pastorelli	34.067	7	Sijthoff - Login	37.453	55	Beretta - Lyons	37.511	5	65	Suzuki - Pantano	1'49.136	1'49.471	6	
6	60	Costantini - Gattuso	34.093	66	Van Der Drift - Razia	37.501	67	Skryabin - Pierguidi	37.536	6	67	Skryabin - Pierguidi	1'49.326	1'49.332	5	
7	11	Broniszewski -	34.115	3	Montermini - Rigon	37.518	66	Van Der Drift - Razia	37.570	7	66	Van Der Drift - Razia	1'49.476	1'49.728	8	
8	51	Bontempelli - Frezza	34.156	67	Skryabin - Pierguidi	37.540	56	Onidi - Salaquarda	37.678	8	64	Maleev - Ladygin	1'49.510	1'49.722	7	
9	54	Sdanewitsch - Rugolo	34.184	57	Tutumlu - Deverikos	37.551	21	Cameron - Griffin	37.713	9	59	Cordoni - Camathias	1'49.748	1'49.824	9	
10	52	Earle - Kremer	34.202	75	Leganov - Rosina	37.588	1	Talkanitsa sr. - Talkanitsa, jr	37.764	10	57	Tutumlu - Deverikos	1'49.750	1'50.230	15	
11	1	Talkanitsa sr. - Talkanitsa, jr	34.241	11	Broniszewski -	37.651	63	Rossel - Mavlanov	37.810	11	11	Broniszewski -	1'49.780	1'50.124	11	
12	67	Skryabin - Pierguidi	34.250	63	Rossel - Mavlanov	37.703	7	Sijthoff - Login	37.888	12	1	Talkanitsa sr. - Talkanitsa, jr	1'49.797	1'49.958	10	
13	65	Suzuki - Pantano	34.252	51	Bontempelli - Frezza	37.753	57	Tutumlu - Deverikos	37.896	13	21	Cameron - Griffin	1'49.817	1'50.169	13	
14	64	Maleev - Ladygin	34.302	13	Soulet - Ide	37.777	59	Cordoni - Camathias	37.925	14	63	Rossel - Mavlanov	1'49.948	1'50.130	12	
15	57	Tutumlu - Deverikos	34.303	59	Cordoni - Camathias	37.783	13	Soulet - Ide	37.962	15	7	Sijthoff - Login	1'50.090	1'50.176	14	
16	21	Cameron - Griffin	34.319	64	Maleev - Ladygin	37.783	11	Broniszewski -	38.014	16	60	Costantini - Gattuso	1'50.299	1'50.608	18	
17	53	Laursen - Ramos	34.384	21	Cameron - Griffin	37.785	54	Sdanewitsch - Rugolo	38.068	17	51	Bontempelli - Frezza	1'50.412	1'50.780	19	
18	74	Hamprecht - Kox	34.401	1	Talkanitsa sr. - Talkanitsa, jr	37.792	53	Laursen - Ramos	38.106	18	54	Sdanewitsch - Rugolo	1'50.524	1'50.541	16	
19	66	Van Der Drift - Razia	34.405	60	Costantini - Gattuso	37.898	69	Kogay - Seefried	38.208	19	13	Soulet - Ide	1'50.531	1'50.582	17	
20	63	Rossel - Mavlanov	34.435	69	Kogay - Seefried	37.923	52	Earle - Kremer	38.247	20	52	Earle - Kremer	1'50.700	1'50.822	20	
21	5	Vieira -	34.589	8	Abresch - Nathan	37.975	60	Costantini - Gattuso	38.308	21	53	Laursen - Ramos	1'50.794	1'51.380	24	
22	75	Leganov - Rosina	34.724	5	Vieira -	38.154	5	Vieira -	38.348	22	75	Leganov - Rosina	1'50.796	1'51.361	23	
23	61	Toril - Seyffarth	34.746	12	Werkman - Camp	38.215	61	Toril - Seyffarth	38.362	23	74	Hamprecht - Kox	1'51.003	1'51.321	22	
24	7	Sijthoff - Login	34.749	74	Hamprecht - Kox	38.221	74	Hamprecht - Kox	38.381	24	5	Vieira -	1'51.091	1'51.091	21	
25	13	Soulet - Ide	34.792	52	Earle - Kremer	38.251	75	Leganov - Rosina	38.484	25	69	Kogay - Seefried	1'51.217	1'51.523	25	
26	15	Cioci - Metha	34.893	54	Sdanewitsch - Rugolo	38.272	51	Bontempelli - Frezza	38.503	26	61	Toril - Seyffarth	1'51.450	1'51.631	26	
27	12	Werkman - Camp	34.980	53	Laursen - Ramos	38.304	15	Cioci - Metha	39.093	27	12	Werkman - Camp	1'52.309	1'52.719	27	
28	69	Kogay - Seefried	35.086	61	Toril - Seyffarth	38.342	12	Werkman - Camp	39.114	28	15	Cioci - Metha	1'52.789	1'52.840	28	
29	84	Coimbra - L. Silva	35.177	68	Flohr - Castellaci	38.696	84	Coimbra - L. Silva	39.336	29	8	Abresch - Nathan	1'53.467	1'56.071	31	
30	68	Flohr - Castellaci	35.371	15	Cioci - Metha	38.803	68	Flohr - Castellaci	39.930	30	84	Coimbra - L. Silva	1'53.539	1'53.879	29	
31	8	Abresch - Nathan	35.543	84	Coimbra - L. Silva	39.026	8	Abresch - Nathan	39.949	31	68	Flohr - Castellaci	1'53.997	1'55.125	30	



Autodromo di Monza
On October, 05 - 06

Free practices 1 MAXIMUM SPEED

Ord.	Nº	Entrant	Nat.	Driver	Nat.	TG	Driver 2	Nat.	TG	Vehicle	Cat.	Cla.	Km/h
1	67	ESTA Motorsport	RU	Alexander Skryabin	RU		Alessandro Pier Guidi	IT		Ferrari 458 Italia GT3	GTS	1º	282.723
2	59	Ombra Racing	IT	Mario Cordonì	IT	G	Joel Camathias	CH		Ferrari 458 Italia GT3	GTS	2º	281.985
3	3	Scuderia Villorba Corse	IT	Andrea Montermini	IT		Davide Rigon	IT		Ferrari 458 GT Italia	Super GT	1º	281.985
4	54	AF Corse	IT	Claudio Sdanewitsch	DE	G	Michele Rugolo	IT		Ferrari 458 Italia GT3	GTS	3º	281.985
5	52	Kessel Racing	CH	Stephen Earle	US	G	Freddy Kremer	DE	G	Ferrari 458 Italia GT3	GTS	4º	281.985
6	56	AF Corse	IT	Fabio Onidi	IT		Filip Salaquarda	IT	ERR	Ferrari 458 Italia GT3	GTS	5º	281.251
7	51	Kessel Racing	CH	Lorenzo Bontempelli	IT		Marco Frezza	IT		Ferrari 458 Italia GT3	GTS	6º	281.250
8	53	Kessel Racing	CH	Johnny Laursen	DK	G	Cesar Ramos	BR		Ferrari 458 Italia GT3	GTS	7º	281.250
9	68	Kessel Racing	CH	Thomas Flohr	CH	G	Francesco Castellaci	IT		Ferrari 458 Italia GT3	GTS	8º	280.520
10	63	SMP Racing -Russian Bears	RU	Pol Rossel	ES		Roman Mavlanov	RU		Ferrari 458 Italia GT3	GTS	9º	279.793
11	64	SMP Racing -Russian Bears	RU	Viacheslav Maleev	RU	G	Kirill Ladygin	RU		Ferrari 458 Italia GT3	GTS	10º	279.793
12	66	Bhai Tech Racing	IT	Chris Van Der Drift	NZ		Luiz Tadeu Razia	BR		McLaren MP4 12C GT3	GTS	11º	279.793
13	55	AF Corse	IT	Matteo Beretta	IT		Michael Lyons	GB		Ferrari 458 Italia GT3	GTS	12º	279.793
14	60	Ombra Racing	IT	Stefano Costantini	IT		Stefano Gattuso	IT		Ferrari 458 Italia GT3	GTS	13º	279.070
15	65	Bhai Tech Racing	IT	Rafael Suzuki	BR		Giorgio Pantano	IT		McLaren MP4 12C GT3	GTS	14º	278.351
16	4	V8 Racing	NL	Miguel Ramos	PT		Nicky Pastorelli	IT		Chevrolet Corvette 7000 cc	Super GT	2º	278.351
17	21	AF Corse	IT	Duncan Cameron	GB		Matt Griffin	IE		Ferrari 458 GT Italia	Super GT	3º	277.636
18	74	Team rhino's Leiper Motorsport	DE	Fabian Hamprecht	DE		Peter Kox	NL		Lamorghini Gallardo FL2 GT3	GTS	15º	277.636
19	57	Autorlando Sport	IT	Isaac Tutumlu	ES		Dimitris Deverikos	GR		Porsche 997 GT3 R	GTS	16º	277.635
20	1	AT Racing	AT	Alexander Talkanitsa, s	BY	G	Alexander Talkanitsa, j	BY		Ferrari 458 GT Italia	Super GT	4º	276.924
21	61	Seyffarth Motorsport	DE	Miguel Toril	ES		Jan Seyffarth	DE		Mercedes SLS AMG GT3	GTS	17º	276.215
22	69	Rinaldi Racing	DE	Vadim Kogay	RU		Marco Seefried	DE		Porsche 997 GT3 R	GTS	18º	275.511
23	84	Sports and You	PT	António Coimbra	PT		Luis Silva	PT		Mercedes SLS AMG GT3	GTS	19º	274.112
24	11	Kessel Racing	CH	Michael Broniszewski	PL					Ferrari 458 GT Italia	Super GT	5º	273.418
25	7	V8 Racing	NL	Diederich Sijthoff	NL		Bert Longin	BE		Chevrolet Corvette 7000 cc	Super GT	6º	273.418
26	13	GPR Racing	BE	Maxime Soulet	BE		Enzo Ide	BE		Aston Martin V12 Vantage GT	GTS	20º	272.728
27	75	Team rhino's Leiper Motorsport	DE	Eduard Leganov	CZ		Stefan Rosina	SK		Lamorghini Gallardo FL2 GT3	GTS	21º	269.327
28	15	AF Corse	IT	Marco Cioci	IT		Vimal Metha	IN		Ferrari 458 GT Italia	Super GT	7º	268.657
29	12	V8 Racing	NL	Danny Werkman	NL	G	Jacky Camp	NL		Chevrolet Corvette 7000 cc	Super GT	8º	263.415
30	5	Drivex	ES	Carlos Vieira	PT					Porsche 997 GT3 RSR 2012	Super GT	9º	258.993
31	8	V8 Racing	NL	Rick Abresch	NL	G	Wolf Nathan	NL	G	Chevrolet Corvette 7000 cc	Super GT	10º	236.324